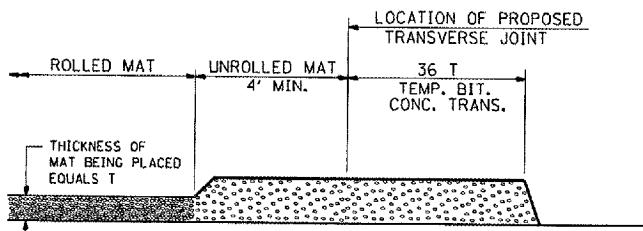
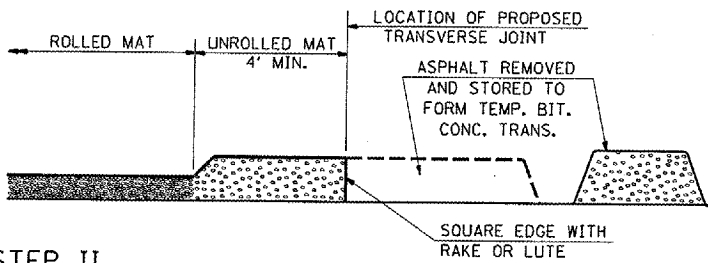


TEMPORARY BITUMINOUS CONCRETE TRANSITIONS



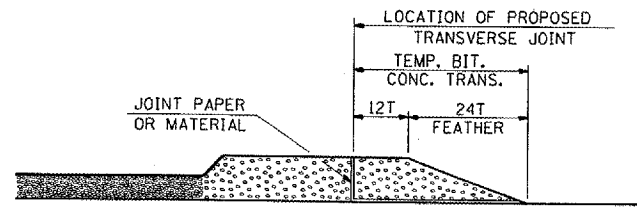
STEP I

1. PLACE BITUMINOUS MAT, LENGTH 36 TIMES THE THICKNESS OF THE MAT BEING PLACED PAST THE PROPOSED TRANSVERSE JOINT LOCATION USING NORMAL OPERATING PROCEDURES.
2. EXTREME CARE SHOULD BE TAKEN TO MAINTAIN ENOUGH MATERIAL IN FRONT OF THE SCREED TO MAINTAIN REQUIRED PAVING DEPTH.



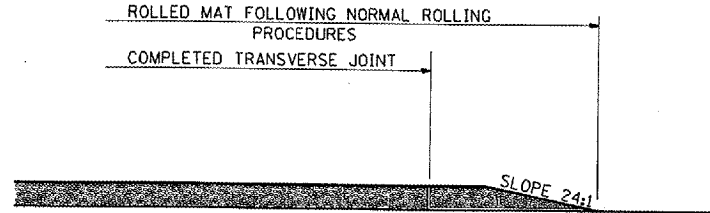
STEP II

1. MOVE THE PAVER OUT OF THE WAY AND REMOVE THE ASPHALT FROM THE AREA OF THE PROPOSED TEMPORARY BITUMINOUS CONCRETE TRANSITION.
2. SQUARE UP THE END OF THE MAT WITH A RAKE OR LUTE.
3. NOTE THAT THE MAT WITHIN 4' OF THE END OF JOINT IS NOT TO BE ROLLED AT THIS TIME.



STEP III

1. JOINT PAPER OR OTHER PRESELECTED JOINT MATERIAL IS THEN PLACED IN THE CLEARED AREA AND THE EXCESS ASPHALT USED TO HAND FORM A TRANSITION TO THE DIMENSIONS SHOWN ABOVE.
2. NOTE THAT IN CONSTRUCTING THE TRANSITION, THE MAT DEPTH IS CONTINUED AS PART OF THE TRANSITION BEFORE FORMING THE FEATHER.



STEP IV

1. COMPLETE TEMPORARY TRANSITION BY ROLLING.
2. TO RESUME PAVING, AT THE JOINT, REMOVE TEMPORARY TRANSITION AND DISPOSE OF THE MATERIAL ACCORDING TO ART. 202.03 OF THE STD. SPECS. (COST INCLUDED IN THE CONTRACT).
3. CONSTRUCTING THE TEMPORARY TRANSITIONS WILL NOT BE PAID FOR SEPARATELY BUT WILL BE INCLUDED IN THE BITUMINOUS MATERIAL BEING PLACED.

REVISIONS

REDRAWN	2-15-89
REVISED	8-16-94
REVISED	
REVISED	

STD. 9-26

ILLINOIS STANDARD

W8-1106

VARIOUS ROUTES
D-9 CONT. MAINT. FY 06-3
VARIOUS CO.
CONTRACT #98924
SHEET 34 OF 42

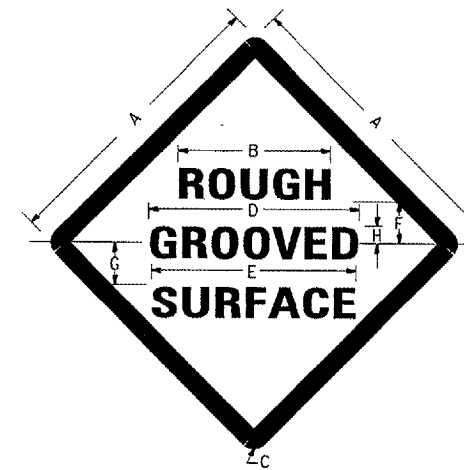
COLORS:

LEGEND AND BORDER- BLACK NON-REFLECTORIZED
BACKGROUND- ORANGE REFLECTORIZED

SIGN SIZE	DIMENSIONS							
	A	B	C	D	E	F	G	H
48X48	48.0	24.1	3.0	34.0	33.0	6.0	13.0	3.5

SIGN SIZE	SERIES LINES			MAR-GIN	BOR-DER	BLANK STD.
	1	2	3			
48X48	7C	7C	7C	0.8	1.2	B4-48D

ALL DIMENSIONS IN INCHES



NOTES:

PRIOR TO ALLOWING TRAFFIC ON ANY PORTION OF THE ROADWAY THAT HAS BEEN COLDMILLED, THE CONTRACTOR SHALL HAVE ERECTED "ROUGH GROOVED SURFACE" SIGNS THAT CONFORM TO THE ABOVE DETAILS. A MINIMUM OF ONE SIGN AT EACH END OF THE IMPROVEMENT WILL BE REQUIRED. THE CONTRACTOR SHALL MAINTAIN THE "ROUGH GROOVED SURFACE" SIGNS UNTIL THE COLDMILLED SURFACE IS COVERED WITH LEVELING BINDER OR SURFACE COURSE.

IF AT ANY TIME THE SIGNS ARE IN PLACE BUT NOT APPLICABLE, THEY SHALL BE TURNED FROM THE VIEW OF MOTORISTS OR COVERED AS DIRECTED BY THE ENGINEER.

THE COST OF FURNISHING, ERECTING, MAINTAINING, AND REMOVING THE REQUIRED SIGNS SHALL BE INCLUDED IN THE CONTRACT.

REVISIONS

REDRAWN	2-15-89
REVISED	4-6-93
REVISED	
REVISED	

STD. 9-39

DETAIL OF DETECTOR LOOPS

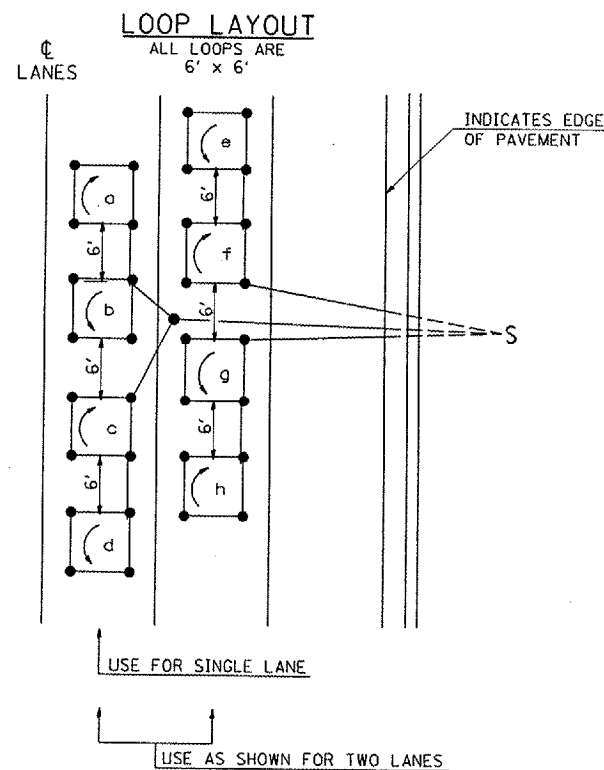
NOTES

(APPLIES TO 6' x 6' LOOPS ONLY)

1. THE DETECTOR LOOPS SHALL BE TYPE I. EACH DETECTOR LOOP SHALL HAVE 3 TURNS OF LOOP WIRE AND BE INSTALLED IN ACCORDANCE WITH THE APPLICABLE PORTIONS OF SECTION 886 OF THE STANDARD SPECIFICATIONS FOR TRAFFIC CONTROL ITEMS.
2. BEGINNING LEAD WIRES SHALL BE CONNECTED TO THE BLACK LEAD AND THE ENDING LEAD WIRES SHALL BE CONNECTED TO THE WHITE LEAD OF THE TWIN TWISTED FEED CABLES AT THE SPLICE POINT.
3. WHERE THE LOOPS ARE INSTALLED PRIOR TO RESURFACING, THE LOOP CORNERS SHALL BE DIAGONALLY CUT.

LOOP LEGEND

- () CLOCKWISE ROTATION FOR LOOP WIRES
- () COUNTERCLOCKWISE ROTATION FOR LOOP WIRES
- S INDICATES SPLICE POINT FOR DETECTOR LOOP LEAD
- INDICATES 2" CORE-DRILL



DETAIL 6' x 6' DETECTOR LOOPS

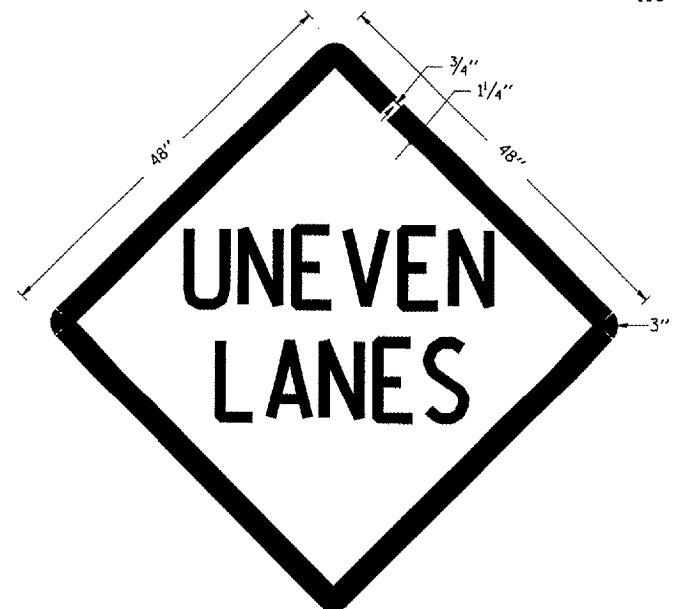
REVISIONS

REDRAWN	5-13-02
REVISED	
REVISED	
REVISED	

STD. 9-92

UNEVEN LANES SIGN

W8-11 (48" x 48")



COLORS:

LEGEND AND BORDER - BLACK NON-REFLECTORIZED
BACKGROUND - ORANGE REFLECTORIZED

NOTE: PRIOR TO ALLOWING TRAFFIC ON ANY PORTION OF THE ROADWAY THAT HAS BEEN COLDMILLED OR BEFORE RESURFACING OPERATIONS BEGIN, THE CONTRACTOR SHALL HAVE ERECTED "UNEVEN PAVEMENT" SIGNS THAT CONFORM TO THE ABOVE DETAILS. A MINIMUM OF ONE SIGN AT EACH END OF THE IMPROVEMENT WILL BE REQUIRED. THE CONTRACTOR SHALL MAINTAIN THE "UNEVEN PAVEMENT" SIGNS UNTIL THE RESURFACING OPERATIONS ARE COMPLETED.

IF AT ANY TIME THE SIGNS ARE IN PLACE BUT NOT APPLICABLE, THEY SHALL BE TURNED FROM THE VIEW OF MOTORISTS OR COVERED AS DIRECTED BY THE ENGINEER.

THE COST OF FURNISHING, ERECTING, MAINTAINING, AND REMOVING THE REQUIRED SIGNS SHALL BE INCLUDED IN THE CONTRACT.

REVISIONS

REDRAWN	2-15-89
REVISED	4-6-93
REDRAWN	7-23-04
REVISED	

STD. 9-41