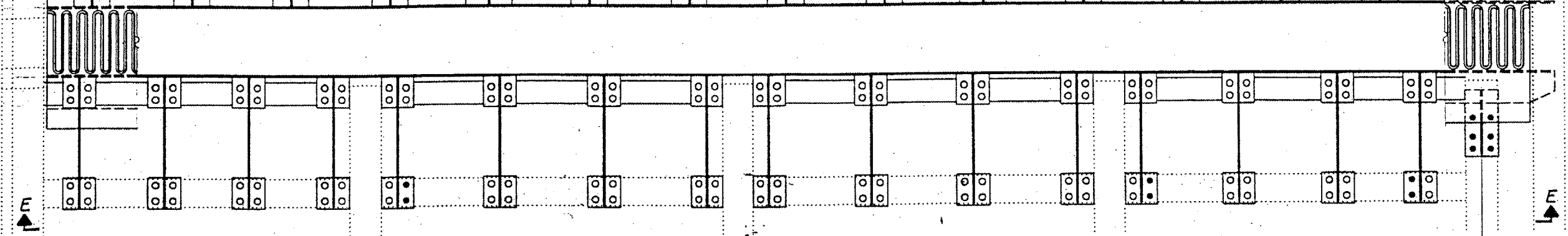


Symm about E Bridge

D
E

E

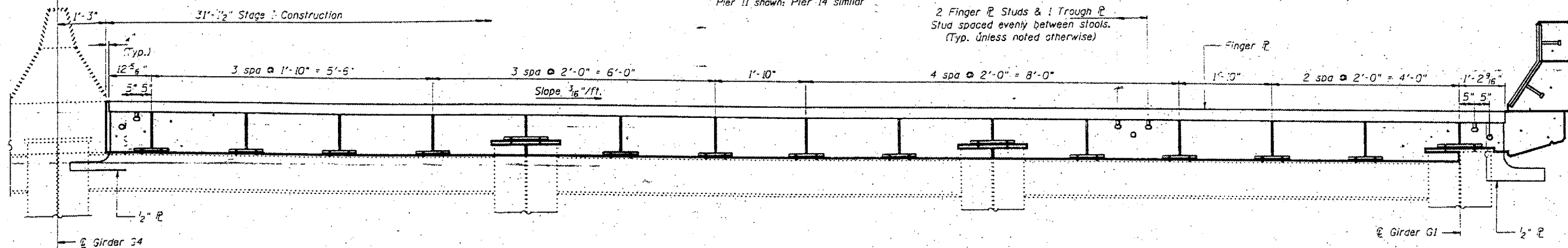


PLAN

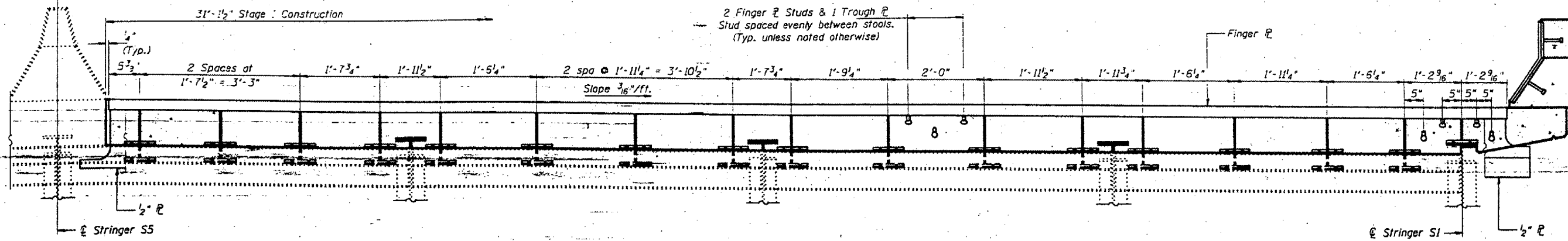
Pier 11 shown; Pier 14 similar

○ Indicates use of holes in new or existing member.
● Indicates field drilled holes in existing member.

Stringer SI



SECTION D-D



SECTION E-E

| | |
|----------|------------------------|
| DESIGNED | P.S.J. |
| CHECKED | A.T.H. |
| DRAWN | John P. Schneller, Jr. |
| CHECKED | A.T.H. P.S.J. |

FEBRUARY 4, 2002
EXAMINED *John A. Morris*
ENGINEER OF STRUCTURAL SERVICES
PASSED
ENGINEER OF BRIDGES AND STRUCTURES

Notes:
For Parapet Plate Assembly see sheet 10 of 14.

BRIDGE NO. 1
STRUCTURE NO. 002-0022
FOR INFORMATION ONLY

EXPANSION JOINT DETAILS - PIER 11 & 14
F.A.I. 57 OVER MISSISSIPPI RIVER
ALEXANDER COUNTY
S.N. 002-0022