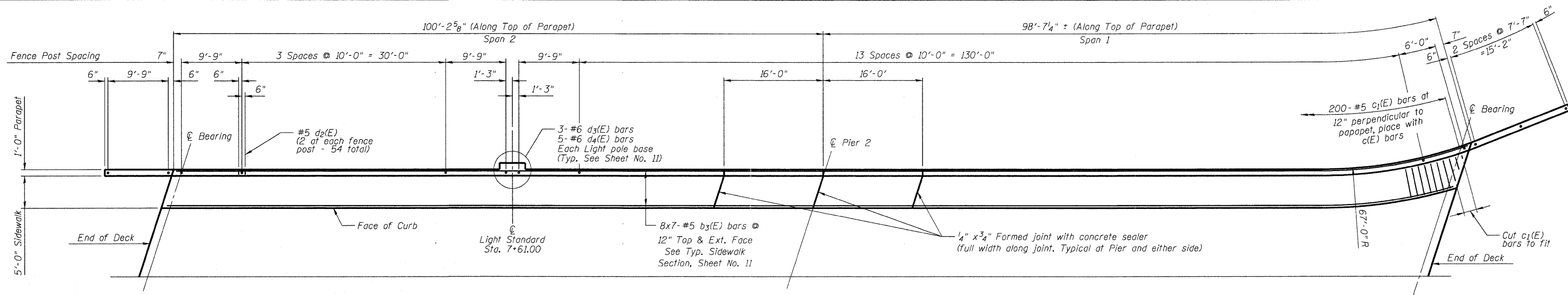
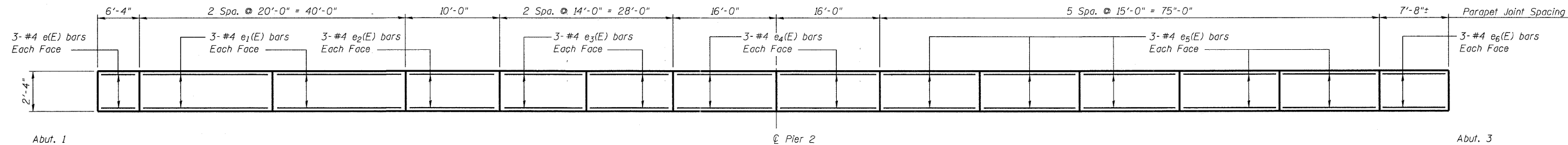


12/7/2011 12:38:11 PM J:\2009\246 IDOT PTB I53 Item 21\Cadd\Design\016-1101\W.O. 15 Ortole Steel Plans\016-1101.dgn

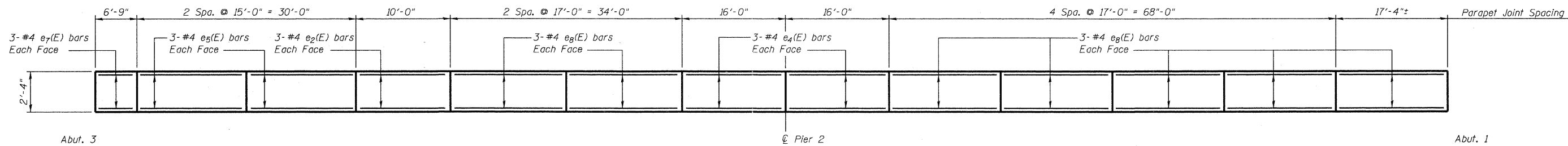


WEST SIDEWALK AND PARAPET PLAN

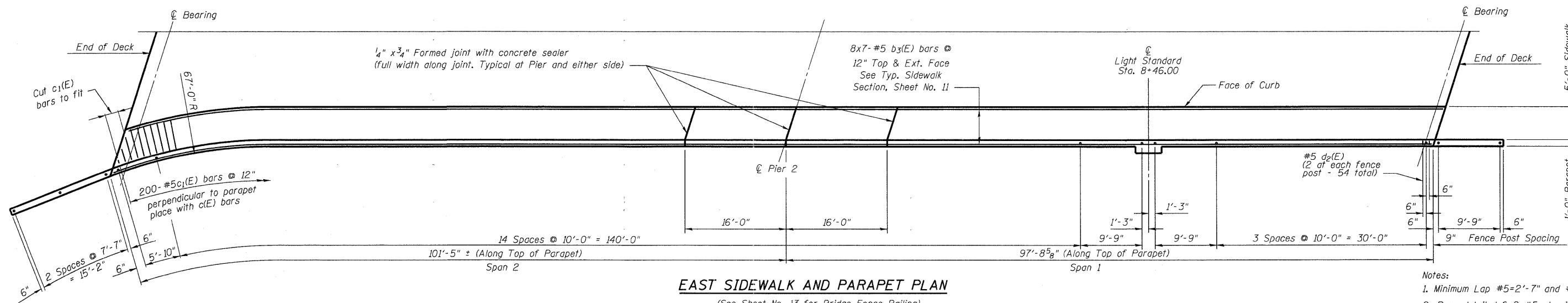
(See Sheet No. 13 for Bridge Fence Railing)



INSIDE ELEVATION OF WEST PARAPET



INSIDE ELEVATION OF EAST PARAPET



EAST SIDEWALK AND PARAPET PLAN

(See Sheet No. 13 for Bridge Fence Railing)

- Notes:
1. Minimum Lap #5=2'-7" and #4=2'-1"
 2. Bars detailed 6x2 #5 etc. indicates 6 lines of bars with 2 lengths per line.



ABNA
 DESIGN FIRM REG. 184.002117
 9901 S. Western Ave.
 Chicago, IL 60643
 Ph. 773-881-4788
 F: 773.239.3728

DESIGNED - SEA	REVISED -
CHECKED - R.J.L.	REVISED -
DRAWN - SCS	REVISED -
CHECKED - SEA	REVISED -

STATE OF ILLINOIS
DEPARTMENT OF TRANSPORTATION

PLAN OF SIDEWALK AND PARAPET
STRUCTURE NO. 016-1101

SHEET NO. 8 OF 36 SHEETS

F.A.U. RTE.	SECTION	COUNTY	TOTAL SHEETS	SHEET NO.
90	1515.1-B	COOK	101	51
STA. TO STA.	CONTRACT NO. 60M79			
FED. ROAD DIST. NO.	ILLINOIS FED. AID PROJECT			