CONTROLLER SEQUENCE

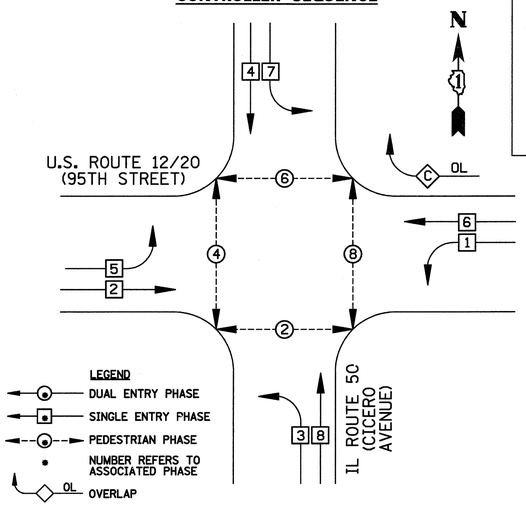

PHASE DESIGNATION DIAGRAM

OVERLAP LETTER		PERMISSIVE PHASE		PROTECTED PHASE
C	=	6	+	7

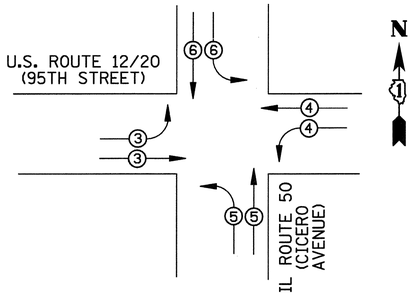

PROPOSED EMERGENCY VEHICLE PREEMPTORS				
EMERGENCY VEHICLE PREEMPTOR	3	4	5	6
MOVEMENT				

EMERGENCY VEHICLE PREEMPTION SEQUENCE

I.D.O.T TRAFFIC SIGNAL INSTALLATION ELECTRICAL SERVICE REQUIREMENTS					TOTAL WATTAGE
TYPE	NO. LAMPS	WATTAGE INCAND.	WATTAGE LED	%OPERATION	
SIGNAL (RED)	24	135	17	0.50	204
(YELLOW)	16	135	25	0.25	100
(GREEN)	16	135	15	0.25	60
ARROW	18	135	12	0.10	21.6
PED. SIGNAL	8	90	25	1.00	200
CONTROLLER	1	100	100	1.00	100
ILLUM. SIGN	4		90	0.50	180
FLASHER		135	25	0.50	
ENERGY COSTS TO: 50% I.D.O.T. 50% VILLAGE OF OAK LAWN				TOTAL =	865.6

ENERGY SUPPLY CONTACT: KATHRYN SUGRUE
PHONE: (708) 235-2337
COMPANY: COMED

RESTORATION OF WORK AREA

RESTORATION OF THE TRAFFIC SIGNAL WORK AREA SHALL BE INCIDENTAL TO THE RELATED PAY ITEM SUCH AS FOUNDATION, CONDUIT, HANDHOLE, TRENCH AND BACKFILL, ETC., AND NO EXTRA COMPENSATION SHALL BE ALLOWED. ALL ROADWAY SURFACES SUCH AS SHOULDERS, MEDIANS, SIDEWALKS, PAVEMENT, ETC. SHALL BE REPLACED IN KIND. ALL DAMAGE TO MOWED LAWNS SHALL BE REPLACED WITH AN APPROVED SOD, AND ALL DAMAGE TO UNMOWED FIELDS SHALL BE SEEDED IN ACCORDANCE WITH STANDARD SPECIFICATIONS 252 AND 250 RESPECTIVELY.

CONSTRUCTION NOTES:

1. RETROFIT EXISTING SIGNAL HEAD WITH NEW LED MODULES. PEDESTRIAN SIGNALS SHALL INCLUDE COUNTDOWN MODULES.
2. REMOVE EXISTING 5-SECTION SIGNAL HEAD AT LOCATION 2A, RETROFIT WITH NEW LED MODULES, AND REINSTALL AT LOCATION 2B, USING EXISTING CABLE. INSTALL NEW 3-SECTION HEAD AT LOCATION 2A.

NOTE:
THE TRAFFIC SIGNAL CONTROL EQUIPMENT FOR THIS PROJECT SHALL BE "ECONOLITE" TO MATCH THE EXISTING ADJACENT SYSTEM.

SCHEDULE OF QUANTITIES

ITEM	UNIT	QUANTITY
PORTLAND CEMENT CONCRETE SIDEWALK, 5"	SQ FT	400
DETECTABLE WARNINGS	SQ FT	96
SIDEWALK REMOVAL	SQ FT	400
SIGN PANEL, TYPE 1	SQ FT	40
REMOVE SIGN PANEL - TYPE 1	SQ FT	40
RELOCATE SIGN PANEL - TYPE 1	SQ FT	22.2
MAINTENANCE OF EXISTING TRAFFIC SIGNAL INSTALLATION	EACH	1
TRANSCEIVER - FIBER OPTIC	EACH	1
ELECTRIC CABLE IN CONDUIT, SIGNAL NO. 14 3C	FOOT	927
ELECTRIC CABLE IN CONDUIT, SIGNAL NO. 14 5C	FOOT	934
TRAFFIC SIGNAL POST, GALVANIZED STEEL 14 FT.	EACH	3
TRAFFIC SIGNAL POST, GALVANIZED STEEL 16 FT.	EACH	1
SIGNAL HEAD, LED, 1-FACE, 3-SECTION, MAST-ARM MOUNTED	EACH	4
TRAFFIC SIGNAL BACKPLATE, LOUVERED, ALUMINUM	EACH	4
INDUCTIVE LOOP DETECTOR	EACH	13
• LIGHT DETECTOR	EACH	4
• LIGHT DETECTOR AMPLIFIER	EACH	1
PEDESTRIAN PUSH BUTTON	EACH	8
RELOCATE EXISTING SIGNAL HEAD	EACH	1
REMOVE EXISTING TRAFFIC SIGNAL EQUIPMENT	EACH	1
FULL-ACTUATED CONTROLLER AND TYPE V CABINET, SPECIAL	EACH	1
SIGNAL HEAD, LED, 2-FACE, 1-3 SECTION, 1-5 SECTION, BRACKET MOUNTED, RETROFIT	EACH	1
SIGNAL HEAD, LED, 1-FACE, 3-SECTION, MAST ARM MOUNTED, RETROFIT	EACH	11
SIGNAL HEAD, LED, 1-FACE, 5-SECTION, MAST ARM MOUNTED, RETROFIT	EACH	1
SIGNAL HEAD, LED, 2-FACE, 3-SECTION, BRACKET MOUNTED, RETROFIT	EACH	3
RELOCATE EXISTING MASTER CONTROLLER	EACH	2
TEMPORARY INFORMATION SIGNING	SQ FT	25.7
PEDESTRIAN SIGNAL HEAD, LED,1-FACE, BRACKET MOUNTED RETROFIT	EACH	8
• ILLUMINATED STREET NAME SIGN, 6 FOOT	EACH	4
UNINTERRUPTIBLE POWER SUPPLY SPECIAL	EACH	1

• 100% COST TO THE VILLAGE OF OAK LAWN

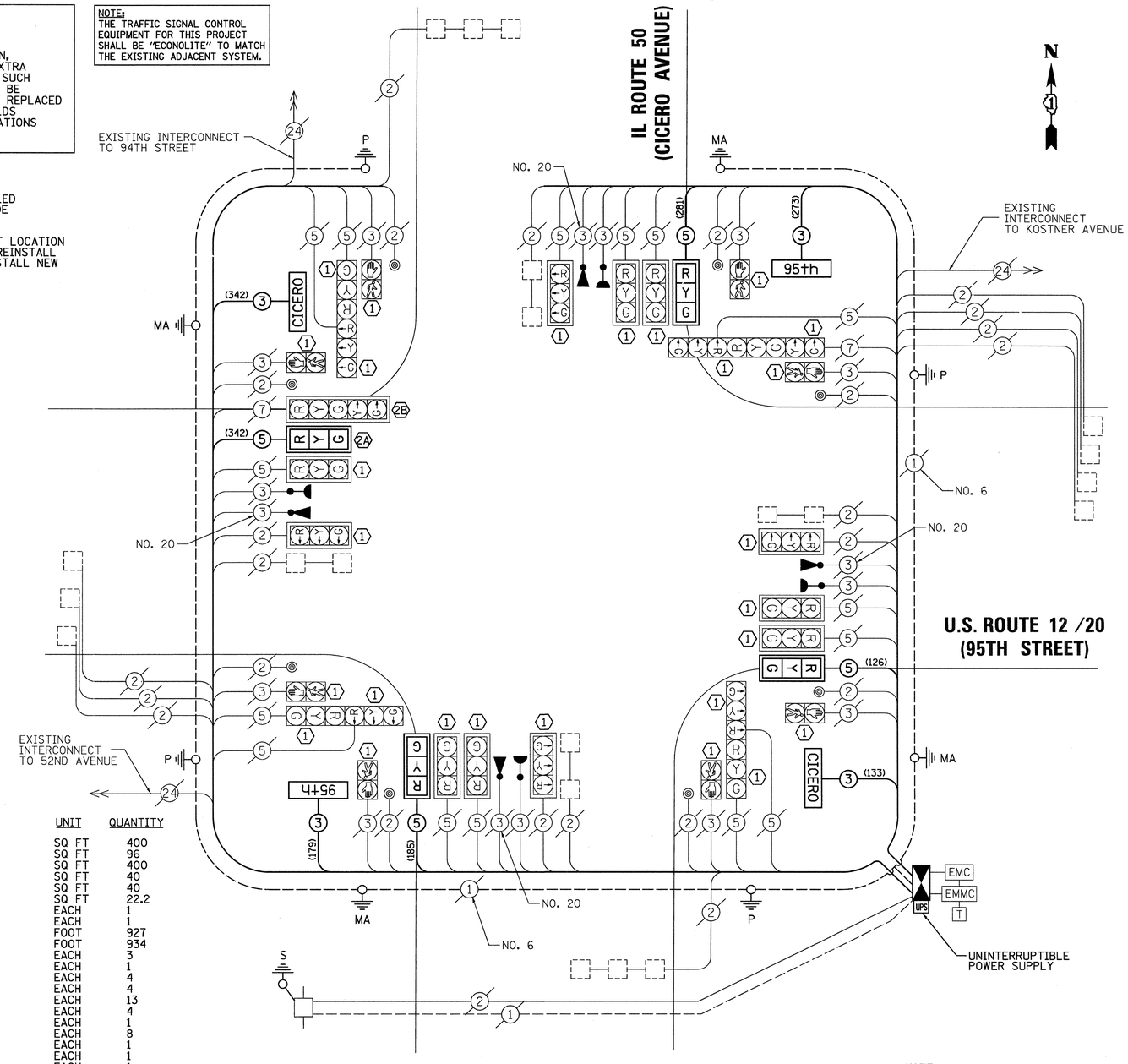

CABLE PLAN

NOTE:
(XXX) DENOTES CABLE LENGTH TO CONTROLLER CABINET WITH SLACK CABLE.

PREPARED BY:
CEMCON, Ltd.
Consulting Engineers, Land Surveyors & Planners
2280 White Oak Circle, Suite 100
Aurora, Illinois 60504-9675
Ph: 630.862.2100 Fax: 630.862.2199
E-Mail: cadd@cemcon.com Website: www.cemcon.com

FILE NAME = \MICROST\352098\ 95TH @ CICERO CAB.DGN	USER NAME = JGC	DESIGNED - BPT	REVISED -	STATE OF ILLINOIS DEPARTMENT OF TRANSPORTATION	SCHEDULE OF QUANTITIES, CABLE PLAN AND PHASE DESIGNATION DIAGRAM U.S. ROUTE 12 /20 (95TH STREET) AT IL ROUTE 50 (CICERO AVENUE)
		DRAWN - JGC	REVISED -		
	PLOT SCALE = 1"=20'	CHECKED - BPT	REVISED -		
	PLOT DATE = 10-21-11	DATE - 10-21-11	REVISED -		SCALE: N.T.S. SHEET NO. OF SHEETS STA. TO STA.

F.A.P. RTE.	SECTION	COUNTY	TOTAL SHEETS	SHEET NO.
029	2011-038-TS	COOK	21	11
		CONTRACT NO. 60P44		
FED. ROAD DIST. NO.	ILLINOIS	FED. AID PROJECT		

Rev. Sheet 1-5-12