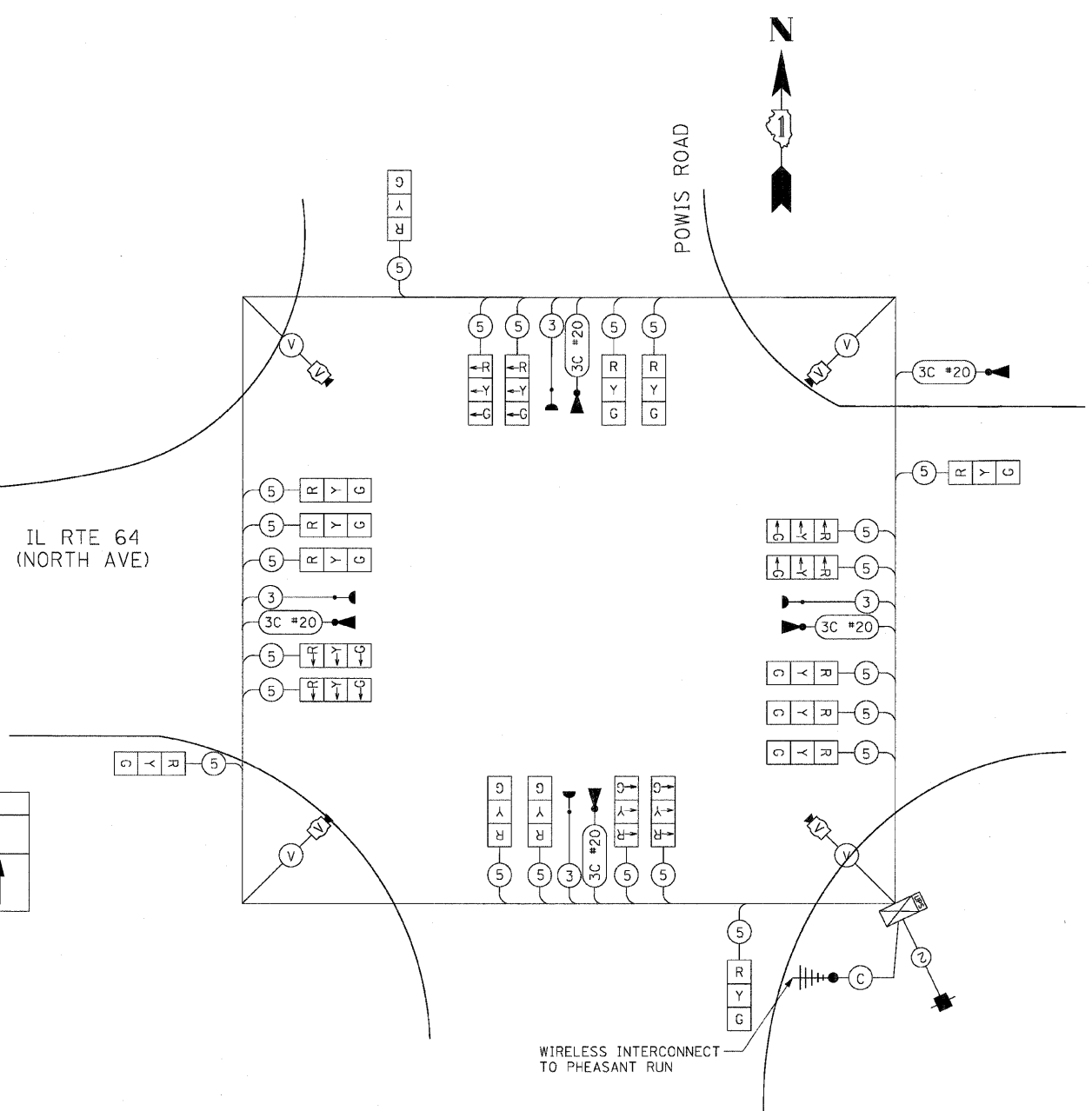
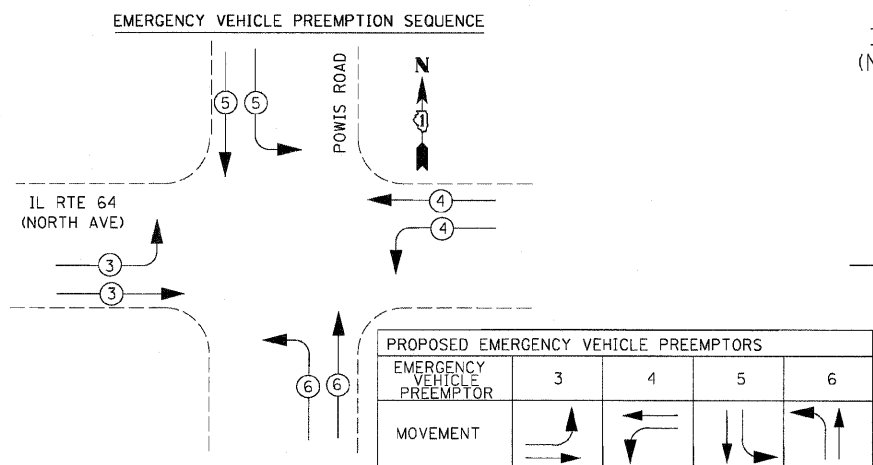
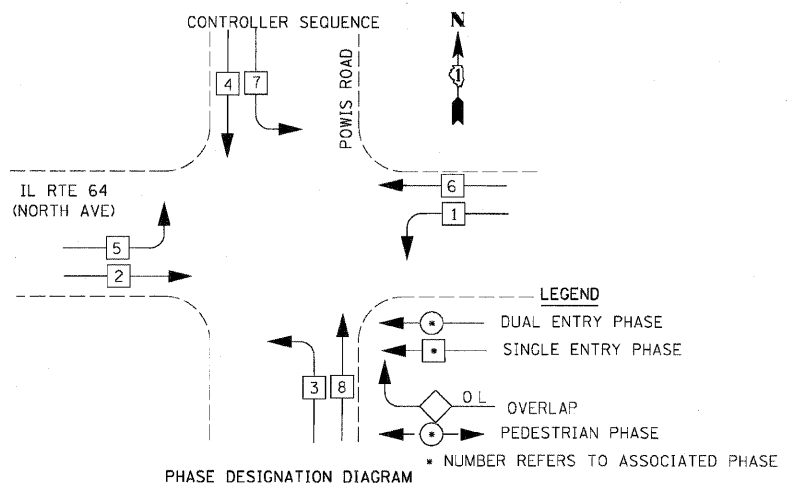


F.A.P. RTE.	SECTION	COUNTY	TOTAL SHEETS	SHEET NO.
307	130 R-2	DUPAGE, KANE	647	3720
STA.		TO STA.		
FED. ROAD DIST. NO.		ILLINOIS FED. AID PROJECT		

62410



WIRELESS INTERCONNECT TO PHEASANT RUN
CABLE PLAN
 NOT TO SCALE

SCHEDULE OF QUANTITIES

QTY	UNIT	ITEM DESCRIPTION
1	EACH	SERVICE INSTALLATION - POLE MOUNTED
1468	FOOT	UNDERGROUND CONDUIT, GALVANIZED STEEL, 2" DIA.
479	FOOT	UNDERGROUND CONDUIT, GALVANIZED STEEL, 4" DIA.
407	FOOT	CONDUIT EMBEDDED IN STRUCTURE, 2" DIA., GALVANIZED STEEL
10	EACH	HEAVY-DUTY HANDHOLE
2	EACH	DOUBLE HANDHOLE
1	EACH	MAINTENANCE OF TEMPORARY TRAFFIC SIGNAL INSTALLATION
779	FOOT	SPAN WIRE
1	EACH	UNINTERRUPTIBLE POWER SUPPLY, STANDARD
779	FOOT	TETHER WIRE
907	FOOT	ELECTRICAL CABLE AERIAL SUSPENDED, SIGNAL NO. 14 3C
5330	FOOT	ELECTRICAL CABLE AERIAL SUSPENDED, SIGNAL NO. 14 5C
106	FOOT	ELECTRICAL CABLE AERIAL SUSPENDED, SERVICE, NO. 6 2C
1980	FOOT	PREFORMED DETECTOR LOOP
5	EACH	LIGHT DETECTOR
1	EACH	LIGHT DETECTOR AMPLIFIER
8339	FOOT	REMOVE ELECTRICAL CABLE FROM CONDUIT
1	EACH	REMOVE EXISTING TRAFFIC SIGNAL EQUIPMENT
11	EACH	REMOVE EXISTING HANDHOLE
9	EACH	REMOVE EXISTING CONCRETE FOUNDATION
1	EACH	REMOVE EXISTING FLASHING BEACON INSTALLATION COMPLETE
1	EACH	WIRELESS INTERCONNECT, COMPLETE
4	EACH	TRAFFIC SIGNAL WOOD POLE, 45 FT, CLASS 5
1	EACH	VIDEO DETECTION SYSTEM
1	EACH	FULL-ACTUATED CONTROLLER AND TYPE IV CABINET, SPECIAL
1366	FOOT	ELECTRIC CABLE IN CONDUIT NO. 20 3/C, TWISTED, SHIELDED
1163	FOOT	ELECTRIC CABLE AERIAL SUSPENDED NO. 20 3/C, TWISTED, SHIELDED
1	EACH	TEMPORARY TRAFFIC SIGNAL TIMING
24	EACH	SIGNAL HEAD, LED, 1-FACE, 3-SECTION, SPAN WIRE MOUNTED
106	FOOT	ELECTRICAL CABLE AERIAL SUSPENDED, GROUNDING, NO. 6 1C
1	EACH	PARAPET MOUNTED EMERGENCY VEHICLE PREEMPTION DETECTOR SUPPORT
		100% COST TO WEST CHICAGO FIRE PROTECTION DISTRICT

I.D.O.T
 TRAFFIC SIGNAL INSTALLATION
 ELECTRICAL SERVICE REQUIREMENTS

TYPE	NO. LAMPS	WATTAGE		% OPERATION	TOTAL WATTAGE
		INCAND.	LED		
SIGNAL (RED)	14		17	50	119.00
(YELLOW)	14		25	25	87.50
(GREEN)	14		15	25	52.50
ARROW	24		12	10	28.80
PED. SIGNAL	0		25	100	00.00
CONTROLLER	1		100	100	100.00
ILLUM. SIGN	0		25	5	0.00
VIDEO SYSTEM	1	150		100	150.00
FLASHER	0		25	50	0.00
TOTAL =					537.80

ENERGY COSTS TO:
 ILLINOIS DEPARTMENT OF TRANSPORTATION
 201 WEST CENTER COURT
 SCHAMBURG, ILLINOIS 60196-1096
 CONTACT: MARK GLOECKLE
 PHONE: (630) 691-4529
 COMPANY: COMED

REVISIONS		ILLINOIS DEPARTMENT OF TRANSPORTATION IL RTE 64 & POWIS ROAD TEMPORARY CABLE PLAN & TEMPORARY PHASE DESIGNATION DIAGRAM & SCHEDULE OF QUANTITIES POST-CONSTRUCTION
NAME	DATE	

SCALE: NONE
 DATE: NOVEMBER 1, 2011
 DRAWN BY: JS
 DESIGN BY: JS
 CHECKED BY: WP