

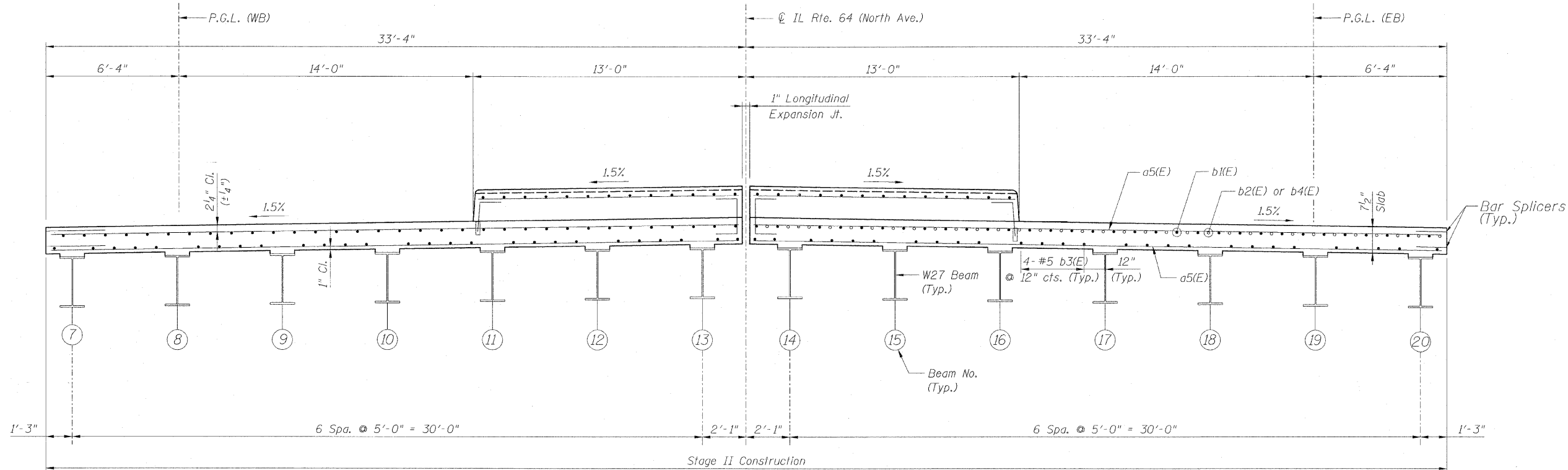
STATE OF ILLINOIS
 DEPARTMENT OF TRANSPORTATION

F.A.P. RTE.	SECTION	COUNTY	TOTAL SHEETS	SHEET NO.
307	130 R-2	DUPAGE, KANE	647	467
STA. 3356+37.74		TO STA. 3359+24.72		
FED. ROAD DIST. NO.		ILLINOIS FED. AID PROJECT		

62410

STAGE II
 BILL OF MATERIAL

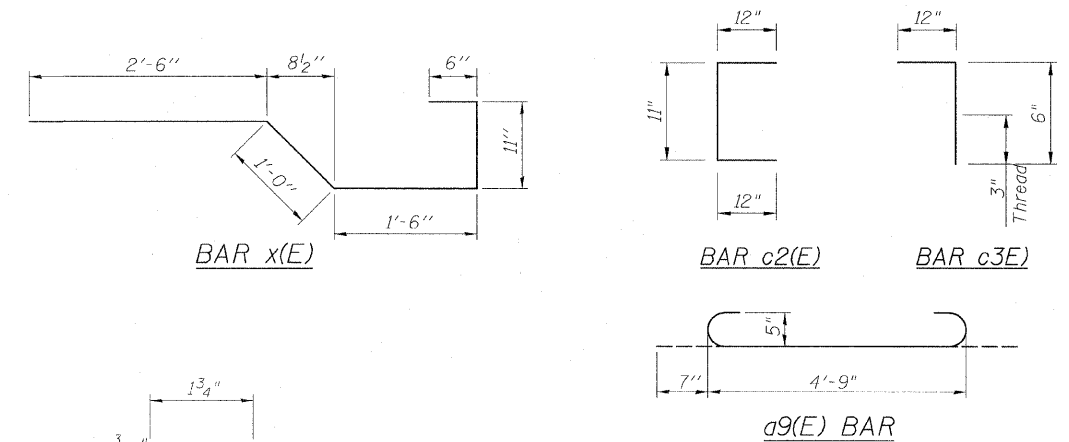
Bar	No.	Size	Length	Shape
a5(E)	1488	#5	33'-0"	—
a6(E)	4	#5	38'-9"	—
a7(E)	16	#6	38'-9"	—
a9(E)	72	#5	5'-11"	()
b1(E)	1012	#5	29'-1"	—
b2(E)	128	#6	44'-6"	—
b3(E)	648	#5	26'-8"	—
b4(E)	64	#6	49'-2"	—
c1(E)	586	#5	12'-8"	—
c2(E)	590	#5	2'-11"	┌
c3(E)	590	#5	1'-6"	└
x(E)	108	#5	6'-5"	—
Item		Unit	Quantity	
Concrete Superstructure		Cu. Yd.	709.8	
Reinforcement Bars, Epoxy Coated		Pound	125,950	
Bridge Deck Grooving		Sq. Yd.	1,253	
Protective Coat		Sq. Yd.	2,261	
Preformed Joint Seal (1 3/4")		Foot	300	



MIDSPAN

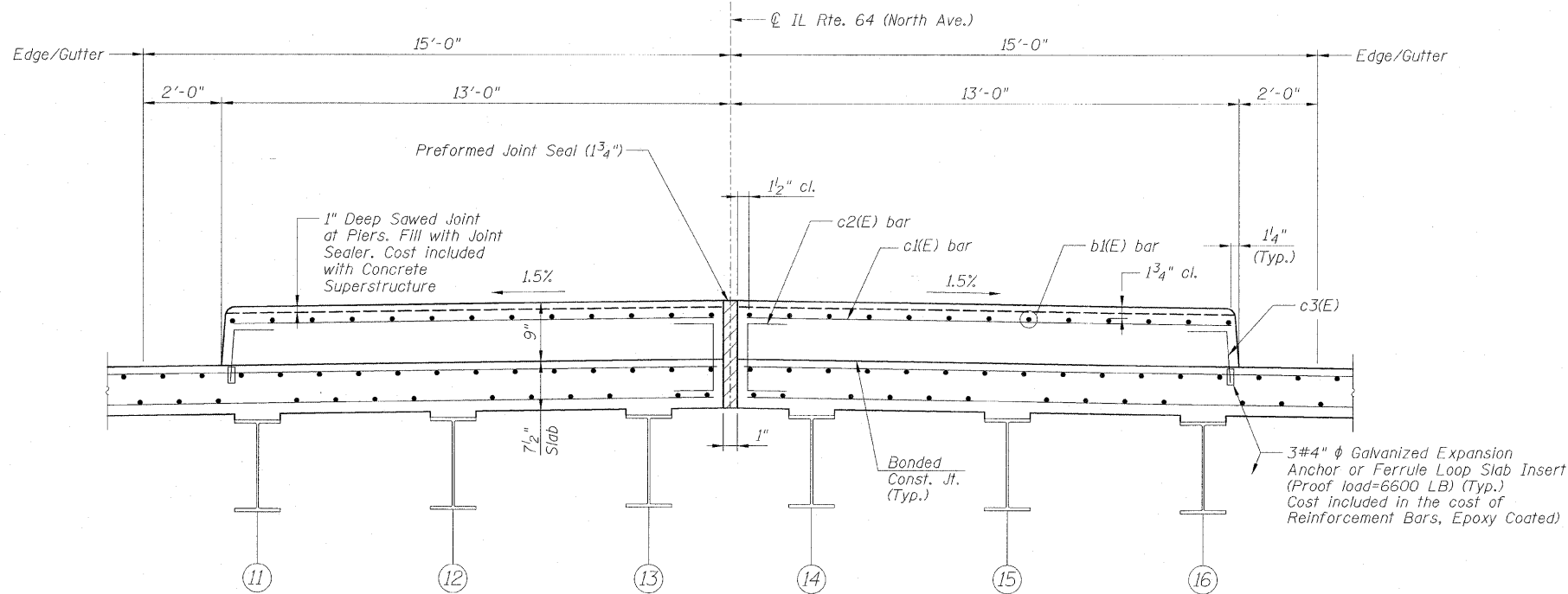
AT PIER

TYPICAL DECK CROSS SECTION
 STAGE II CONSTRUCTION - E.B. & W.B.
 (Looking East)



NOTES:

1. For Reinforcement Plans see Sheet B22 and B23
2. For location of sawed joints in median see Sheets B22 and B23.
3. See Section A-A on Sheet B25 for bar a9(E).



RAISED MEDIAN DETAIL
 (Looking East)

REVISIONS	
NAME	DATE

Sheet B24 of 56

F.A.P. ROUTE 307 ILLINOIS ROUTE 64
 (NORTH AVENUE)
 OVER E.J.&E. AND U.P. R.R.
 TYPICAL CROSS SECTIONS AND DETAILS
 STAGE II
 STRUCTURE NUMBER 022-0190
 FAP 307 SECTION 130 R-2
 DUPAGE COUNTY
 STA. 3357+81.21

SCALE: None
 DATE: NOVEMBER 1, 2011
 DRAWN BY: CHD
 CHECKED BY: RDP

