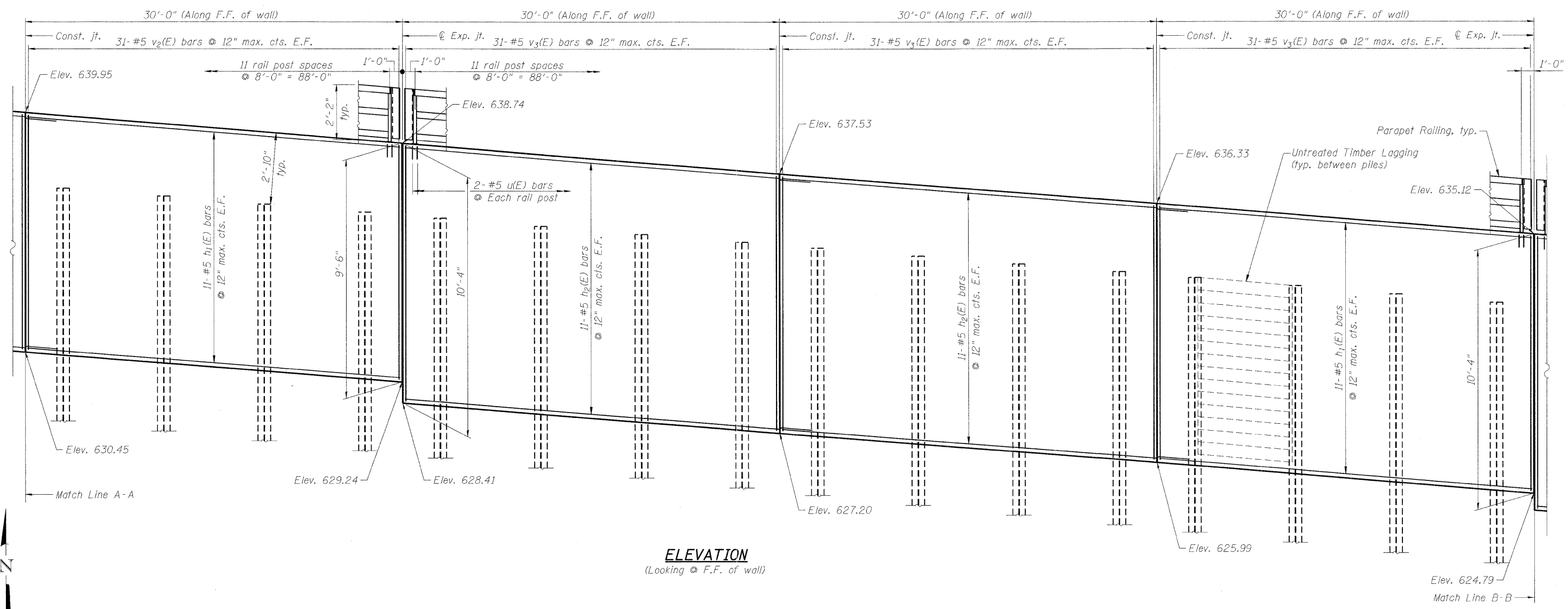
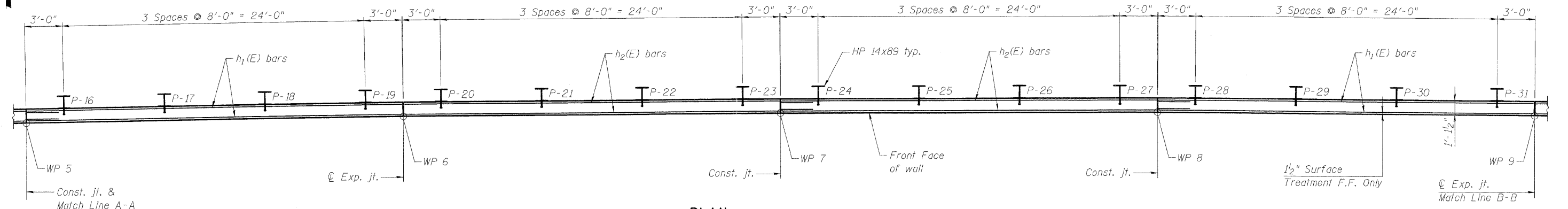


T:\16829-PrairiePlyw-P12\Struct\Cadd\Prfinal\US34 Retaining Wall 110478800-66985-004-P&E.dgn
05-MAY-2011 10:31



ELEVATION
(Looking @ F.F. of wall)



PLAN


PILE SCHEDULE

Pile Name	Top Elev.	Bottom Elev.	Length	Shear Studs	
				No.	Spacing
P-16	637.00	605.00	32'-0"	7	12" max.
P-17	636.67	604.67	32'-0"	7	12" max.
P-18	636.35	604.35	32'-0"	7	12" max.
P-19	636.03	604.03	32'-0"	7	12" max.
P-20	635.79	603.79	32'-0"	8	12" max.
P-21	635.46	603.46	32'-0"	8	12" max.
P-22	635.14	603.14	32'-0"	8	12" max.
P-23	634.82	602.82	32'-0"	8	12" max.

Pile Name	Top Elev.	Bottom Elev.	Length	Shear Studs	
				No.	Spacing
P-24	634.58	602.58	32'-0"	8	12" max.
P-25	634.26	602.26	32'-0"	8	12" max.
P-26	633.94	601.94	32'-0"	8	12" max.
P-27	633.61	601.61	32'-0"	8	12" max.
P-28	633.37	601.37	32'-0"	8	12" max.
P-29	633.05	601.05	32'-0"	8	12" max.
P-30	632.73	600.73	32'-0"	8	12" max.
P-31	632.41	600.41	32'-0"	8	12" max.

MINIMUM BAR LAP
#5 bar = 2'-11"

Notes:
Wall to be built along straight chords between adjacent construction joints & expansion joints.
For match line A-A, see sheet 3 of 13.
For match line B-B, see sheet 5 of 13.
For parapet railing details, see sheet 8 of 13.
For sections and details, see sheets 6 and 7 of 13.
For bill of material, see sheet 7 of 13.



FILE NAME = 0478800-66985-004-P&E.dgn
DESIGNED - Y. All
CHECKED - M. Shalkh
DRAWN - D. C. PATEL
CHECKED - J. GRAINAWI

REVISIONS
REVISIONS
REVISIONS
REVISIONS

STATE OF ILLINOIS
DEPARTMENT OF TRANSPORTATION

PLAN AND ELEVATION
STRUCTURE NO. 047-8800
SHEET NO. 4 OF 13 SHEETS

F.A.P. RTE.	SECTION	COUNTY	TOTAL SHEETS	SHEET NO.
591	13R-2;14R-1 & BR-1(1);15R-1	KENDALL	429	297
CONTRACT NO. 66985			ILLINOIS FED. AID PROJECT	