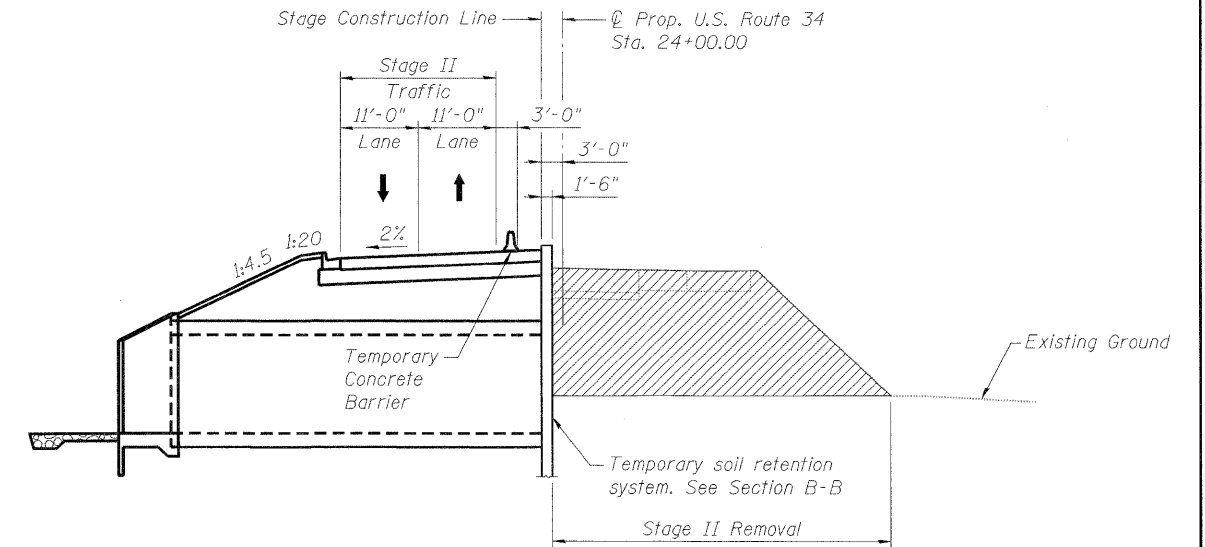
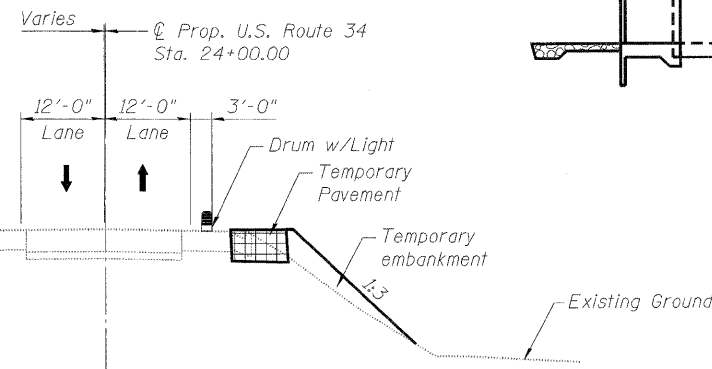


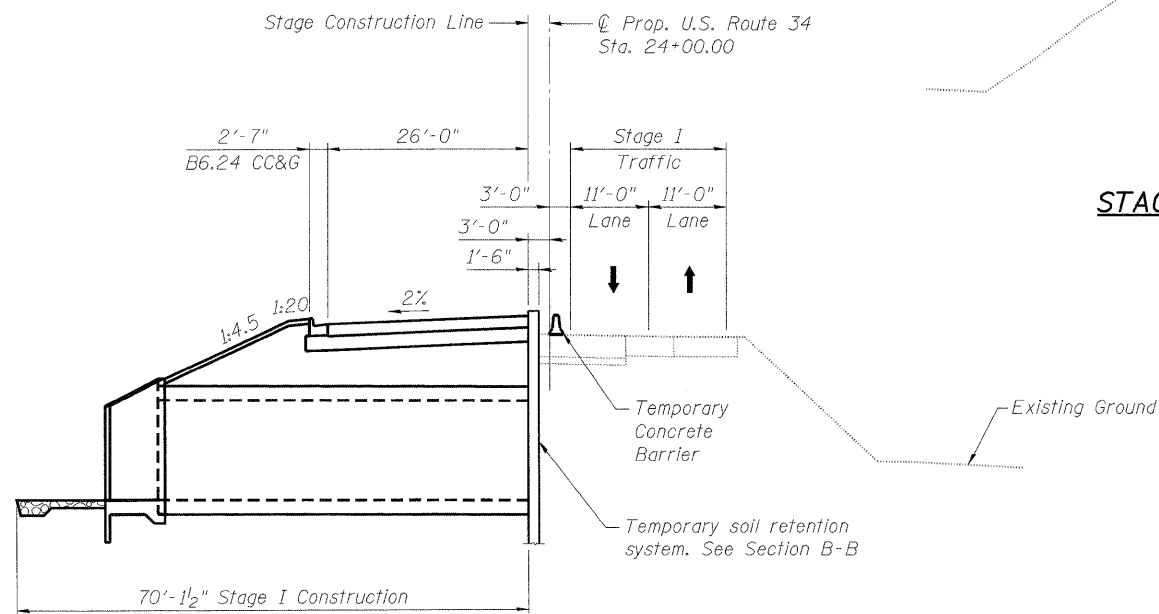
**STAGE I REMOVAL**



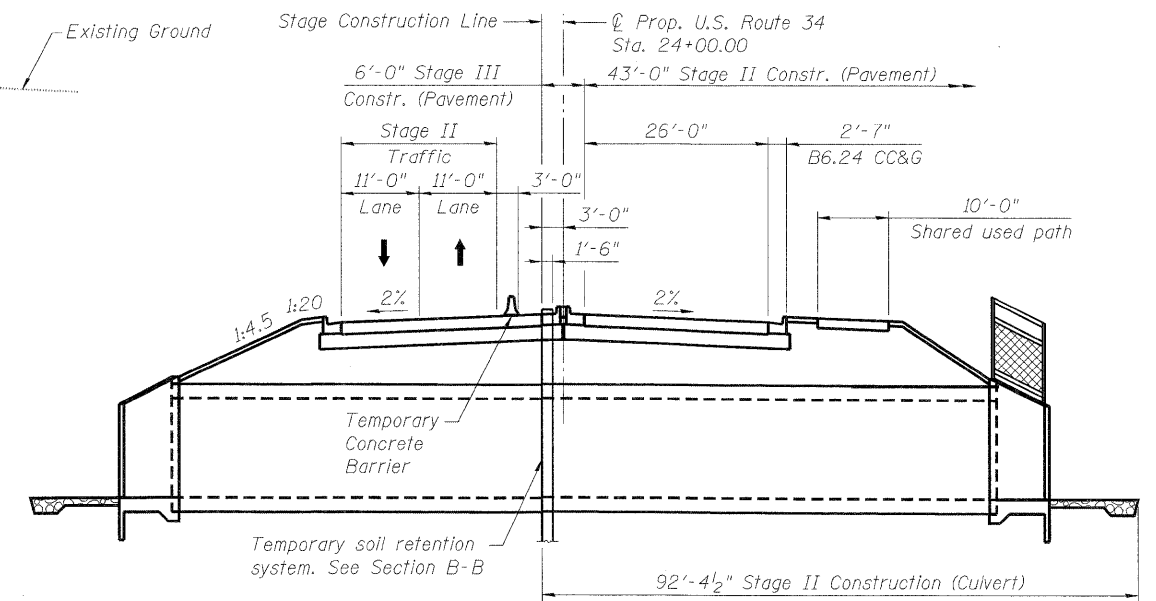
**STAGE II REMOVAL**



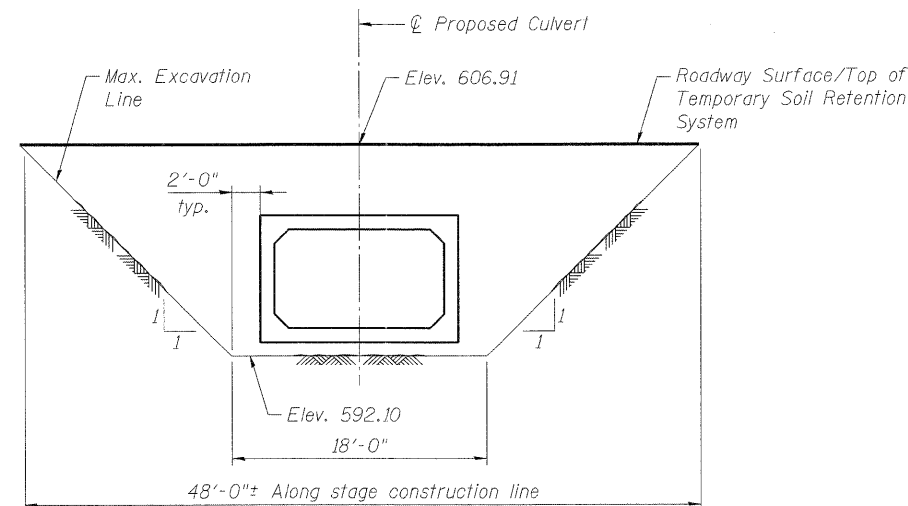
**STAGE IA TEMPORARY WIDENING**



**STAGE I CONSTRUCTION**



**STAGE II AND III CONSTRUCTION**  
 (See MOT plans for Stage III Traffic pattern)



**SECTION B-B**

(Temporary Soil Retention System)

**LEGEND**

- Indicates existing pavement and embankment removal
- Temporary Pavement

Note:  
 A cantilevered sheet piling design does not appear feasible and additional members or other retention systems may be necessary. The Contractor shall submit a temporary soil retention system design including plan details and calculations for review and acceptance by the Engineer.

T:\16829-PrairiePkwy-Ph2\Struct\Cadd\PreFinal\US34 WC98A Single Box Culvert\0472559-D368985-004-STG.dgn 06-MAY-2011 10:18

<b>PB Americas, Inc.</b> 230 WEST MONROE STREET, SUITE 900 CHICAGO, IL 60606 (312)782-8150	FILE NAME = 0472559-D368985-004-STG.dgn	DESIGNED - H. Alkhatib	REVISED -	<b>STATE OF ILLINOIS</b> <b>DEPARTMENT OF TRANSPORTATION</b>	<b>STAGE CONSTRUCTION DETAILS</b> <b>STRUCTURE NO. 047-2559</b>	F.A. RTE. 591	SECTION 13R-2;14R-1 & BR-1(1);15R-1	COUNTY KENDALL	TOTAL SHEETS 429	SHEET NO. 321
	PLOT SCALE = NONE	DRAWN - H. Alkhatib	REVISED -			CONTRACT NO. 66985				
	PLOT DATE = 5/6/2011	CHECKED - J. Gralnawl	REVISED -	SHEET NO. 4 OF 6 SHEETS			ILLINOIS FED. AID PROJECT			