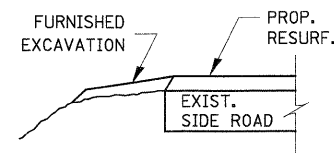
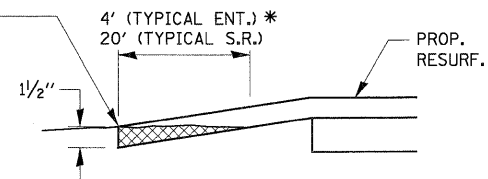


**SECTION A-A**  
**DETAILS AT ENTRANCES & SIDE ROADS**

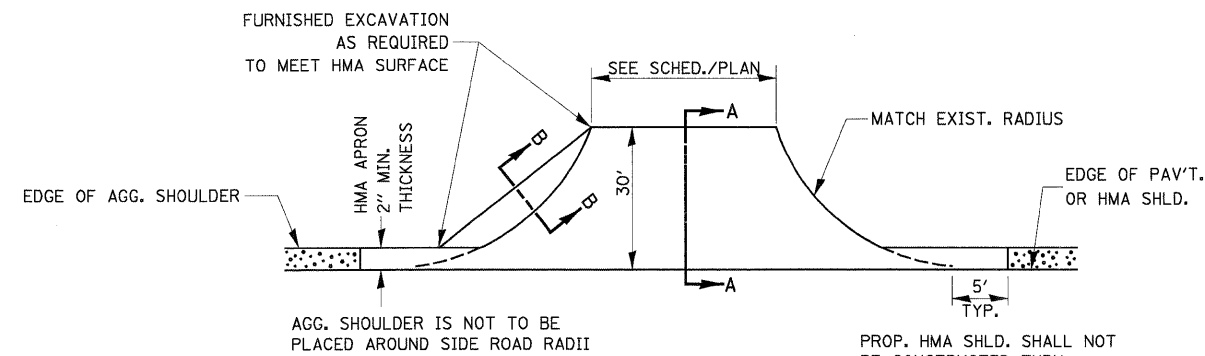


**SECTION B-B**

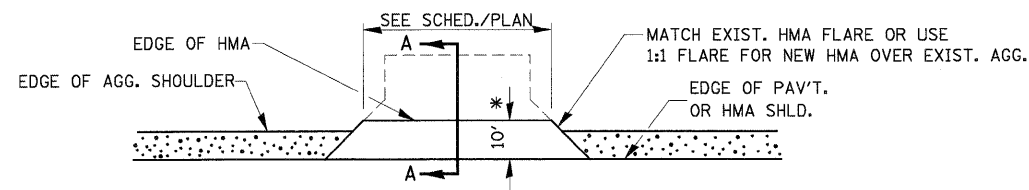
THE COST OF REMOVAL AT EXISTING HMA OR P.C.C. LOCATIONS SHALL BE PAID FOR PER SQ. YD. BY THE APPROPRIATE PAY ITEM. REMOVAL AT THE EXISTING AGG. LOCATIONS SHALL BE INCIDENTAL TO THE HMA. A-3 LOCATIONS SHALL BE FEATHER TAPERED.



**DETAIL A**



**PLAN AT SIDE ROADS**

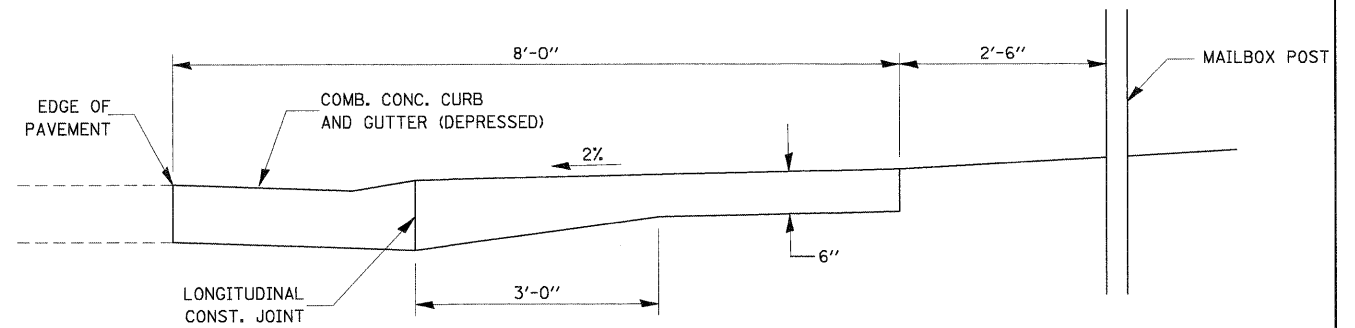


**PLAN AT PRIVATE & COMMERCIAL ENTRANCES**

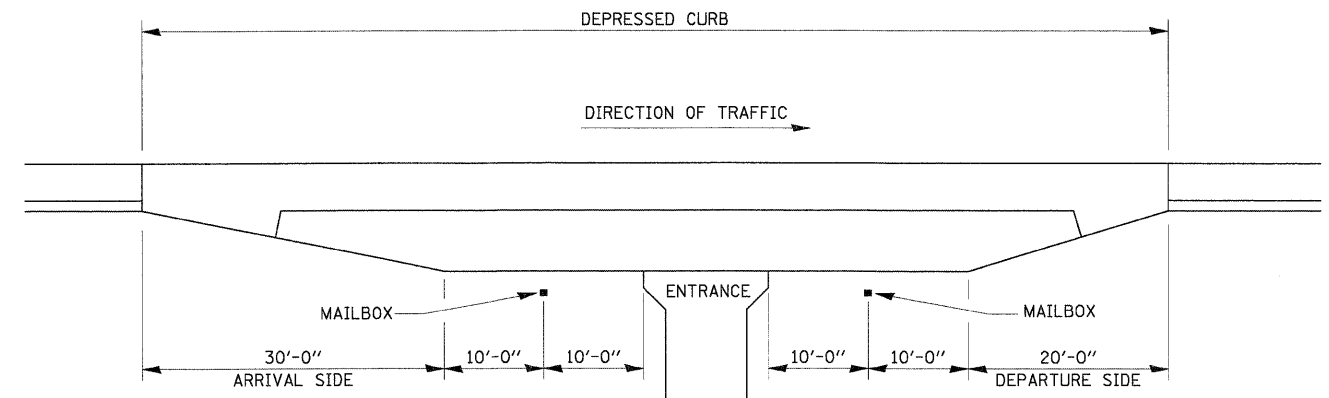
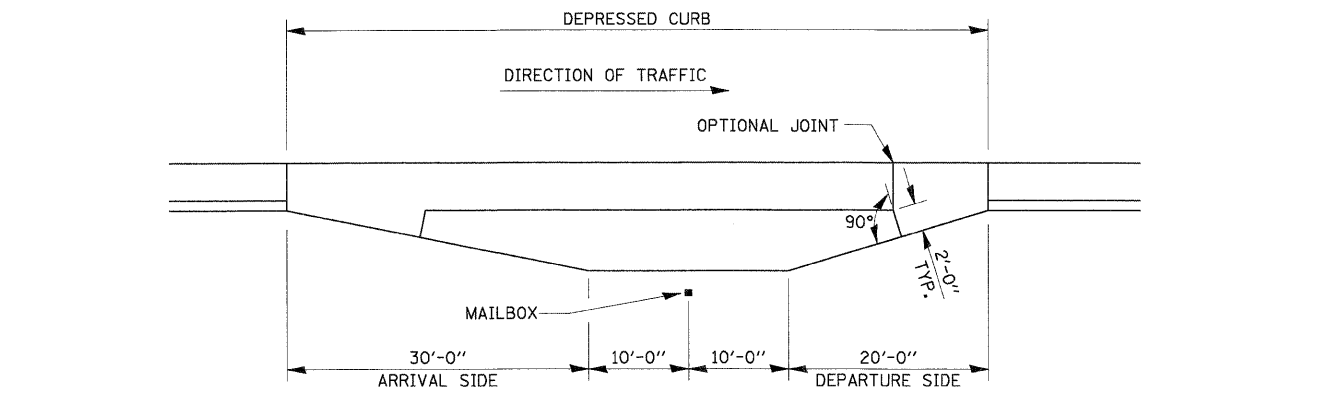
(DO NOT RESURFACE FIELD ENTRANCES)

\* PROPOSED HMA RESURFACING AT PUBLIC EDUCATIONAL FACILITY ENTRANCES SHALL BE EXTENDED TO THE RIGHT-OF-WAY LIMITS.

**406-2**



**TYPICAL CROSS SECTION**



**DETAIL OF MAILBOX TURNOUT IN CURB AND GUTTER SECTION**

**TYPICAL INSTALLATION**

**GENERAL NOTES**

1. THE LONGITUDINAL CONSTRUCTION JOINT SHALL CONFORM TO SECTION 420.05 OF THE STANDARD SPECIFICATIONS.
2. THIS WORK WILL BE PAID FOR AT THE CONTRACT UNIT PRICE PER SQUARE YARD FOR P.C. CONCRETE DRIVEWAY PAVEMENT OF THE THICKNESS SPECIFIED ON THE PLANS WHICH PRICE SHALL INCLUDE THE LONGITUDINAL CONSTRUCTION JOINT, AND THE ADDITIONAL THICKNESS REQUIRED TO TRANSITION TO THE DEPRESSED COMBINATION CONCRETE CURB AND GUTTER.
3. MAINTAIN A MINIMUM 10' TANGENT SECTION FROM EACH SIDE OF MAILBOX.

**406-14**

**MAILBOX TURNOUT WITH URBAN TYPICAL**