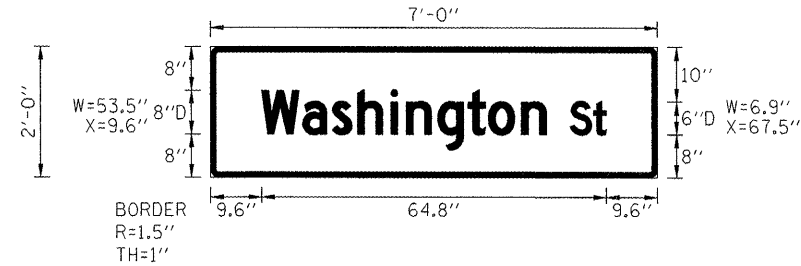


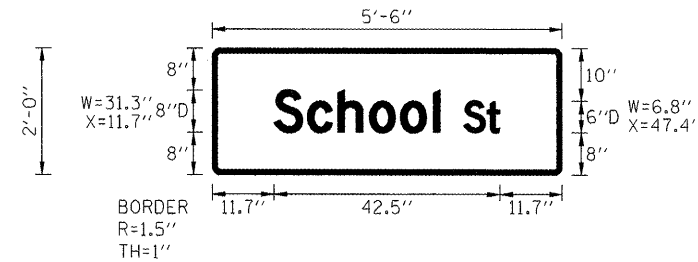
ELECTRICAL GENERAL NOTES

1. ALL TRAFFIC SIGNAL SECTIONS SHALL HAVE 12" SINGLE LED LENSES.
2. ALL PEDESTRIAN SIGNAL SECTIONS SHALL HAVE 18" LED MODULES.
3. THE RED SECTIONS OF THE SIGNAL HEADS SHARING THE SAME MAST ARM SHALL BE LEVEL WITH ONE ANOTHER AND MAINTAIN A 16 FT. MINIMUM CLEARANCE FROM THE HIGHEST POINT OF THE ROADWAY.
4. THE PROPOSED MAST ARM MOUNTED TRAFFIC SIGNAL HEADS SHALL BE MOUNTED DIRECTLY OVER THE CENTER OF THEIR RESPECTIVE LANES.
5. ALL TRAFFIC SIGNAL HEAD BRACKETS ARE TO BE ALUMINUM WITH A NATURAL FINISH.
6. ALL TRAFFIC SIGNAL POSTS ARE TO BE GALVANIZED STEEL.
7. THE #18 3-PAIR TWISTED/SHIELDED CABLE SHALL HAVE THE SAME SLACK AS OTHER SIGNAL CABLE AND WILL BE MEASURED FOR PAYMENT.
8. ALL DETECTOR LOOPS SHALL UTILIZE A SEPARATE PAIR OF LEAD-INS.
9. A TYPE II SPLICE SHALL BE USED FOR ALL DETECTOR LEAD-INS.
10. THE PROPOSED DETECTOR LOOPS SHALL BE CUT IN THE EXISTING PAVEMENT, MILLED SURFACE, OR BINDER COURSE BEFORE THE FINAL OVERLAY. THE RISER AREA SHALL BE CHIPPED OUT AND FILLED WITH EPOXY. THIS WORK SHALL BE INCLUDED IN PRICE FOR DETECTOR LOOPS.
11. ALL DETECTOR LOOPS SHALL BE INSTALLED IN THE CENTER OF THEIR RESPECTIVE TRAVEL LANES. THE ENGINEER OF TRAFFIC SHALL BE NOTIFIED FOR VERIFICATION OF DETECTOR PLACEMENT BEFORE INSTALLATION.
12. PROPOSED HANDHOLES SHALL BE CAST IN PLACE CONCRETE HANDHOLES.
13. THE HANDHOLE SHALL BE CONSTRUCTED SO THAT THE TOP OF THE FRAME WILL BE FLUSH WITH THE SURFACE OF THE MEDIAN, SIDEWALK, OR GROUND LINE.
14. THE LOCATION OF ALL UTILITIES SHALL BE FIELD VERIFIED BY THE CONTRACTOR BEFORE THE INSTALLATION OF ANY TRAFFIC SIGNAL COMPONENTS.
15. COILABLE POLYETHYLENE DUCT MAY BE SUBSTITUTED FOR PVC PUSHED OR TRENCHED.
16. THE TRAFFIC SIGNAL CONTROLLER SHALL BE ORIENTED SO THAT THE DOOR IS FACING AWAY FROM TRAFFIC.
17. THE DOUBLE HANDHOLE SHALL NOT BE USED IN LIEU OF THE CONTROLLER FOUNDATION PAD.
18. THE CONTRACTOR MAY ELECT TO PUSH A CONDUIT THAT IS SHOWN TO BE TRENCHED ON THE PLANS. HOWEVER, THIS WORK WILL BE MEASURED FOR PAYMENT AND PAID FOR AS CONDUIT IN TRENCH OF THE TYPE AND SIZE SPECIFIED AND TRENCH AND BACKFILL FOR ELECTRICAL WORK.
19. THE LOCATIONS FOR HANDHOLES, TRAFFIC SIGNAL POST FOUNDATIONS, AND MAST ARM FOUNDATIONS ARE PROVIDED FOR REFERENCE ONLY. THE ENGINEER OF TRAFFIC SHALL BE NOTIFIED FOR LOCATION VERIFICATION BEFORE INSTALLATION.
20. ALL SURPLUS MATERIALS SHALL BE DISPOSED OF IN ACCORDANCE WITH ARTICLE 202.03 OF THE STANDARD SPECIFICATION.
21. THE EXISTING TRAFFIC SIGNALS SHALL REMAIN IN OPERATION DURING THE CONSTRUCTION OF THE TEMPORARY AND/OR PROPOSED TRAFFIC SIGNALS.
22. ANY MAINTENANCE OF EXISTING TRAFFIC SIGNALS SHALL BE CONSIDERED EXTRA WORK IN ACCORDANCE WITH ARTICLE 109.04 OF THE STANDARD SPECIFICATIONS.
23. NO ADDITIONAL COMPENSATION SHALL BE ALLOWED FOR PLACING CONDUIT AT GREATER THAN 2 FT. MINIMUM DEPTH TO AVOID OBSTACLES SUCH AS UNDERGROUND UTILITIES.
24. THE CONTRACTOR IS RESPONSIBLE FOR THE COST OF UNCOVERING OR HAND DIGGING AROUND UTILITIES AS NECESSARY. THIS COST OF THIS WORK SHALL BE INCLUDED IN THE UNIT PRICES FOR THE CONDUITS.
25. ALL TRAFFIC SIGNAL MAST ARMS, POSTS, HANDHOLE LIDS AND RINGS, HANDHOLE FRAMES, CONTROLLER CABINETS, AND PHOTOCELL RELAYS SHALL BE GROUNDED IN ACCORDANCE WITH NEC REQUIREMENTS.
26. THE CONTRACTOR SHALL BE RESPONSIBLE FOR LOCATING ALL EXISTING DEPARTMENT LIGHTING AND TRAFFIC SIGNAL FACILITIES. THIS WORK SHALL BE INCLUDED IN THE CONTRACT BID PRICE.




FURNISH & INSTALL TWO (2) EACH SIGN

DETAIL OF
SIGN PANEL - TYPE 1
(NOT TO SCALE)



FURNISH & INSTALL TWO (2) EACH SIGN

DETAIL OF
SIGN PANEL - TYPE 1
(NOT TO SCALE)

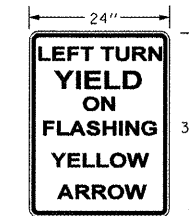


R10-4B
9" X 12"

FURNISH & INSTALL EIGHT (8) EACH SIGN

LOCATE PEDESTRIAN PUSH BUTTON SO THAT ARROW POINTS TO CORRESPONDING CROSS WALK

(NOT TO SCALE)



FURNISH & INSTALL EIGHT (4) EACH SIGN

SIGN BACKGROUND : WHITE
SIGN LETTERING: BLACK

DETAIL OF
SIGN PANEL - TYPE 1
(NOT TO SCALE)

FILE NAME =	USER NAME = IDOT	DESIGNED - LDC	REVISED -
X:\Projects\200803566\DC\104-Rte8-sht-T	-School.dgn	DRAWN - MBB	REVISED -
	PLOT SCALE = 41.249 FT / IN.	CHECKED - LDC	REVISED -
	PLOT DATE = 10/21/2011	DATE - 10-21-11	REVISED -

STATE OF ILLINOIS
DEPARTMENT OF TRANSPORTATION

FAP 399 (IL RTE. 8)
TRAFFIC SIGNAL GENERAL NOTES - SCHOOL ST.

SCALE: AS SHOWN SHEET NO. 1 OF 7 SHEETS STA. TO STA.

F.A.P. RTE.	SECTION	COUNTY	TOTAL SHEETS	SHEET NO.
399	36 R-7	TAZEWELL	390	255
			CONTRACT NO. 68370	
ILLINOIS FED. AID PROJECT				