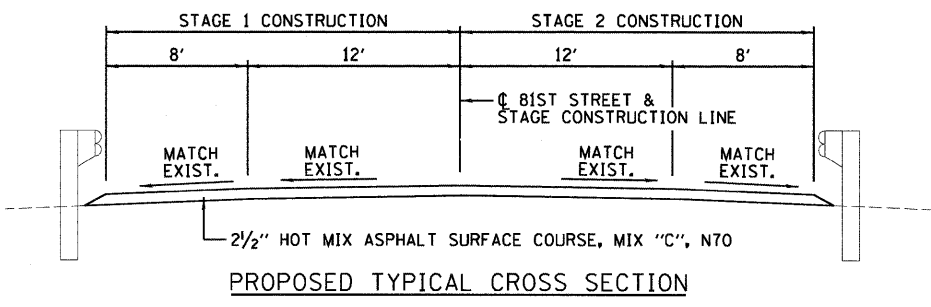


- PRE-STAGE**  
 1.) EXCAVATE EARTH SHOULDER AND REPLACE WITH SHOULDER WIDENING FROM STA 15+99 TO STA 18+21 AND FROM STA 21+65 TO STA 23+87 USING STANDARD 701326.
- STAGE 1**  
 1.) PROVIDE TRAFFIC CONTROL ACCORDING TO STANDARD 701321 WITH THE "WORK AREA" FROM STA 17+71 TO STA 22+15.  
 2.) COMPLETE STAGE 1 CONSTRUCTION FOR ROADWAY AND STRUCTURE NO. 082-0261
- STAGE 2**  
 1.) RELOCATE TRAFFIC CONTROL FOR STAGE 2 ACCORDING TO STANDARD 701321.  
 2.) COMPLETE STAGE 2 CONSTRUCTION FOR ROADWAY AND STRUCTURE NO. 082-0261

**PLAN**  
 STA 15+99 TO STA 18+58  
 (SIMILAR FOR STA 21+28 TO STA 23+87)

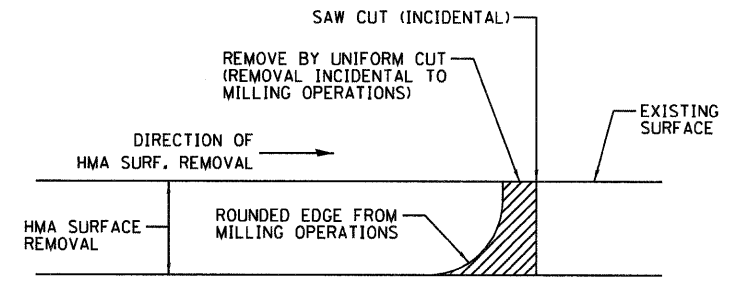
**LEGEND**

- SHOULDER WIDENING
- SHOULDER WIDENING & 1:240 TAPER
- HOT-MIX ASPHALT SURFACE REMOVAL - BUTT JOINT, & HOT-MIX ASPHALT SURFACE COURSE, MIX "C", N70



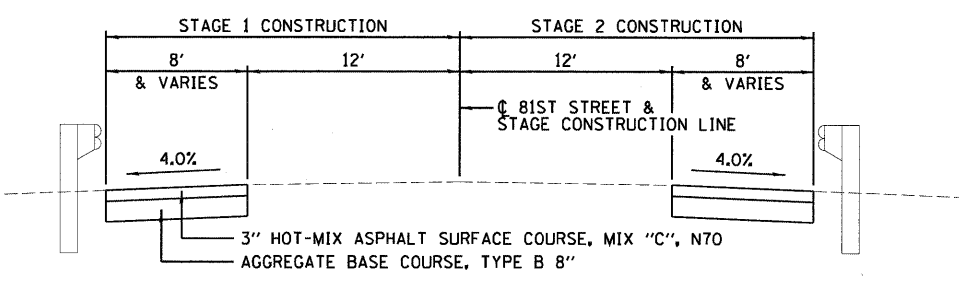
STA 18+21 TO STA 18+58  
 STA 21+28 TO STA 21+65

BRIDGE OMISSION  
 SEE STRUCTURE NO. 082-0261 PLANS  
 STA 18+58 TO STA 21+28

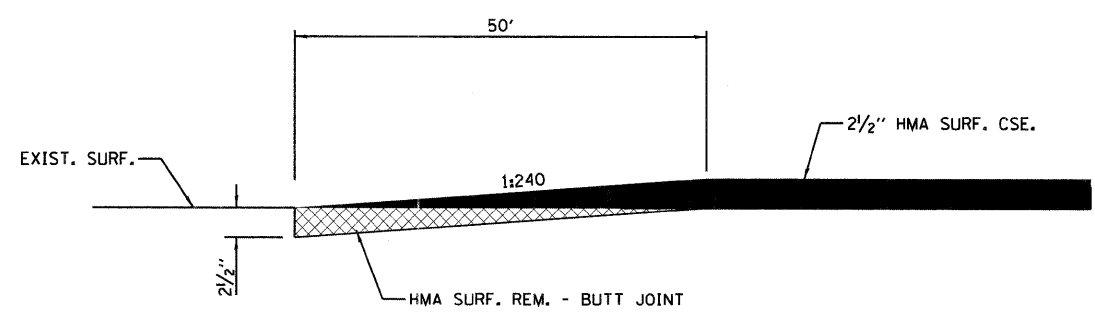


**NOTE:**  
 WHEN MILLING OPERATIONS PRODUCE A ROUNDED EDGE, THEN A SAW CUT SHALL BE USED TO MANUFACTURE A PERPENDICULAR EDGE AS SHOWN IN THE DETAIL. THE ENGINEER SHALL BE THE SOLE JUDGE CONCERNING THE USE OF THIS DETAIL.

**END DETAIL AT BUTT JOINTS**



STA 15+99 TO STA 18+21  
 STA 21+65 TO STA 23+87



**HMA SURFACE DETAIL AT BUTT JOINTS**

STA 17+71 TO STA 18+21  
 STA 21+65 TO STA 22+15

**NOTE:**  
 SEE SHEET 32A FOR SCHEDULE OF QUANTITIES.

DESIGNED - JCZ	REVISED
CHECKED - JML	REVISED
DRAWN - JWK	REVISED
CHECKED - MSW	REVISED
DATE - 11/28/11	

F.A.I. RTE.	SECTION	COUNTY	TOTAL SHEETS	SHEET NO.
64	82-(3,4)RS	ST. CLAIR	167	32
CONTRACT NO. 76415				
ILLINOIS FED. AID PROJECT				