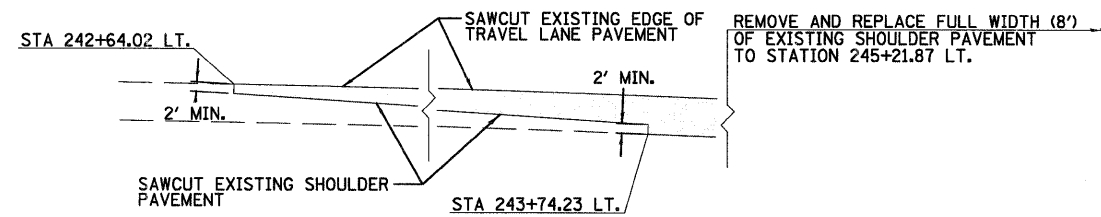

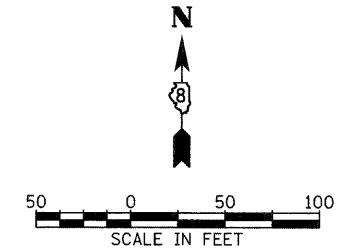


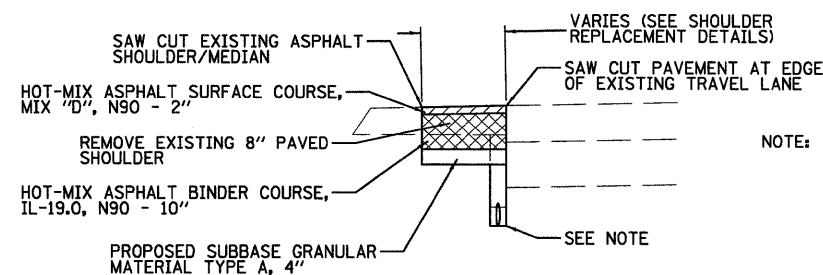
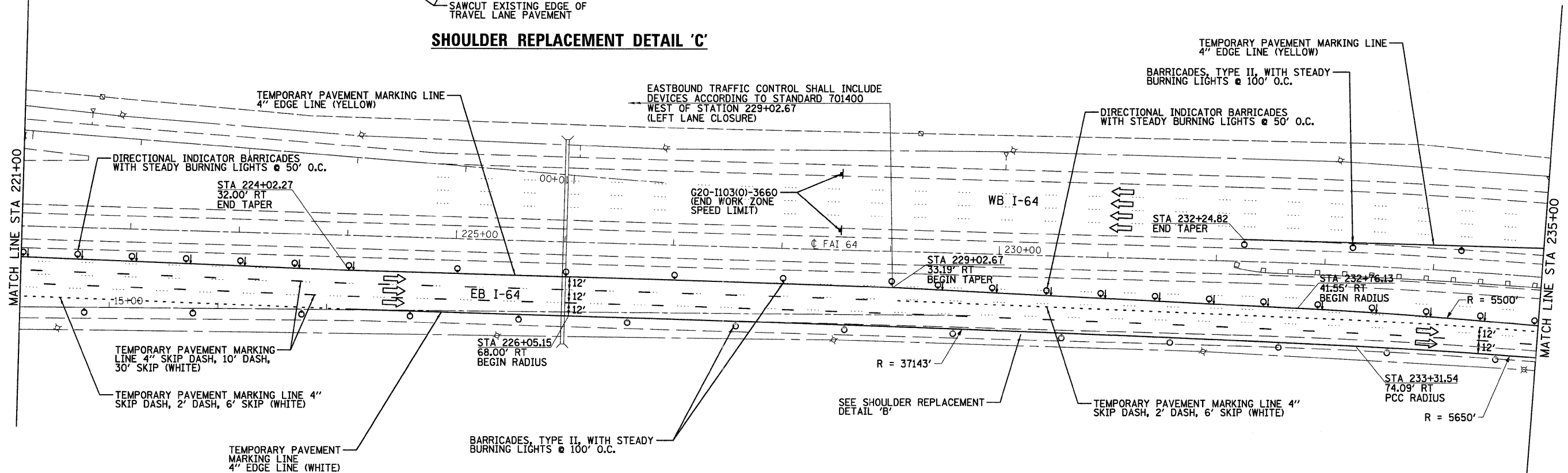
SHOULDER REPLACEMENT DETAIL 'B'



SHOULDER REPLACEMENT DETAIL 'D'



SHOULDER REPLACEMENT DETAIL 'C'



SHOULDER REPLACEMENT TYPICAL SECTION

NOTE: LIMITS OF NEW PIPE UNDERDRAINS ARE SHOWN IN THE PLANS. IN AREAS WHERE SHOULDERS ARE BEING UPGRADED, NEW PIPE UNDERDRAINS, IF CALLED FOR ON THE PLANS, SHALL BE INSTALLED PRIOR TO CONSTRUCTION OF UPGRADED SHOULDER PAVEMENT.

LEGEND

	WORK AREA
	TEMPORARY PAVEMENT
	SIGN
	DIRECTIONAL INDICATOR BARRICADE WITH STEADY BURNING LIGHTS
	TYPE II BARRICADES, DRUMS, OR VERTICAL BARRICADES WITH STEADY BURNING LIGHTS
	TYPE III BARRICADE
	TEMPORARY IMPACT ATTENUATOR
	TEMPORARY CONCRETE BARRIER
	PROPOSED PAVEMENT MARKING
	EXISTING PAVEMENT MARKING
	DIRECTIONAL ARROW (FOR INFORMATIONAL PURPOSES ONLY, DO NOT PAINT ON ROADWAY)
	SHOULDER REPLACEMENT

FILE NAME = DB76415-sht-Staging1-02.dgn

USER NAME = tbonnell
 PLOT SCALE = 50.0000' / in.
 PLOT DATE = 11/28/2011

DESIGNED -	REVISED -
DRAWN -	REVISED -
CHECKED -	REVISED -
DATE -	REVISED -

STATE OF ILLINOIS
 DEPARTMENT OF TRANSPORTATION

SUGGESTED STAGES OF CONSTRUCTION AND
 TRAFFIC CONTROL - STAGE 1

SCALE: 1"=50' SHEET NO. 2 OF 6 SHEETS STA. 221+00 TO STA. 235+00

F.A.I. RTE.	SECTION	COUNTY	TOTAL SHEETS	SHEET NO.
64	82-(3,4)RS	ST. CLAIR	167	37
CONTRACT NO. 76415				
FED. ROAD DISTRICT 8 ILLINOIS FED. AID PROJECT				