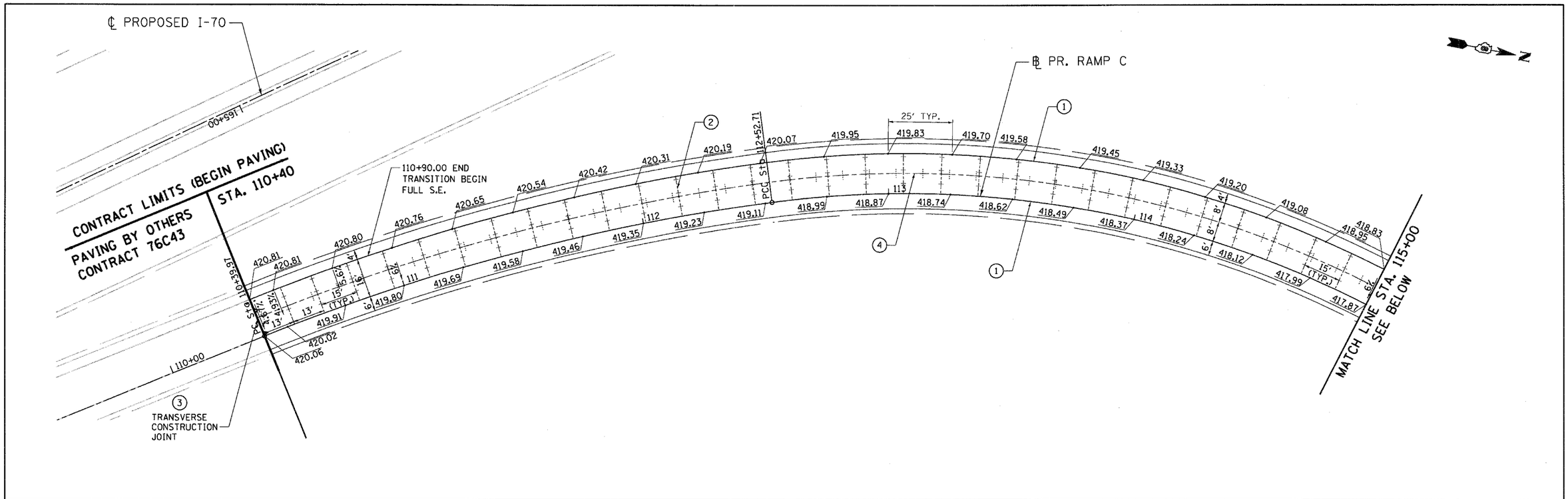

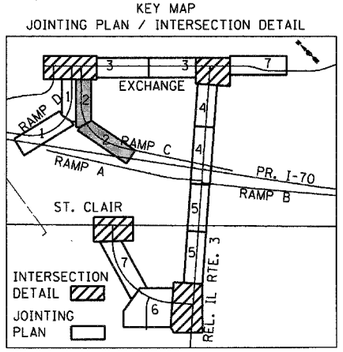

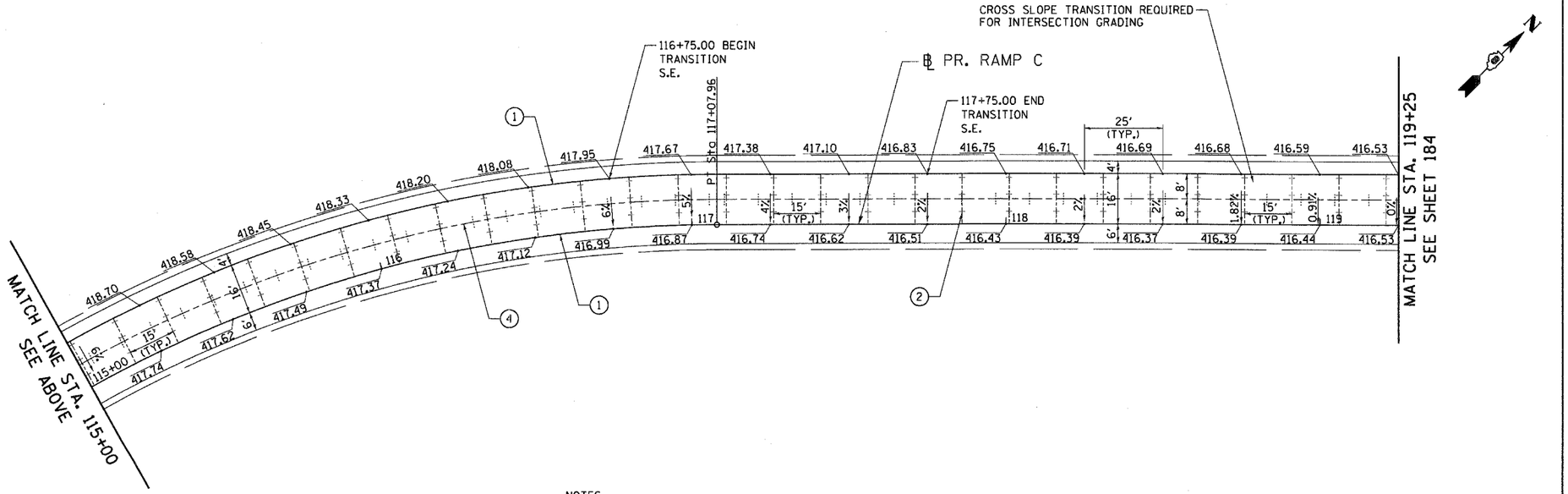

JOINTING LEGEND

ALL EPOXY COATED

LONGITUDINAL CONSTRUCTION JOINT WITH NO. 6 TIE BARS AT 24" CTS.	1
TRANSVERSE CONTRACTION JOINT WITH DOWEL BARS.	2
TRANSVERSE CONSTRUCTION JOINT WITH DOWEL BARS.	3
LONGITUDINAL SAWED JOINT WITH NO. 6 TIE BARS AT 30" CTS. (USE 18" CTS ON RAMPS C & D)	4
SEPARATION JOINT WITH SLEEPER SLAB	5

NOTES
1. SEE HIGHWAY STD 420001, 420101, 420111, & 483001 FOR PAVEMENT JOINT DETAILS.
2. LONGITUDINAL CONSTRUCTION JOINTS WITH TIE BARS SHALL BE PLACED BETWEEN PCC PAVEMENT AND PCC SHOULDER, NOT SHOWN FOR CLARITY.
3. NOSE LOCATION SHALL BE ALIGNED WITH MAINLINE SHOULDER TRANSVERSE JOINT.
4. ADDITIONAL SAWED TRANSVERSE CONTRACTION JOINTS MAY BE REQUIRED IN THE FIELD. EXACT LOCATIONS TO BE VERIFIED IN THE FIELD AND APPROVED BY THE ENGINEER.
5. CONCRETE STUBS SHALL HAVE A 1' MINIMUM WIDTH.

FILE NAME = $FILEL$	USER NAME = $USER$	DESIGNED - JB	REVISED -
		DRAWN - MDN	REVISED -
	PLOT SCALE = $SCALE$	CHECKED - ACL	REVISED -
TENG & ASSOCIATES, INC. ENGINEERS/ARCHITECTS/PLANNERS CHICAGO, ILLINOIS	PLOT DATE = $DATE$	DATE - 10/21/11	REVISED -

STATE OF ILLINOIS
DEPARTMENT OF TRANSPORTATION
PROPOSED RELOCATED IL ROUTE 3 INTERCHANGE

PROPOSED RAMP C
JOINTING PLAN

SCALE: 1"=20' | SHEET NO. 2 OF 7 SHEETS | STA. 110+40 TO STA. 119+00

F.A.P. RTE.	SECTION	COUNTY	TOTAL SHEETS	SHEET NO.
998	82-2-1K	ST. CLAIR	353	176
		CONTRACT NO. 76E06		
FED. ROAD DIST. NO.	ILLINOIS	FED. AID PROJECT		

\\DBCONN-11-MOTIF1.DGN, \\DBCONN-11-BORDER.DGN, \\DBCONN-11-LAYOUT2.DGN, \\DBCONN-10-MOTIF1.DGN, \\DBCONN-99-MOTIF1.DGN, \\DBCONN-96-MOTIF1.DGN, \\DBCONN-88-MOTIF1.DGN, \\DBCONN-11-LAYOUT2.DGN, \\DBCONN-88-MOT
12:19:28 11/15/16 BONCHALID \\VFS-2024\AMYWALT\D-TRANS 07\2202\20866-00\CIVIL\CAD\99 ALL CONTRACTS\CONN\SHEETS CONTRACT 11\DBCONN-11-SHT-INTERSECT1-11B40.DGN