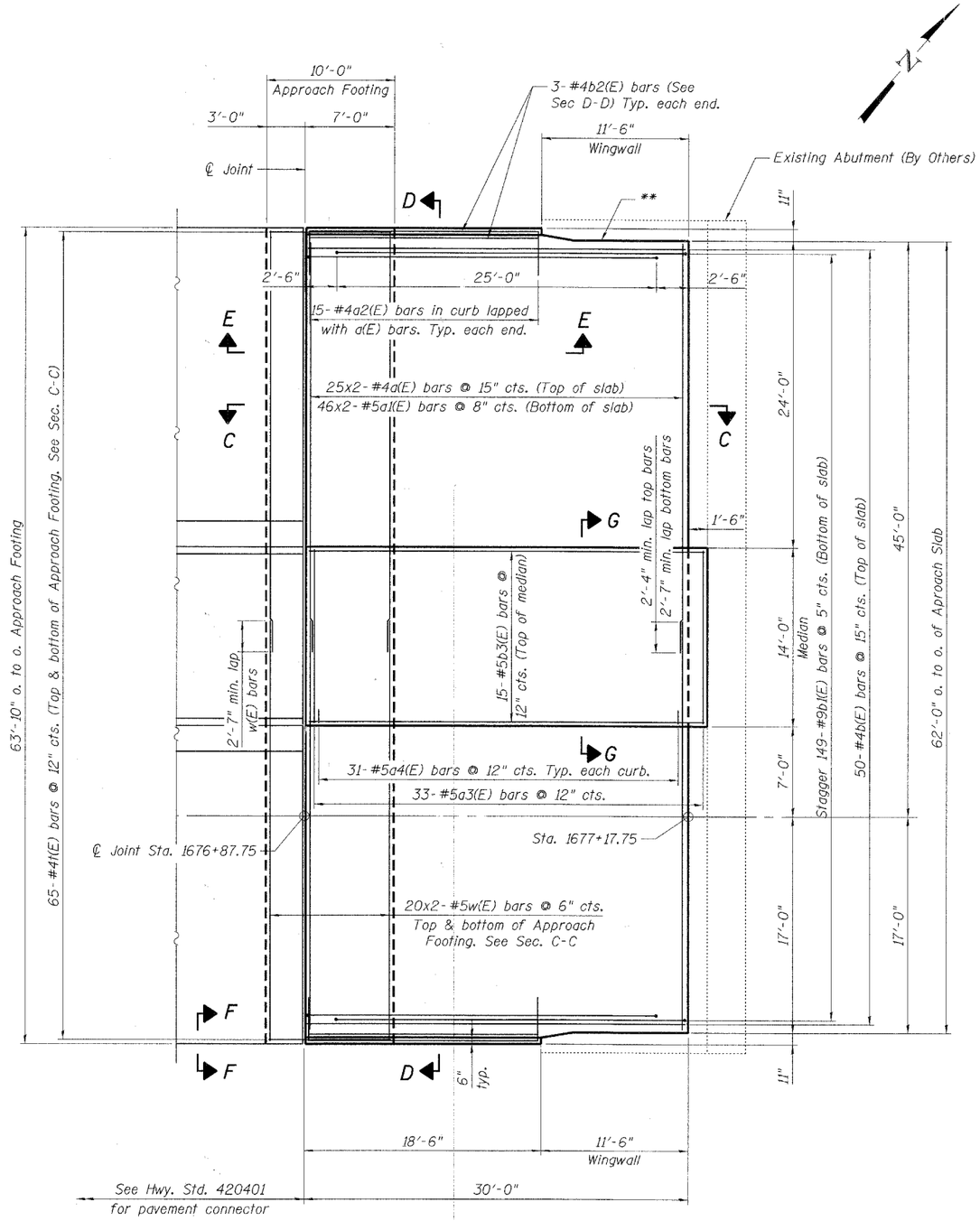

PLAN

** Closed cell joint filler according to Article 1051.08 of the Std. Specifications; full depth of slab, full length of parapet. Typ. each parapet

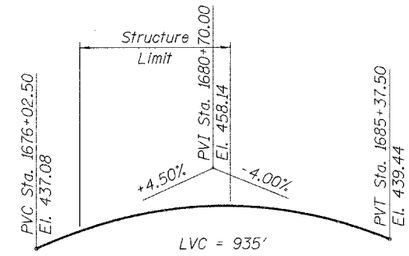

PROFILE GRADE ℄ RELOCATED IL-3

*** Cost included with Concrete Superstructure.

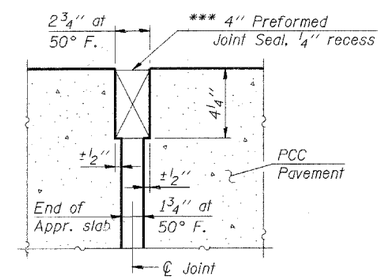

DETAIL A

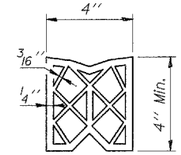

PREFORMED JOINT SEAL

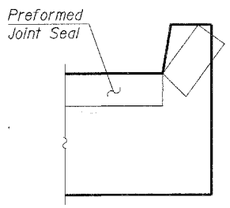

VIEW F-F

Angle Preformed Joint Seal at 45° at curbs.

DESIGN SPECIFICATIONS

2010 AASHTO LRFD Bridge Design Specifications, 5th Edition

DESIGN STRESSES

FIELD UNITS

f'c = 3,500 psi
fy = 60,000 psi (Reinforcement)

LOADING HL-93

Allow 50#/sq. ft. for future wearing surface.

STATE OF ILLINOIS
BYRON T. DANLEY
081-004737
CHICAGO
IL
LICENSED STRUCTURAL ENGINEER

BYRON T. DANLEY
EXPIRES: 11/30/12
DATE: 10/19/11
SHEETS: 274-276

NOTES:

1. See sheet S-6 for Sections C-C & D-D and View E-E. a(E) and a1(E) bar spacings measured along ℄ Rdwy.
2. Bars indicated thus 25x3-#5 etc. indicated 25 lines of bars with 3 lengths per line.
3. Tilt #9b1(E) bars as required to maintain clearance.
4. Reinforcement bars shall conform to the requirements of ASTM A 706 Gr 60. See Special Provisions.
5. Reinforcement bars designated (E) shall be epoxy coated.

FILE NAME = $FILEL$	USER NAME = $USER$	DESIGNED - TCG	REVISED -	STATE OF ILLINOIS DEPARTMENT OF TRANSPORTATION IL 3 OVER TRRA & ST. CLAIR AVENUE	SOUTH APPROACH SLAB PLAN	F.A.P RTE. 998	SECTION 82-2-1HVB-1	COUNTY ST. CLAIR	TOTAL SHEETS 353	SHEET NO. 274
TENG TENG & ASSOCIATES, INC. ENGINEERS/ARCHITECTS/PLANNERS CHICAGO, ILLINOIS	PLOT SCALE = $SCALE$	DRAWN - TCG	REVISED -			SN 082-0329		CONTRACT NO. 76E06		
	PLOT DATE = $DATE$	CHECKED - JLR	REVISED -		SCALE: SHEET NO. S-4 OF S-6 STA. 1679+16.65 TO STA.	FED. ROAD DIST. NO.	ILLINOIS	FED. AID PROJECT		
		DATE - 10/21/11	REVISED -							

..\0820329-CONN-11-001-AP.DGN ..\0820318-CONN-99-001-BO.DGN
10-19-2011, 9:05:35 BONDHUJO \\FS-0044\AM\VAULT_D-TRANS_07\2202\20868-001\STRUCT\CAD\01 DESIGN\0820329\SHEET\0820329-CONN-11-001-SHT-AP.DGN