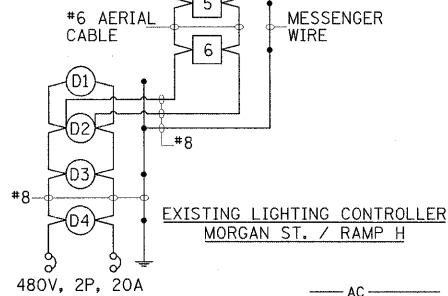
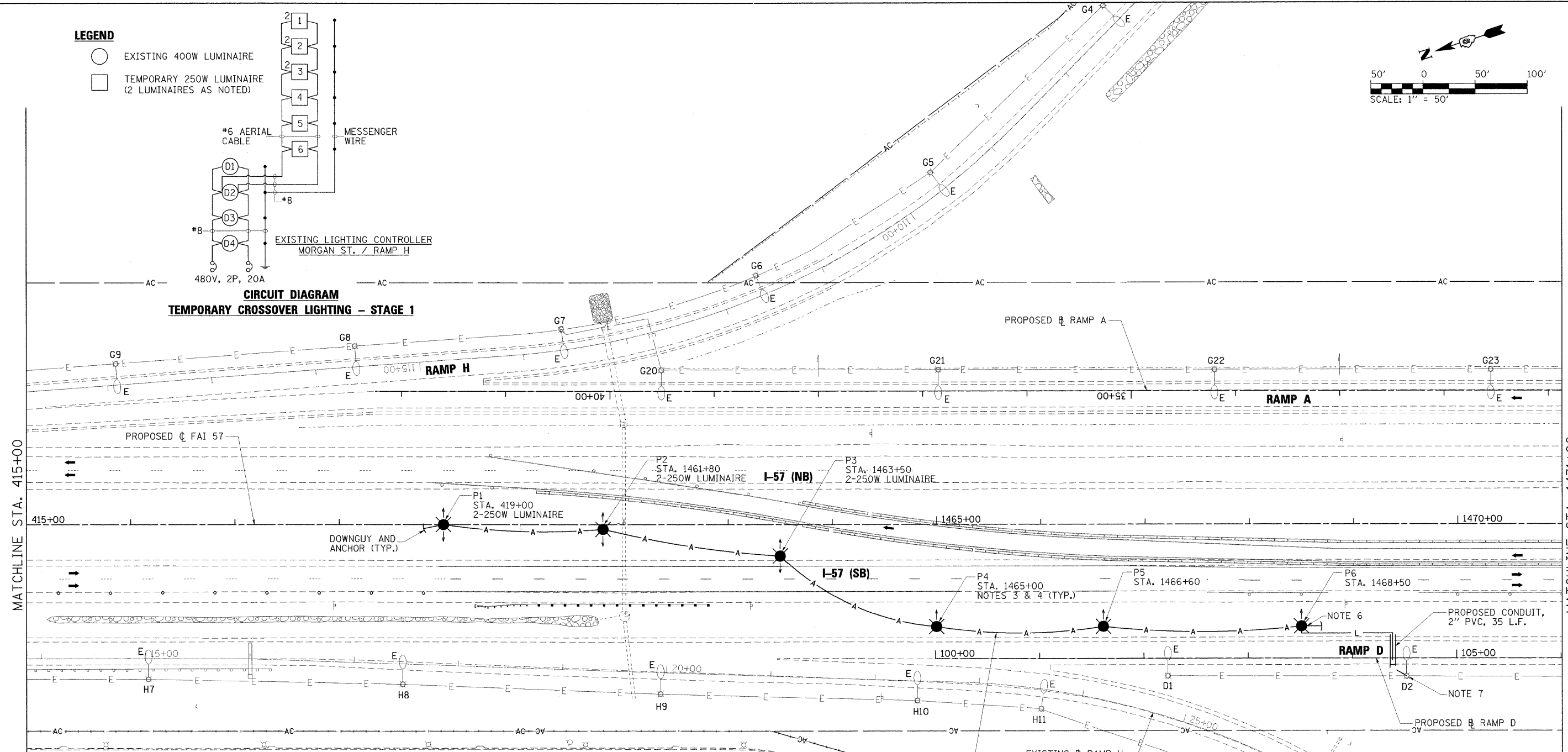
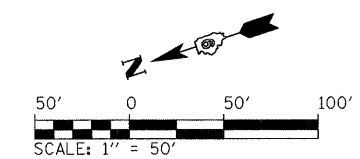


LEGEND

- EXISTING 400W LUMINAIRE
- TEMPORARY 250W LUMINAIRE (2 LUMINAIRES AS NOTED)



CIRCUIT DIAGRAM
TEMPORARY CROSSOVER LIGHTING - STAGE 1



LEGEND

- TEMPORARY LIGHTING UNIT, 50 FT. WOOD POLE, CLASS 3 WITH SINGLE OR DOUBLE 250W HPS MULTIMOUNT LUMINAIRE, 42' MOUNTING HEIGHT. ARROW INDICATES LUMINAIRE AIMING DIRECTION.
- A AERIAL CABLE, 2-1/C NO. 6 WITH MESSENGER WIRE, UNLESS NOTED OTHERWISE
- EXISTING LIGHTING UNIT TO REMAIN
- EXISTING LIGHTING UNIT TO BE REMOVED
- EXISTING HIGH MAST TOWER TO BE REMOVED
- ⊠ EXISTING LIGHTING CONTROLLER
- E — EXISTING UNIT DUCT OR CABLE IN CONDUIT
- L — UNIT DUCT, 600V, 2-1/C NO. 8, 1/C NO. 8 GROUND, (XLP-TYPE USE) 3/4" DIA. POLYETHELENE
- — — PROPOSED UNDERGROUND CONDUIT, PVC, 2" DIA.

NOTES

1. THE LOCATIONS OF EXISTING UNIT DUCT AS SHOWN ON THE PLANS ARE APPROXIMATE. THE CONTRACTOR SHALL VERIFY THE EXACT LOCATION IN THE FIELD PRIOR TO CONSTRUCTION.
2. EXISTING HIGH MAST TOWER TO BE REMOVED. THIS WORK SHALL BE PAID FOR AS "REMOVAL OF LIGHTING UNIT, NO SALVAGE" PAY ITEM. FOUNDATION REMOVAL SHALL BE PAID FOR AS "REMOVAL OF POLE FOUNDATION" PAY ITEM.
3. TEMPORARY WOOD POLES SHALL BE TALLER AS NEEDED TO MAINTAIN REQUIRED GROUND CLEARANCE OF AERIAL CABLES AND 42 FEET MOUNTING HEIGHT.
4. TEMPORARY WOOD POLES SHALL BE SETBACK MIN. 30 FT. FROM EDGE OF PAVEMENT OR 4 FT. BEHIND THE GUARDRAIL OR BARRIER.
5. ADD DOWNGUYS AND ANCHORS AS NEEDED TO SUPPORT THE POLES AGAINST CABLE LOADS. THE COST SHALL BE INCLUDED IN THE COST OF TEMPORARY LIGHTING SYSTEM PAY ITEM.
6. INSTALL A STEEL U-GUARD AT THE BOTTOM OF THE WOOD POLE TO PROTECT THE UNIT DUCT FROM PHYSICAL DAMAGE.
7. SPLICE TEMPORARY UNIT DUCT IN A HANDHOLE OF AN EXISTING POLE TO FEED TEMPORARY LIGHTING. RESTORE EXISTING POLE WIRING AND CONNECTIONS TO ITS ORIGINAL CONDITION AFTER TEMPORARY CIRCUIT IS DISCONNECTED AND REMOVED.

L4

FILE NAME = ...D978182-sh1-Light-I57_003.dgn	USER NAME = Gary Davis	DESIGNED - IDOT CENTRAL OFFICE	REVISED -	STATE OF ILLINOIS DEPARTMENT OF TRANSPORTATION	EXISTING LIGHTING REMOVAL AND TEMPORARY LIGHTING PLAN INTERSTATE 57		F.A. RTE.	SECTION	COUNTY	TOTAL SHEETS	SHEET NO.	
		DRAWN - GLD (CMT)	REVISED -		SCALE: 1" = 50'	SHEET NO. L4 OF L42 SHEETS	STA. 415+00 TO STA. 1471+00	* 0X1-6-2H8K-2, HB-1,2; 0X-1R-1	WILLIAMSON	968	545	
		CHECKED -	REVISED -					* F.A.I. 57 AND F.A.P. 331				CONTRACT NO. 78182
		DATE - 10/7/2011	REVISED -					ILLINOIS FED. AID PROJECT				