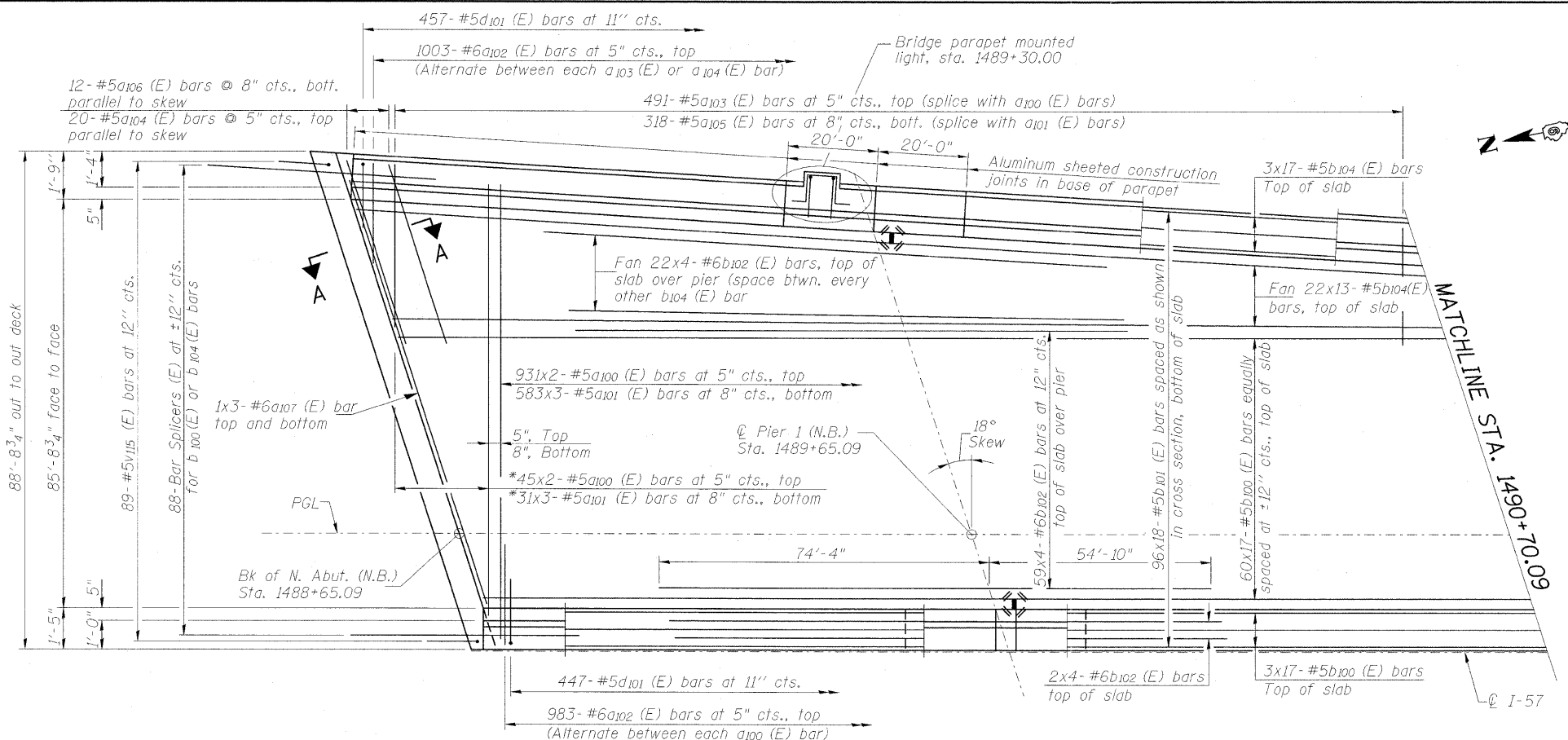
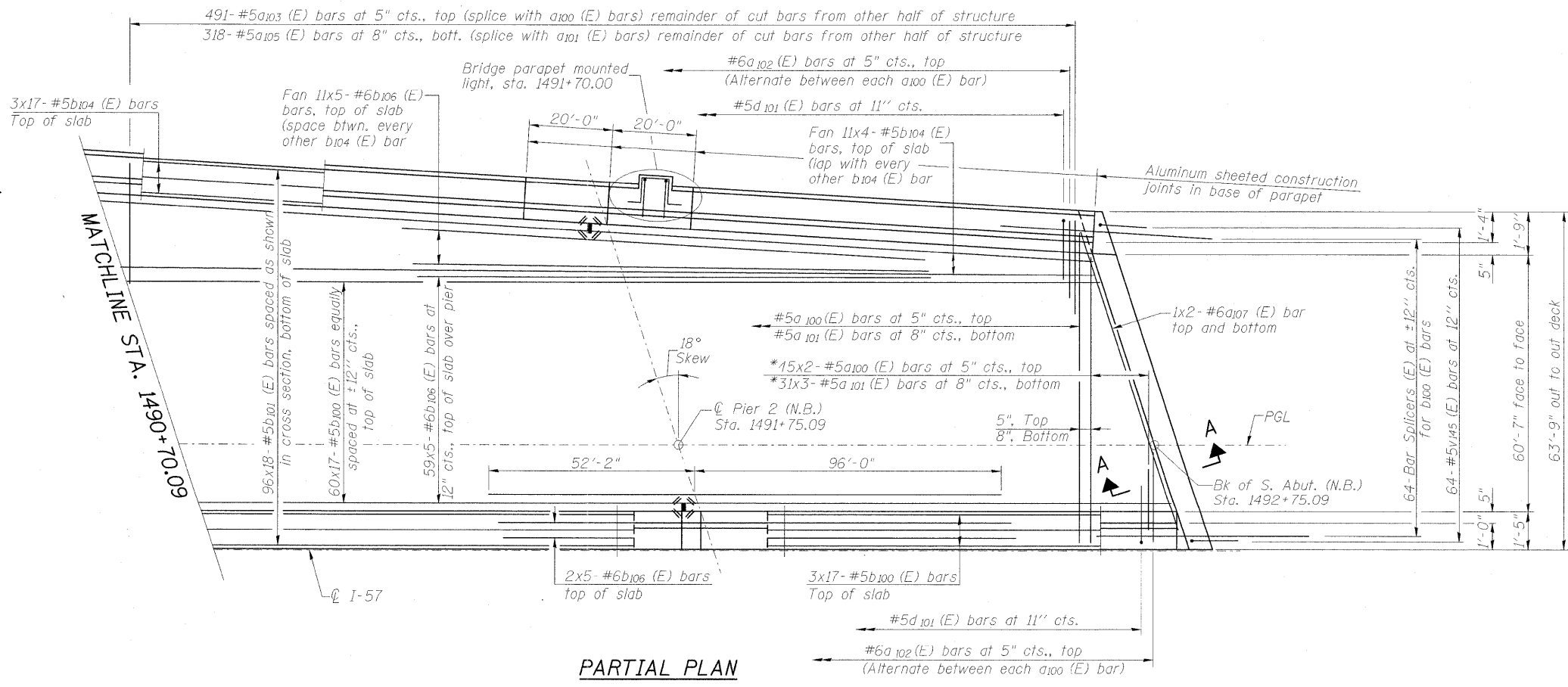


Notes:
 See Sheet 21 and 22 of 75 for superstructure details and Bill of Material.
 Bars indicated thus 20 x 3-#5 etc. indicates 20 lines of bars with 3 lengths per line.
 See Sheet 20 of 75 for Cross Section.
 See Sheet 21 of 75 for parapet reinforcement.
 See Sheet 22 of 75 for light base details.

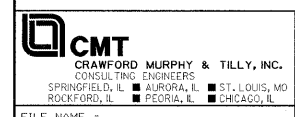


PARTIAL PLAN

MINIMUM BAR LAP
 #5 bar = 2'-7"
 #6 bar = 3'-1"



PARTIAL PLAN



FILE NAME = ...1019-SUPERSTRUCTURE 1.N.B.dgn	USER NAME = Rob Heady	DESIGNED - BPD	REVISED -
PLOT SCALE =		CHECKED - WLB	REVISED -
PLOT DATE = 10/7/2011		DRAWN - GLD	REVISED -
		CHECKED - BPD	REVISED -

**STATE OF ILLINOIS
 DEPARTMENT OF TRANSPORTATION**

**SUPERSTRUCTURE I
 STRUCTURE NO. 100-0088 (N.B.)**
 SHEET NO. 19 OF 75 SHEETS

F.A. RTE.	SECTION	COUNTY	TOTAL SHEETS	SHEET NO.
*	(X1-6-2)HBK-2	WILLIAMSON	968	604
* F.A.I. 57 AND F.A.P. 331 CONTRACT NO. 78182				
ILLINOIS FED. AID PROJECT				