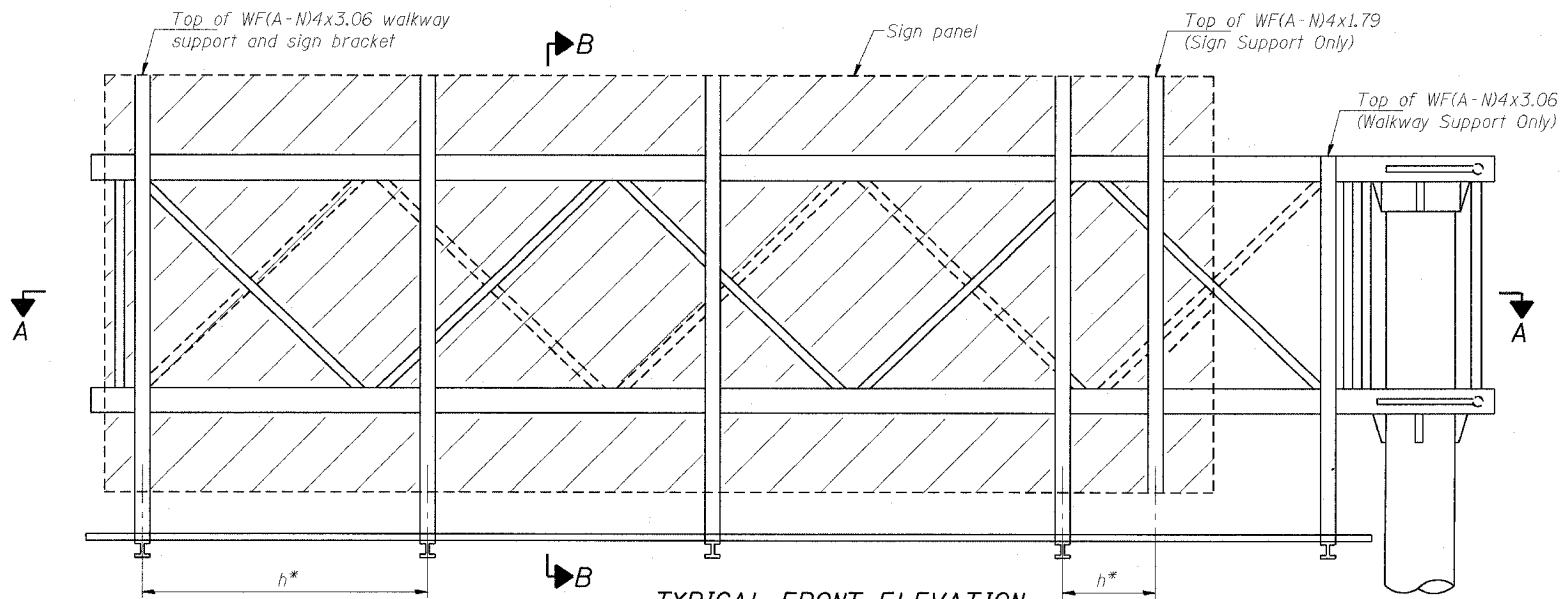
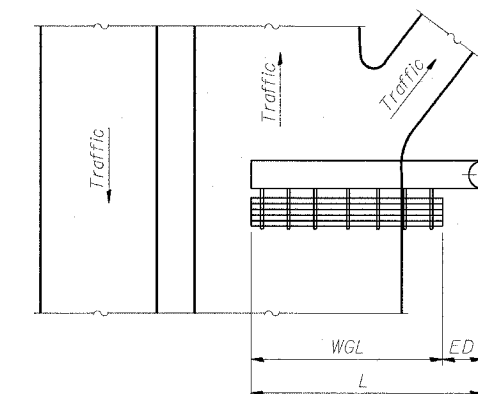


STATE OF ILLINOIS
DEPARTMENT OF TRANSPORTATION

ROUTE NO.	SECTION	COUNTY	TOTAL SHEETS	SHEET NO.
F.A.I. RTE. 90/94	*	COOK	460	144
FED. ROAD DIST. NO. 1	ILLINOIS	FED. AID PROJECT-	*2021-922P1.1-AC	
CONTRACT NO. 62693				

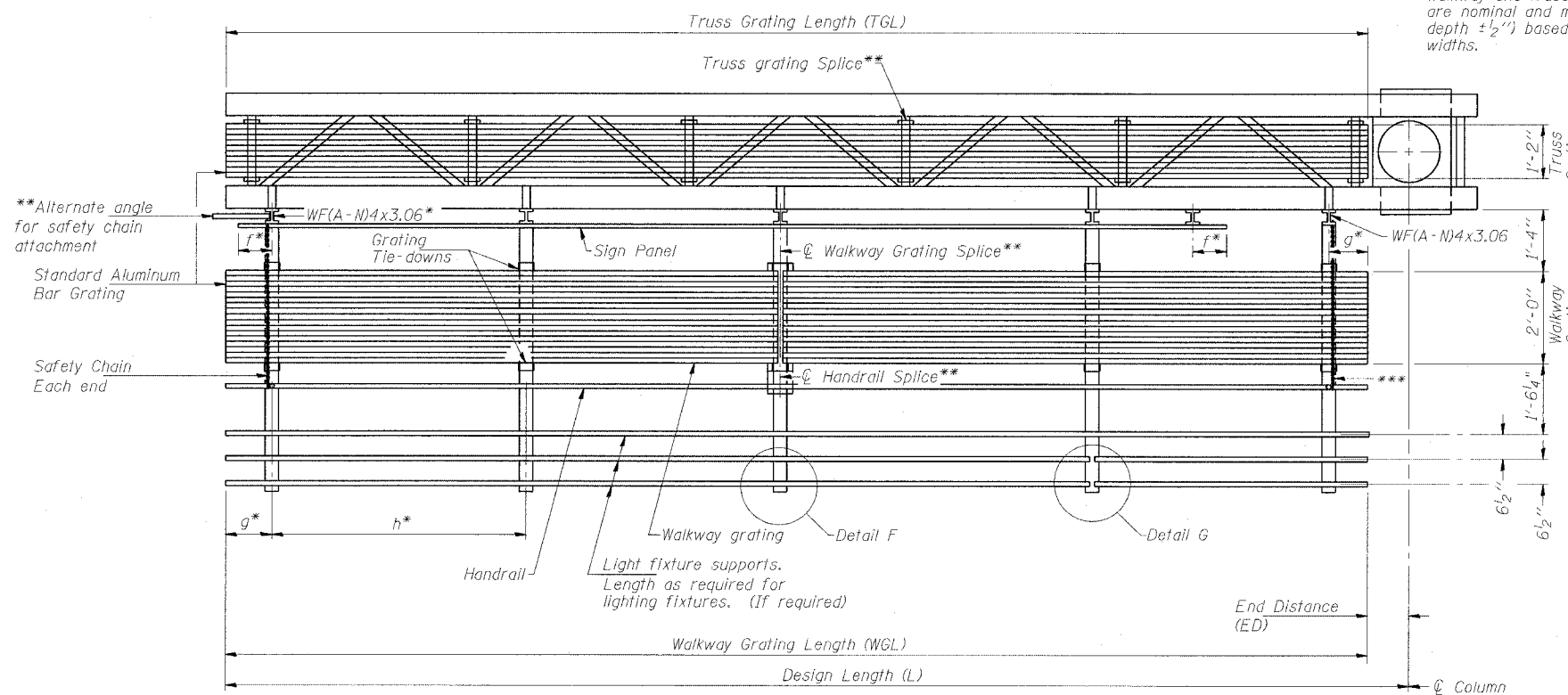


TYPICAL FRONT ELEVATION
With lights and handrail omitted for clarity.



PLAN
WALKWAY AND HANDRAIL SKETCH
(Road plan beneath truss varies)

Walkway and truss grating dimensions are nominal and may vary (width ± 1/2", depth ± 1/2") based on available standard widths.



SECTION A-A

Truss grating to facilitate inspection shall run full length of cantilevers. Cost of truss grating is included in "Overhead Sign Structure Cantilever".

Handrail and walkway grating shall span a minimum of three brackets between splices.
**Use and location of handrail or grating splices are optional, based on lengths needed and material availability.

$$TGL = L - \left(\frac{\text{Post O.D.}}{2} + 6'' \right)$$

DESIGNED	- SWANG
CHECKED	- RMG
DRAWN	- SWANG
CHECKED	- RMG

EXAMINED	20
PASSED	ENGINEER OF STRUCTURAL SERVICES
	ENGINEER OF BRIDGES AND STRUCTURES

NUMBER	REVISION	DATE

Structure Number	Station	WGL	ED	TGL
IC0161094L058.5	4435+00.00	16'	17.75'	33.75'
IC0161094R058.5	3434+50.00	16'	17.75'	33.75'

Notes: *Space walkway brackets WF(A-N)4x3.06 and sign brackets WF(A-N)4x1.79 for efficiency and within limits shown:
f = 12" maximum, 4" minimum (End of sign to center of nearest bracket)
g = 12" maximum, 4" minimum (End of walkway to center of nearest bracket)
h = 6'-0" maximum (center to center sign and/or walkway support brackets, WF(A-N)4x1.79 or WF(A-N)4x3.06)
***If walkway bracket at safety chain location is behind sign, add angle to bracket.
For details of sign placement, sign/walkway brackets, truss and walkway gratings, grating splices and Section B-B, see Base Sheet OSC-A-7.
For details of handrail, handrail splice, safety chain and Details F and G, see Base Sheet OSC-A-8.

BRACKET TABLE

Sign Width		Number Brackets Required
Greater Than	Less Than or Equal To	
8'-0"	14'-0"	2
14'-0"	20'-0"	3
20'-0"	26'-0"	4
26'-0"	32'-0"	5
		6

**CANTILEVER SIGN STRUCTURES
ALUMINUM WALKWAY DETAILS
ALUMINUM TRUSS & STEEL POST**

F.A.I. 94/90 (DAN RYAN EXPRESSWAY)
63RD ST TO 59TH ST (FRONTAGE RD AND RAMPS)

11/22/2004 10:44:33 AM