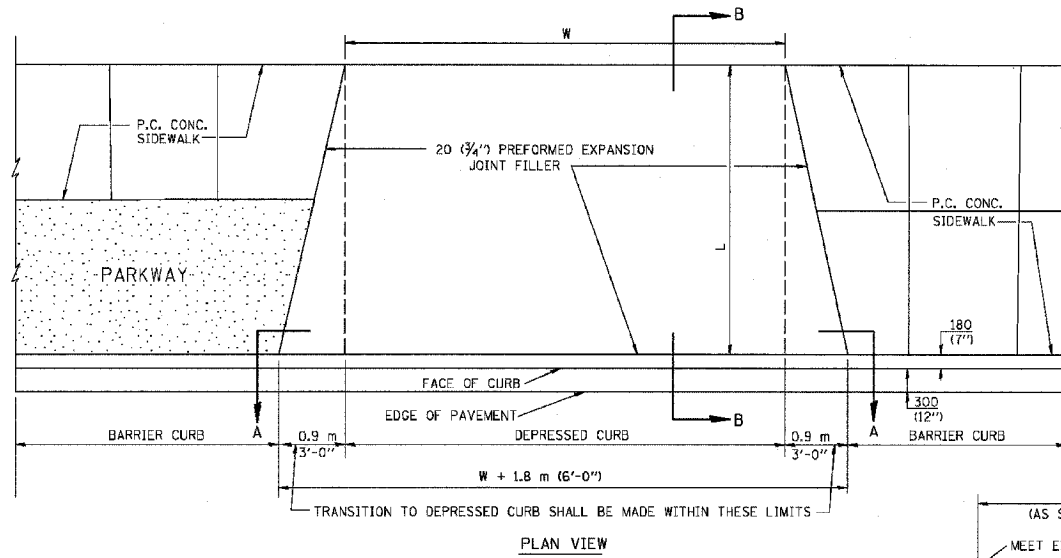
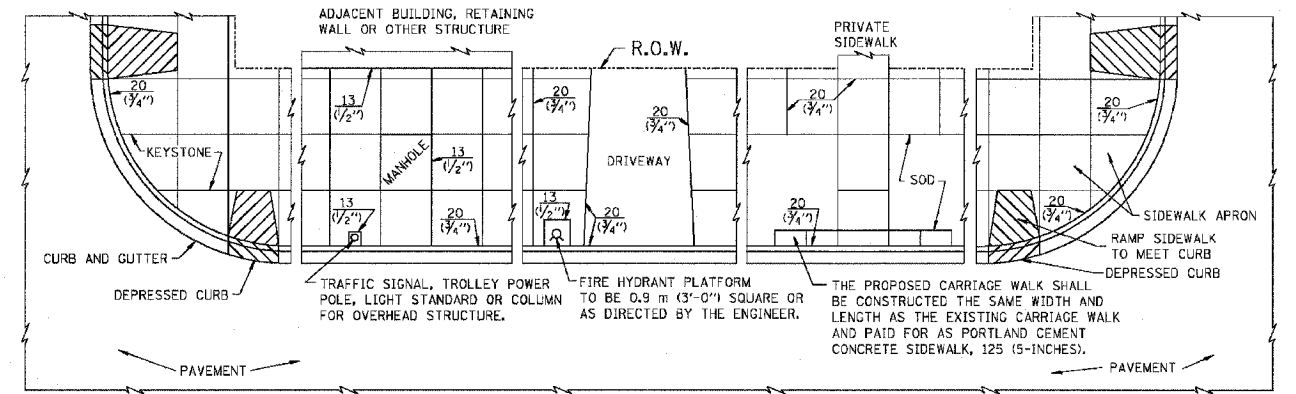
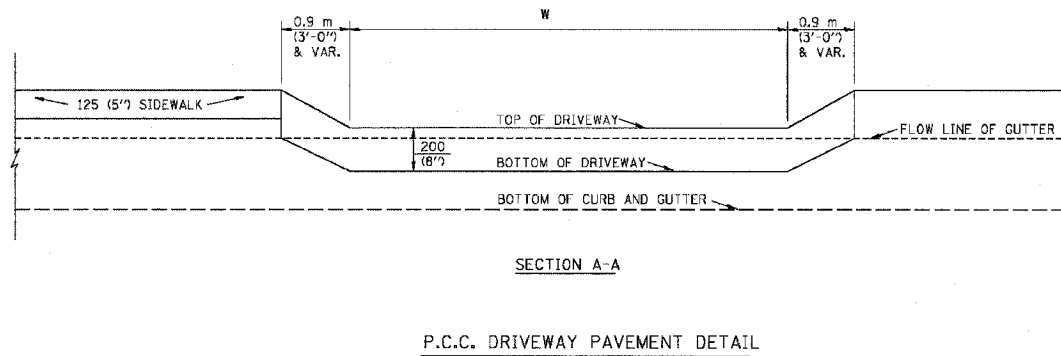
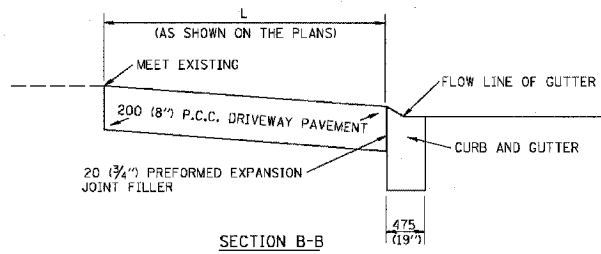


F.A. NO.	SECTION	COUNTY	TOTAL SHEETS	SHEET NO.
606K	2021-92PT.1-AC	COOK	460	382
STA.		TO STA.		
FED. ROAD DIST. NO. 7		ILLINOIS		
		FED. AID PROJECT		

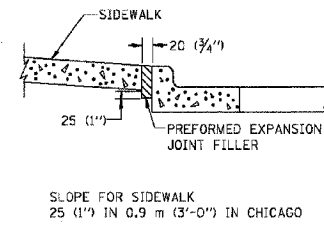
62013



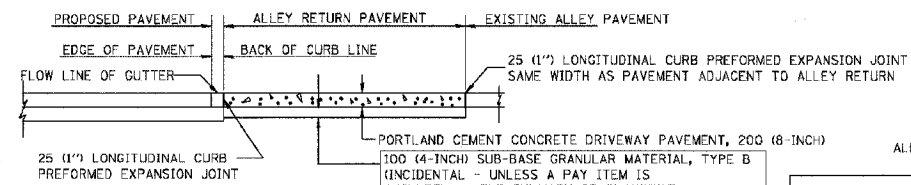
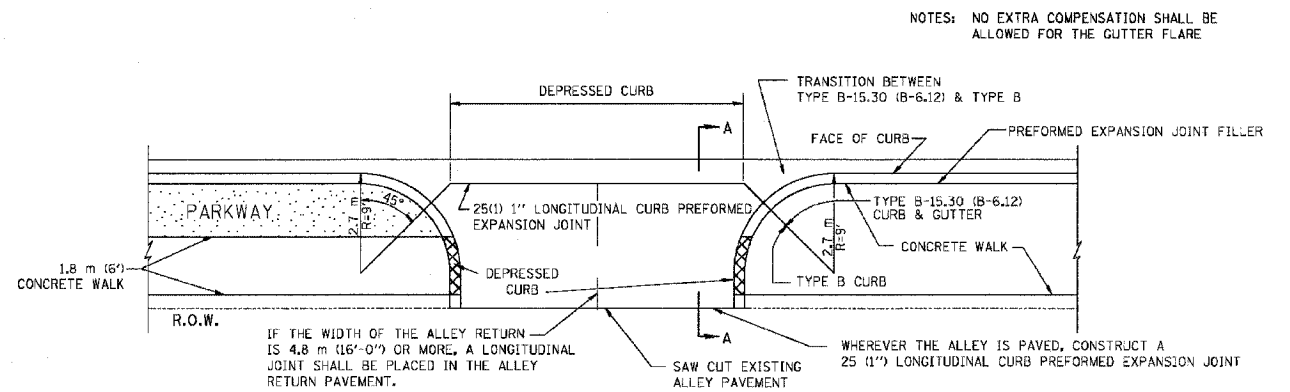
- NOTES:**
1. EXPANSION JOINTS SHALL BE CONSTRUCTED AS SHOWN ON THE DETAILS FOR P.C.C. SIDEWALK.
 2. THE CURB BETWEEN ADJACENT DRIVEWAYS SHALL BE FULL HEIGHT FOR A DISTANCE OF AT LEAST FOUR 1.2 METERS (4 FEET).
 3. P.C. CONCRETE DRIVEWAYS SHALL BE CONSTRUCTED AT LOCATIONS SHOWN ON THE PLANS OR AS DIRECTED BY THE ENGINEER.
 4. 20 (3/4") PREFORMED EXPANSION JOINTS WILL NOT BE PAID FOR SEPARATELY BUT SHALL BE CONSIDERED INCIDENTAL TO P.C.C. DRIVEWAY PAVEMENT 200 (8").
 5. COMBINATION CONC. CURB AND GUTTER SHALL BE MEASURED STRAIGHT ACROSS THE DRIVEWAY. NO ADDITIONAL COMPENSATION WILL BE ALLOWED FOR THE TRANSITION CURB AND GUTTER.



- NOTES:**
1. ONE-HALF INCH THICK EXPANSION JOINTS SHALL BE PLACED BETWEEN THE SIDEWALK AND ALL STRUCTURES SUCH AS LIGHT STANDARDS, TRAFFIC LIGHT STANDARDS, MANHOLES, WHICH EXTEND THROUGH THE SIDEWALK.
 2. 20 (3/4") THICK EXPANSION JOINTS SHALL BE PLACED AT INTERVALS OF NOT MORE THAN 30 METERS (100 FEET) IN THE SIDEWALK. WHERE THE SIDEWALK IS CONSTRUCTED ADJACENT TO PAVEMENT OR CURB HAVING EXPANSION JOINTS, THE EXPANSION JOINTS IN THE SIDEWALK SHALL BE PLACED OPPOSITE THE EXISTING EXPANSION JOINTS AS NEARLY AS PRACTICABLE. EXPANSION JOINTS SHALL ALSO BE PLACED WHERE THE SIDEWALK ABUTS EXISTING SIDEWALKS, BETWEEN DRIVEWAY PAVEMENT AND SIDEWALK, AND BETWEEN SIDEWALK AND CURBS WHERE THE SIDEWALK ABUTS A CURB.



PORTLAND CEMENT CONCRETE SIDEWALK DETAILS



ALLEY RETURN DETAIL

REVISIONS	
NAME	DATE
M. DE YONG	06/13/90

ILLINOIS DEPARTMENT OF TRANSPORTATION
CITY OF CHICAGO
DETAILS FOR P.C. CONCRETE DRIVEWAY, ALLEY RETURN AND SIDEWALK

SCALE: NONE
 DATE: 10/18/2002

DRAWN BY: R.J.H.
 CHECKED BY:
 BD400-03 (BD-17)
 REVISION DATE: 06/13/90

10/18/2002
c:\p\jes\st\st\st\st\d017.dgn
VJ:GDW