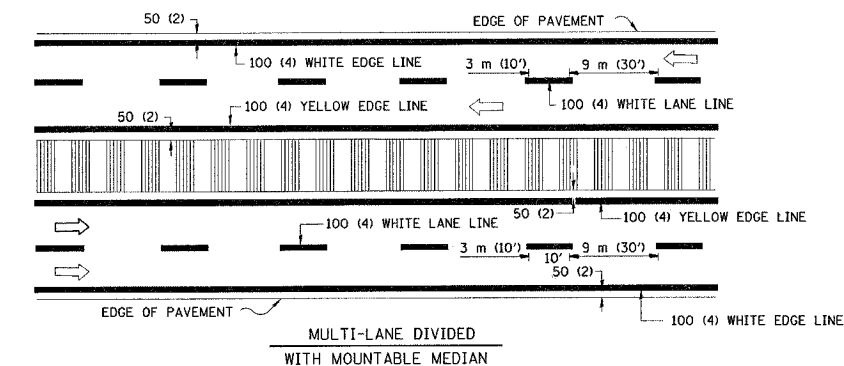
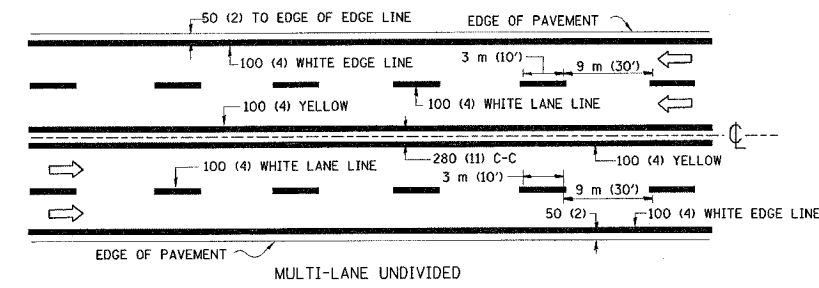
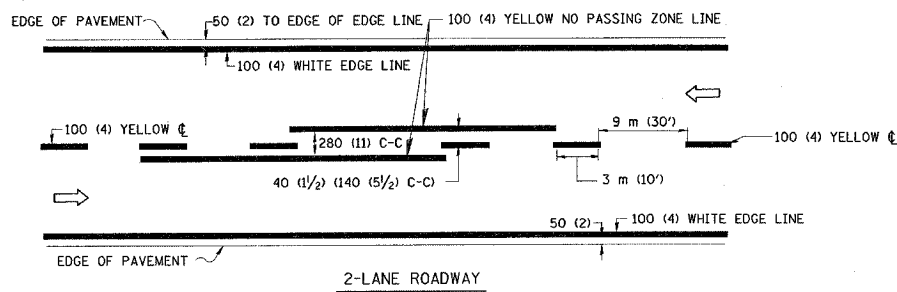


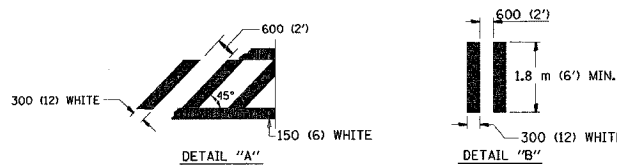
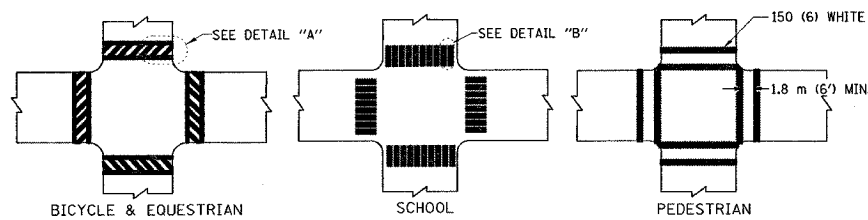
| F. & S. NO. | SECTION | COUNTY | TOTAL SHEETS | SHEET NO. |
|-----------------------|----------------|------------------|--------------|-----------|
| 268 (3185 & 3186) 152 | COOK | 19 | 15 | |
| STA. 104+00 | TO STA. 158+21 | | | |
| FED. ROAD DIST. NO. | ILLINOIS | FED. AID PROJECT | | |

662698

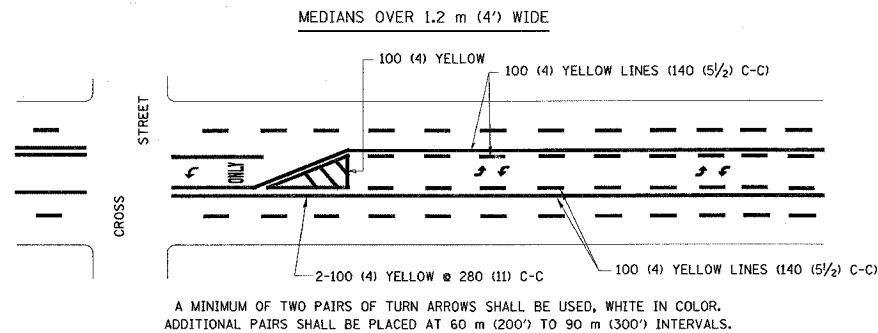
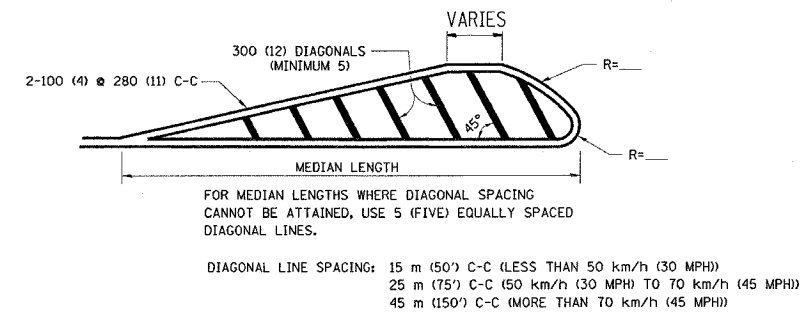
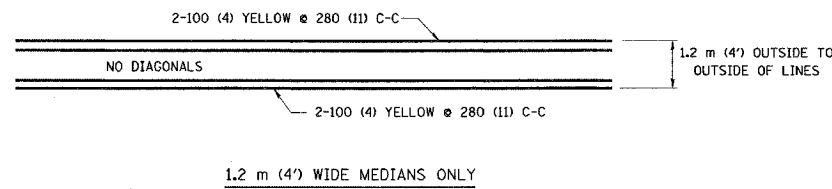


NOTE: MEDIANS WITH BARRIER CURB DO NOT REQUIRE AN EDGE LINE

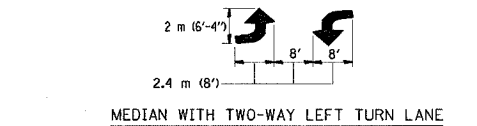
TYPICAL LANE AND EDGE LINE MARKING



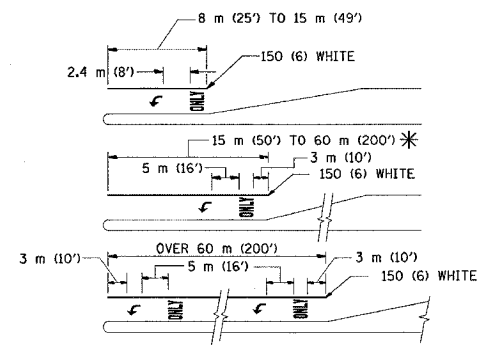
TYPICAL CROSSWALK MARKING



TYPICAL PAINTED MEDIAN MARKING

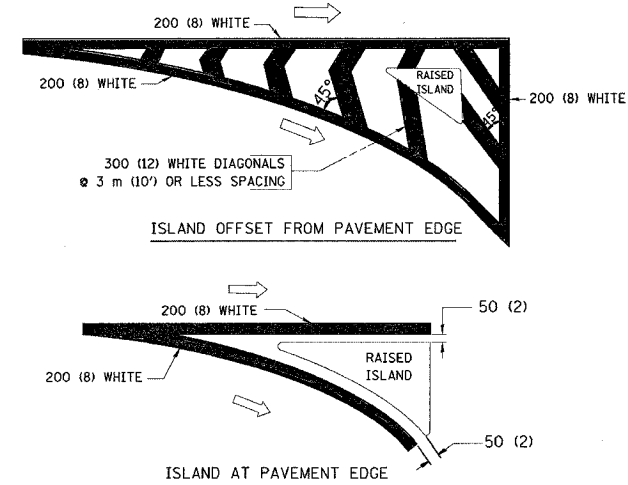


TYPICAL PAINTED MEDIAN MARKING



FULL SIZE LETTERS 2.4 m (8') AND ARROWS SHALL BE USED.
AREA = 1.5 m² (15.6 SQ. FT.) ONLY AREA = 1.9 m² (20.8 SQ. FT.)
* TURN LANES IN EXCESS OF 120 m (400') IN LENGTH MAY HAVE AN ADDITIONAL SET OF ARROW - "ONLY" INSTALLED MIDWAY BETWEEN THE OTHER TWO SETS OF ARROW - "ONLY".

TYPICAL LEFT (OR RIGHT) TURN LANE



TYPICAL ISLAND MARKING

| TYPE OF MARKING | WIDTH OF LINE | PATTERN | COLOR | SPACING / REMARKS |
|---|--|---------------------------------|---|--|
| CENTERLINE ON 2 LANE PAVEMENT | 100 (4) | SKIP-DASH | YELLOW | 3 m (10') LINE WITH 9 m (30') SPACE |
| CENTERLINE ON MULTI-LANE UNDIVIDED PAVEMENT | 2 @ 100 (4) | SOLID | YELLOW | 280 (11) C-C |
| NO PASSING ZONE LINES: FOR ONE DIRECTION FOR BOTH DIRECTIONS | 100 (4) 2 @ 100 (4) | SOLID SOLID | YELLOW YELLOW | 140 (5 1/2) C-C FROM SKIP-DASH CENTERLINE 280 (11) C-C OMIT SKIP-DASH CENTERLINE BETWEEN |
| LANE LINES | 100 (4) 125 (5) ON FREEWAYS | SKIP-DASH SKIP-DASH | WHITE WHITE | 3 m (10') LINE WITH 9 m (30') SPACE |
| DOTTED LINES (EXTENSIONS OF CENTER, LANE OR TURN LANE MARKINGS) | SAME AS LINE BEING EXTENDED | SKIP-DASH | SAME AS LINE BEING EXTENDED | 600 (2') LINE WITH 1.8 m (6') SPACE |
| EDGE LINES | 100 (4) | SOLID | YELLOW-LEFT WHITE-RIGHT | OUTLINE MOUNTABLE MEDIANS IN YELLOW; EDGE LINES ARE NOT USED NEXT TO BARRIER CURB |
| TURN LANE MARKINGS | 150 (6) LINE; FULL SIZE LETTERS & SYMBOLS (2.4 m (8')) | SOLID | WHITE | SEE TYPICAL TURN LANE MARKING DETAIL |
| TWO WAY LEFT TURN MARKING | 2 @ 100 (4) EACH DIRECTION 2.4 m (8') LEFT ARROW | SKIP-DASH AND SOLID IN PAIRS | YELLOW WHITE | 3 m (10') LINE WITH 9 m (30') SPACE FOR SKIP-DASH; 140 (5 1/2) C-C BETWEEN SOLID LINE AND SKIP-DASH LINE SEE TYPICAL TWO-WAY LEFT TURN MARKING DETAIL |
| CROSSWALK LINES (PEDESTRIAN) A. DIAGONALS (BIKE & EQUESTRIAN) B. LONGITUDINAL BARS (SCHOOL) | 2 @ 150 (6) 300 (12) @ 45° 300 (12) @ 90° | SOLID SOLID SOLID | WHITE WHITE WHITE | NOT LESS THAN 1.8 m (6') APART 600 (2') APART 600 (2') APART SEE TYPICAL CROSSWALK MARKING DETAILS. |
| STOP LINES | 600 (24) | SOLID | WHITE | PLACE 1.2 m (4') IN ADVANCE OF AND PARALLEL TO CROSSWALK, IF PRESENT. OTHERWISE, PLACE AT DESIRED STOPPING POINT. PARALLEL TO CROSSROAD CENTERLINE, WHERE POSSIBLE |
| PAINTED MEDIANS | 2 @ 100 (4) WITH 300 (12) DIAGONALS @ 45° NO DIAGONALS USED FOR 1.2 m (4') WIDE MEDIANS | SOLID | YELLOW: TWO WAY TRAFFIC WHITE: ONE WAY TRAFFIC | 280 (11) C-C FOR THE DOUBLE LINE SEE TYPICAL PAINTED MEDIAN MARKING. |
| GORE MARKING AND CHANNELIZING LINES | 200 (8) WITH 300 (12) DIAGONALS @ 45° | SOLID | WHITE | DIAGONALS: 4.5 m (15') C-C (LESS THAN 50 km/h (30 MPH)) 6 m (20') C-C (50 km/h (30 MPH) TO 70 km/h (45 MPH)) 9 m (30') C-C (OVER 70 km/h (45 MPH)) |
| RAILROAD CROSSING | 600 (24) TRANSVERSE LINES; "RR" IS 1.8 m (6') LETTERS; 400 (16) LINE FOR "X" | SOLID | WHITE | SEE STATE STANDARD 780001 AREA OF: "R"=0.33m ² (3.6 SQ. FT.) EACH "X"=5.0 m ² (54.0 SQ. FT.) |
| SHOULDER DIAGONALS | 300 (12) @ 45° | SOLID | WHITE - RIGHT YELLOW - LEFT | 15 m (50') C-C (LESS THAN 50 km/h (30 MPH)) 25 m (75') C-C (50 km/h (30 MPH) TO 70 km/h (45 MPH)) 45 m (150') C-C (OVER 70 km/h (45 MPH)) |

FOR FURTHER DETAILS ON PAVEMENT MARKING REFER TO STANDARD SPECIFICATIONS FOR ROAD AND BRIDGE CONSTRUCTION AND STATE STANDARD 780001.

All dimensions are in millimeters (inches) unless otherwise shown.

ILLINOIS DEPARTMENT OF TRANSPORTATION
DISTRICT ONE
TYPICAL PAVEMENT MARKINGS

| REVISIONS | |
|--------------|----------|
| NAME | DATE |
| EVERS | 03-19-90 |
| T. RAMMACHER | 10-27-94 |
| ALEX HOUSEH | 10-09-96 |
| ALEX HOUSEH | 10-17-96 |
| T. RAMMACHER | 01-06-00 |

SCALE: NONE
DATE 03/08/2004
DRAWN BY CADDO
CHECKED BY

TC-13
REVISION DATE: 01/06/00