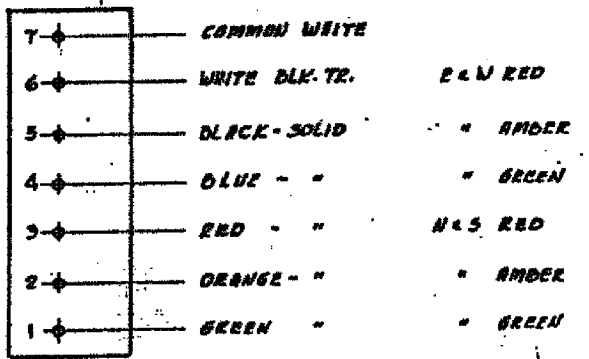
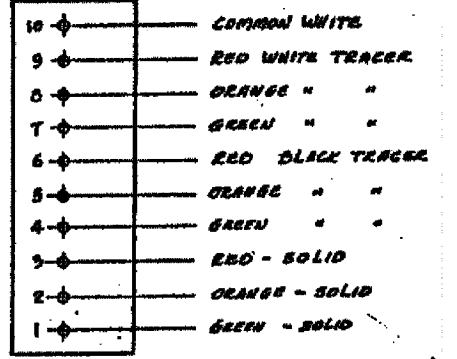


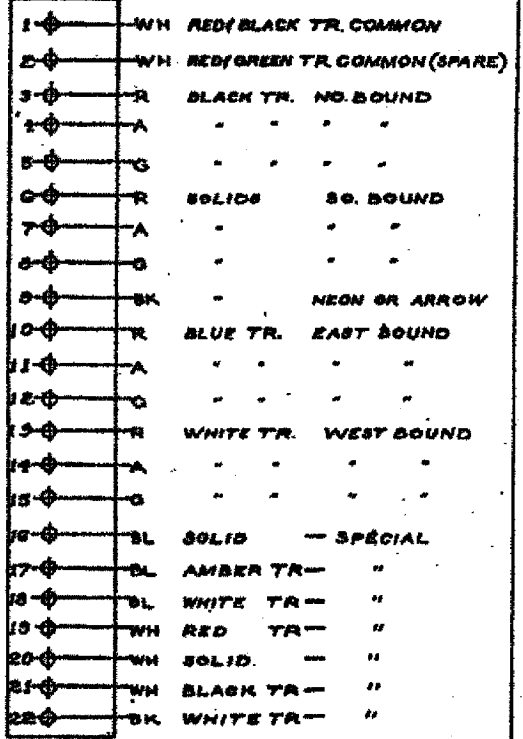
7 CONDUCTOR - T POINT STRIP



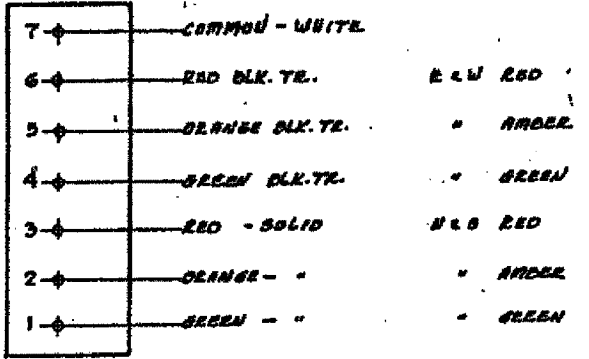
14 CONDUCTOR - 10 POINT STRIP




22 CONDUCTOR - CODE
19 CODE - OMIT 19 21 22



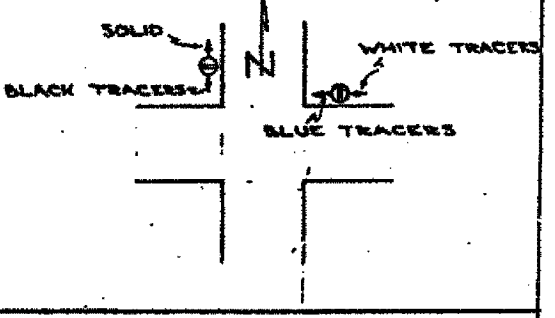
10 CONDUCTOR - T POINT STRIP




14 CONDUCTOR - 4 POINT STRIP



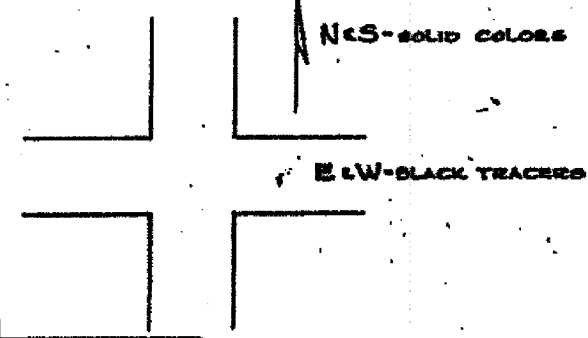
SPLIT CORNER



10 CONDUCTOR - 10 POINT STRIP



STRAIGHT CORNER



NOTE:
CONDUCTORS FOR
WALK SIGNALS &
VARIOUS MESSAGE
SIGNS AT DISCRETION
OF INSTALLER

TRAFFIC CONTROL SIGNALS STRIP WIRING LAYOUT

REVISED	CITY OF CHICAGO DEPT. OF STREET AND SANITATION DIVISION OF ELECTRICAL OPERATION		
A	5-4-61	REVISION	BY: [Signature]
B	11-10-64	REVISION	BY: [Signature]
C		REVISION	BY: [Signature]
D		REVISION	BY: [Signature]
E		REVISION	BY: [Signature]
F		REVISION	BY: [Signature]
G		REVISION	BY: [Signature]

12268-A

5

30

BOE-44

REVISIONS	NAME	DATE

11/09/2004 11:04:15 AM m:\p40468\elec\14-cmf-9-cm\contract 907\906097 442a.dwg