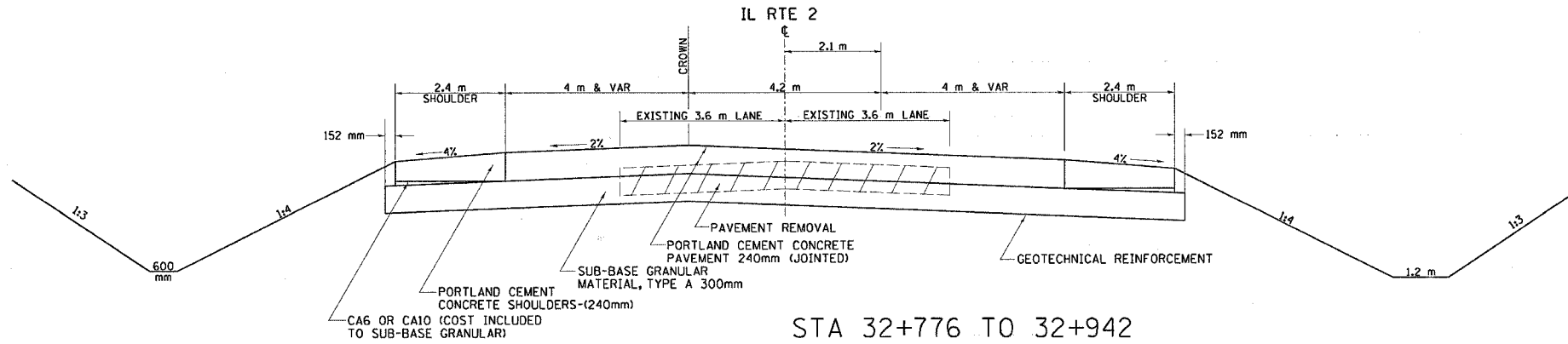


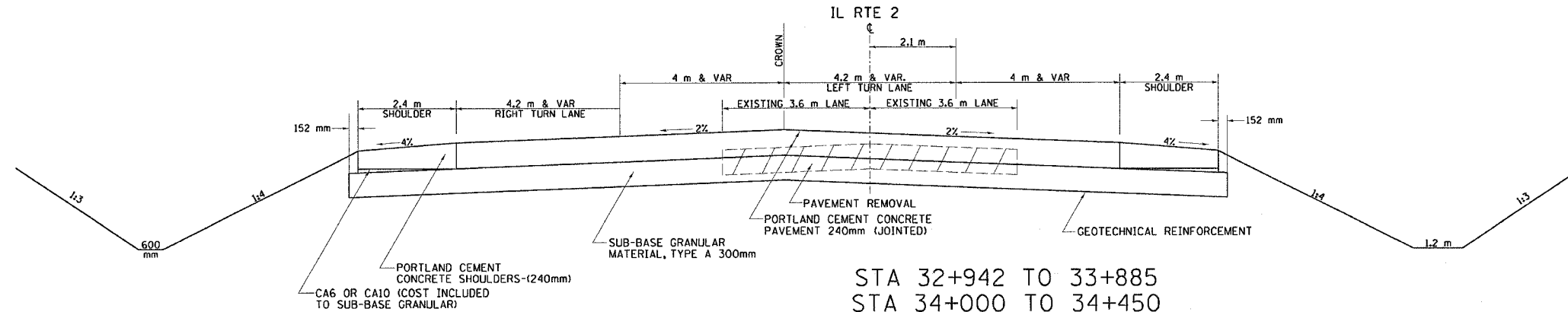
# TYPICAL SECTIONS

F.A.P. RTE.	SECTION	COUNTY	TOTAL SHEETS	SHEET NO.
742	37R-2	OGLE	389	13
STA.		TO STA.		
FED. ROAD DIST. NO.		ILLINOIS	FED. AID PROJECT	
CONTRACT #64157				

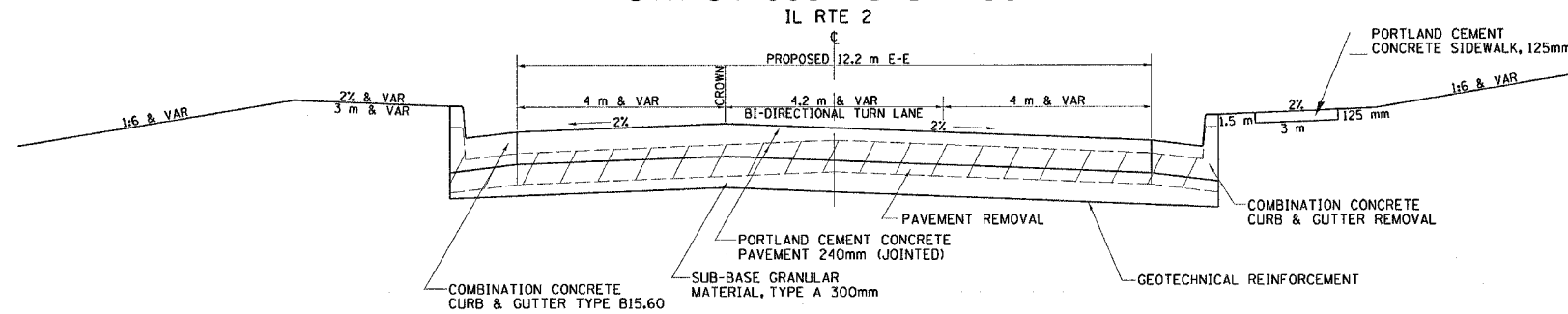
STA 32+604 TO 32+776



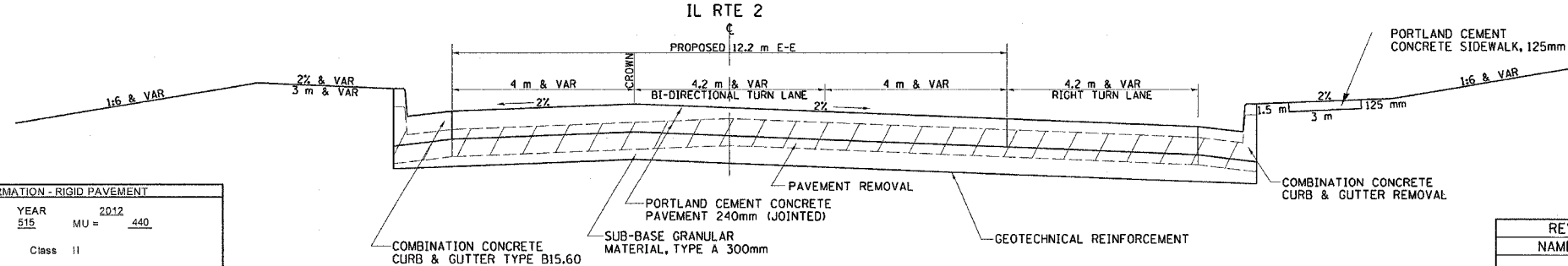
STA 32+776 TO 32+942



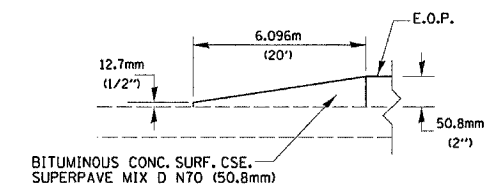
STA 32+942 TO 33+885  
STA 34+000 TO 34+450



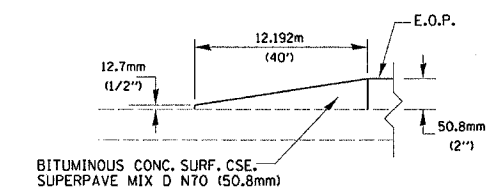
STA 33+885 TO 34+000



BIT. SIDE ROAD TAPER (PRE-STAGING)



BIT. MAINLINE ROAD TAPER (PRE-STAGING)



STRUCTURAL DESIGN INFORMATION - RIGID PAVEMENT			
STRUCTURAL DESIGN TRAFFIC:	YEAR	2012	
PV = 1970	SU = 515	MU = 440	
ROAD/STREET CLASSIFICATION:	Class II		
PERCENT OF STRUCTURAL DESIGN TRAFFIC IN DESIGN LANE:	P = 50%	S = 50%	M = 50%
TRAFFIC FACTOR:	TF = 5.51		
MINIMUM SOIL SUPPORT:	IBR = 3 (Sta. 32+604 to 34+450)		

REVISIONS		ILLINOIS DEPARTMENT OF TRANSPORTATION
NAME	DATE	
		DRAWN BY CHECKED BY DATE

TYPICAL SECTIONS