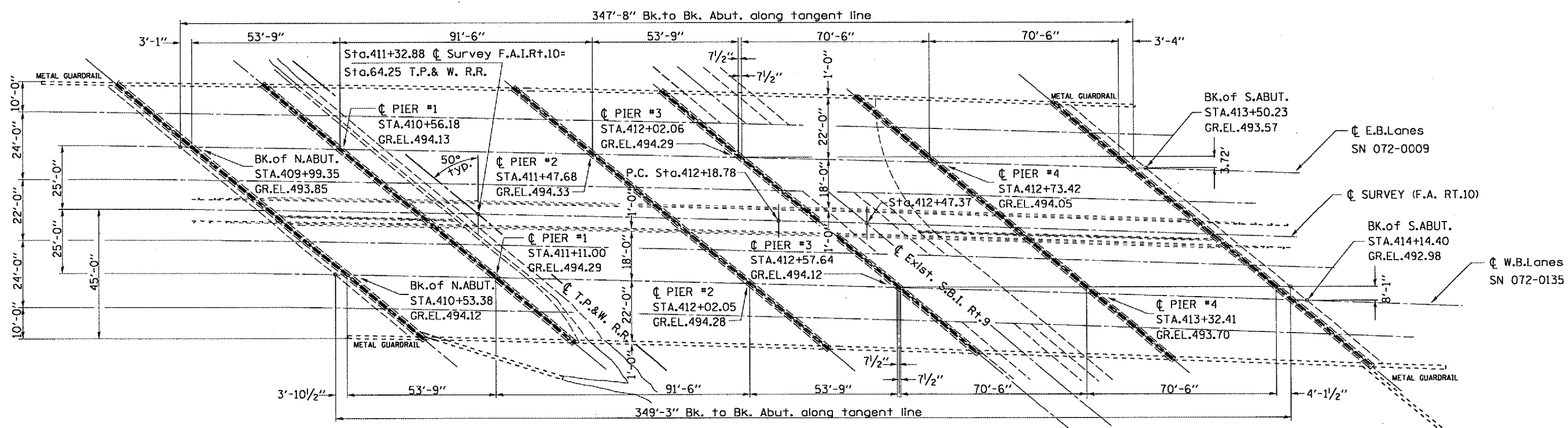
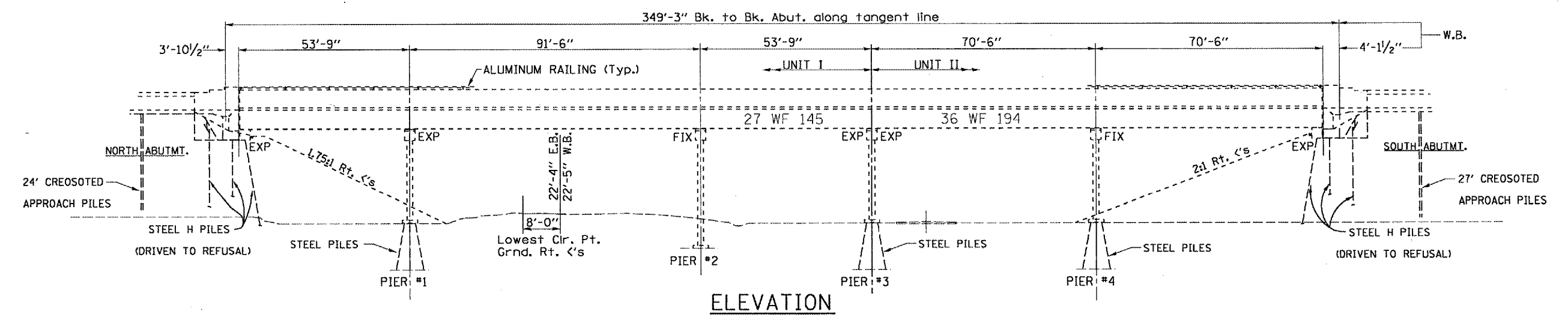



F.A.P. RTE.	SECTION	COUNTY	TOTAL SHEETS	SHEET NO.
317	D4 BRIDGE REP.	PEORIA	19	7
STA. 409+99.08		TO STA. 414+72.02		
FED. ROAD DIST. NO. 4		ILLINOIS FED. AID PROJECT		



**TOTAL BILL OF MATERIAL**

ITEM	UNIT	QUANTITY
CONCRETE REMOVAL	CU.YD.	23
BITUMINOUS CONCRETE REMOVAL (DECK)	SQ.YD.	1516
STRIP SEAL EXPANSION JOINT ASSEMBLY	FOOT	202
REINFORCEMENT BARS, EPOXY COATED	POUNDS	3380
CONCRETE SUPERSTRUCTURE	CU.YD.	25.7
WATERPROOFING MEMBRANE SYSTEM	SQ.YD.	1516
BIT. SURF. CRS. SUPERPAVE, MIX D, N50, 1 3/8"	TON	119
BAR SPLICERS (E)	EACH	38

**GENERAL NOTES**  
 REINFORCEMENT BARS SHALL CONFORM TO THE REQUIREMENTS OF AASHTO M-31 OR M-322, GRADE 60.  
 \* USE STRIP SEAL JOINT ONLY - NO OPTION. SEE SPECIAL PROVISIONS.  
 NO WORK IS TO BE DONE ON S.N. 072-0009. NO SLAB REPAIR WILL BE NEEDED SINCE THIS HAS ALREADY BEEN COMPLETED ON A PREVIOUS CONTRACT.  
 PROTECTIVE SHIELD SYSTEM WILL NEED TO BE CONSTRUCTED ALONG THE BASE OF PIER #1 TO PREVENT DEBRIS REMOVAL OPERATIONS FROM AFFECTING THE RAILROAD R.O.W. SEE SPECIAL PROVISIONS.  
 \*\* SEE SPECIAL PROVISION FOR DECK SLAB REPAIR.

REVISIONS		ILLINOIS DEPARTMENT OF TRANSPORTATION
NAME	DATE	
		<h2>PLAN AND ELEVATION</h2>

SCALE: VERT. \_\_\_\_\_  
 HORIZ. \_\_\_\_\_  
 DATE 05-05-2004

DRAWN BY CEJ  
 CHECKED BY \_\_\_\_\_

PLOT DATE: 05/05/04  
 FILE NAME: 0720135  
 PLOT SCALE: 1"=40'  
 REFERENCE: 0720135