

PLANS FOR PROPOSED FEDERAL-AID BRIDGE REPLACEMENT & REHABILITATION PROGRAM

FAS ROUTE NO.	SEC.	COUNTY	TOTAL SHEETS	SHEET NO.
-	*	DEKALB	26	1

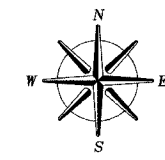
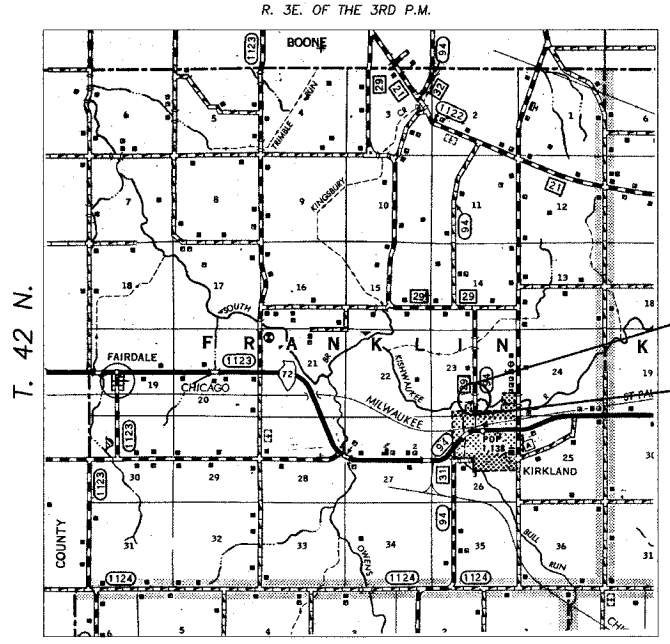
ILLINOIS PROJECT BHOS-037(39)
* 99-00103-01-BR

KIRKLAND ROAD (CO. HIGHWAY 29) SECTION 99-00103-01-BR DEKALB COUNTY ILLINOIS PROJECT BHOS-037(39)

JOB NO. C-92-072-04
CONTRACT NO. 85345

- INDEX OF SHEETS**
- COVER SHEET
 - SUMMARY OF QUANTITIES
 - SCHEDULE OF QUANTITIES AND TYPICAL SECTIONS
 - TYPICAL SECTIONS AND DETAILS
 - 5-6. PLAN AND PROFILE
 - 7-15. ROADWAY CROSS SECTIONS
 16. GENERAL PLAN AND ELEVATION OF BRIDGE
 17. DECK ELEVATIONS LAYOUT
 18. DECK ELEVATIONS
 19. SUPERSTRUCTURE
 20. SUPERSTRUCTURE DETAILS
 21. STRUCTURAL STEEL
 22. STRUCTURAL STEEL DETAILS
 23. ELASTOMERIC BEARINGS
 24. SUBSTRUCTURE
 25. STEEL BRIDGE RAIL SIDE MOUNTED
 26. STORM WATER POLLUTION PREVENTION PLAN
- XGA. SB-1 CARTRIDGE FORMING BRACKETS FOR SUPERSTRUCTURES WITH W-27 BEAMS AND SMALLER.

SECTION 99-00103-01-BR
INCLUDES THE REMOVAL OF AN EXISTING FIVE SPAN PRECAST, PRESTRESSED CONCRETE DECK BEAM SUPERSTRUCTURE ON SPILL THRU ABUTMENTS AND PILE BENT PIERS. 24'-0" BK.-BK. ABUTS. 45° SKEW RT. AHEAD, 28' WIDE DECK AND REPLACEMENT WITH A STEEL I BEAM AND 32' WIDE R.C. POURED DECK SUPERSTRUCTURE COMPOSITE IN THE POSITIVE MOMENT AREAS SUPPORTED ON EXISTING PIERS AND ABUTMENTS. ALSO INCLUDED IS NECESSARY ROADWAY APPROACH WORK.



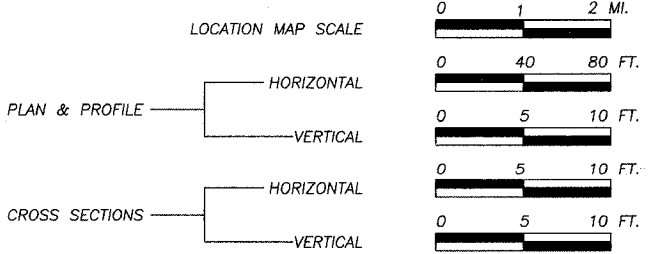
SECTION 99-00103-01-BR
ENDS STA. 24+00
SECTION 99-00103-01-BR
BEGINS STA. 3+80

OPERATES 24 HOURS 365 DAYS
CALL JULIE 1-800-892-0123
WITH THE FOLLOWING:
COUNTY - DEKALB
TOWNSHIP - FRANKLIN
SEC. 8 & 9, 10 & 11 - SW 1/4 SEC. 23
48 Hours Before You Dig
EXCLUDING SAT., SUN., & HOLIDAYS

LOCATION MAP

TOTAL LENGTH OF SECTION = 2020 FEET (0.383 MILES)

- STANDARDS:
- 280001-02 TEMPORARY EROSION CONTROL SYSTEMS
 - 424001-03 CURB RAMPS FOR SIDEWALKS
 - 515001-02 NAME PLATE FOR BRIDGES
 - 602301 INLET - TYPE A
 - 604036-01 GRATE TYPE B
 - 604046-01 FRAME AND GRATE TYPE 10
 - 606001-02 CONCRETE CURB TYPE B AND COMBINATION CONCRETE CURB AND GUTTER
 - 630001-05 STEEL PLATE BEAM GUARD RAIL
 - 630301-03 SHOULDER WIDENING FOR TYPE 1 TRAFFIC BARRIER TERMINALS
 - 631026-02 TRAFFIC BARRIER TERMINAL, TYPE 5 AND 5A
 - 635006 -02 REFLECTOR AND TERMINAL MARKER PLACEMENT
 - 635011-01 REFLECTOR MARKER AND MOUNTING DETAILS
 - 702001-05 TRAFFIC CONTROL DEVICES
 - BLR 21-6 TYPICAL APPLICATION OF TRAFFIC CONTROL DEVICES
 - BLR 24-1 MAILBOX TURNOUT FOR LOCAL ROADS



PLANS PREPARED BY:
WENDLER ENGINEERING SERVICES

DIXON, ILLINOIS
SYCAMORE, ILLINOIS
PRINCETON, ILLINOIS
STERLING, ILLINOIS



Scott A. Brown 10/30/2004
LICENSE EXPIRES 11/30/2005

DEKALB COUNTY HIGHWAY DEPARTMENT
APPROVED 29 October, 2004
William Lorence, P.E.
DEKALB COUNTY ENGINEER

STATE OF ILLINOIS
DEPARTMENT OF TRANSPORTATION
PASSED Nov. 8, 2004
District Engineer of Local Roads & Streets
APPROVED Nov. 8, 2004
District Engineer

DESIGN: 1500 ADT (20 YEAR); RURAL COLLECTOR; DESIGN SPEED - 50 MPH - RURAL FAPLHI GUIDELINES