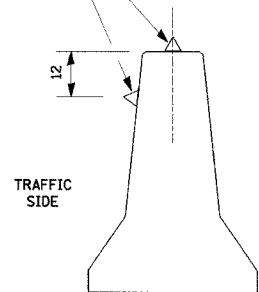


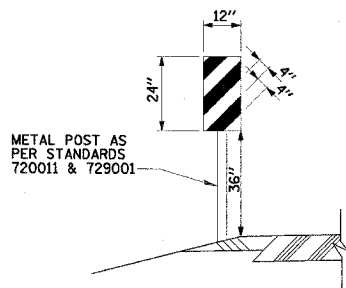
RTE.	SECTION	COUNTY	TOTAL SHEETS	SHEET NO.
FAI 80	(50-2)HBR	LA SALLE	440	55
STA. 631+20	10 STA. 643+00			
FED. ROAD DIST. NO.	ILLINOIS	FED. AID PROJECT		

CONTRACT NO. 86603

TYPE C MONODIRECTIONAL REFLECTORS ON TANGENT PORTION OF BARRIER AT 50' CTS.



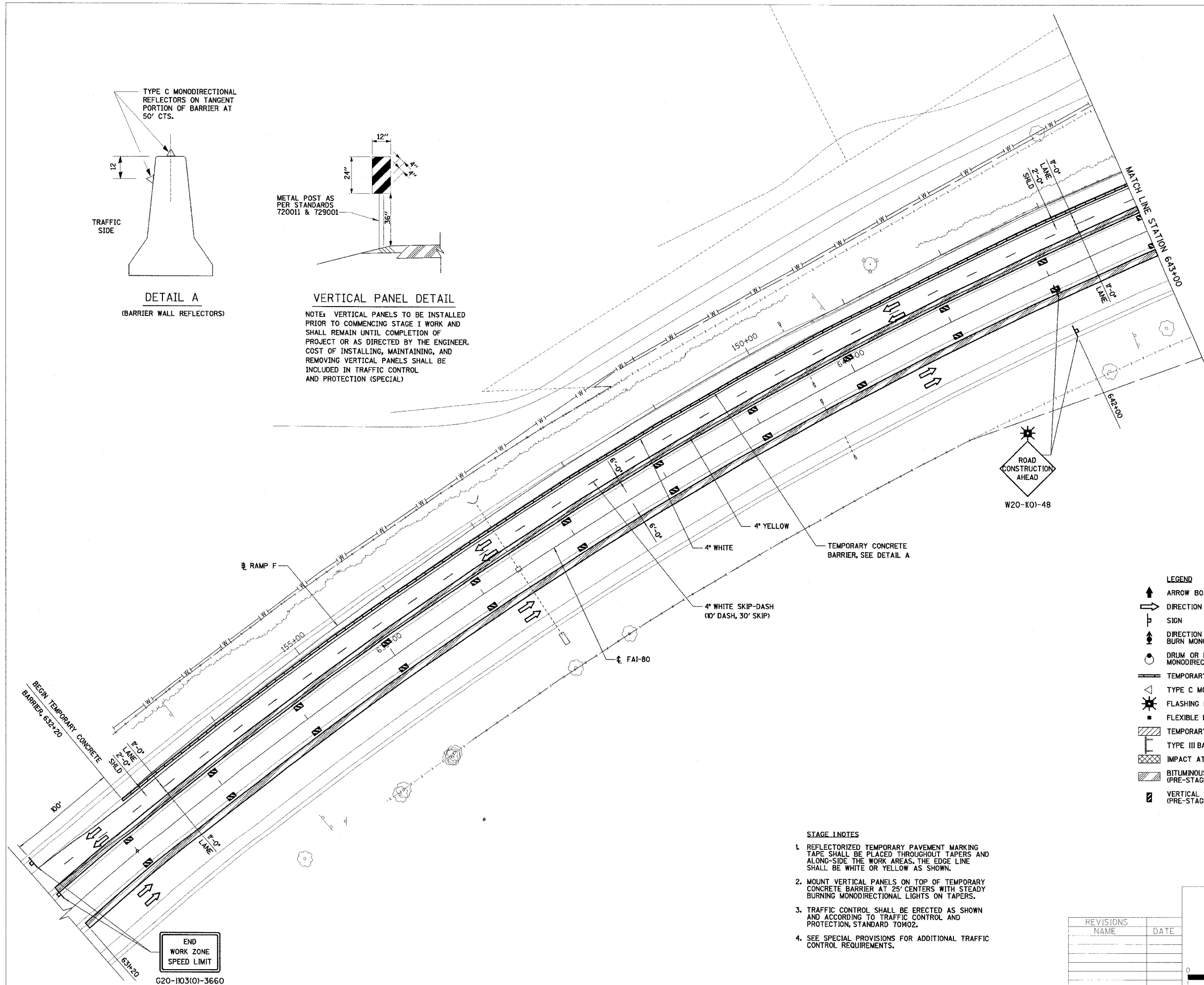
DETAIL A
(BARRIER WALL REFLECTORS)



METAL POST AS PER STANDARDS 720011 & 729001

VERTICAL PANEL DETAIL

NOTE: VERTICAL PANELS TO BE INSTALLED PRIOR TO COMMENCING STAGE I WORK AND SHALL REMAIN UNTIL COMPLETION OF PROJECT OR AS DIRECTED BY THE ENGINEER. COST OF INSTALLING, MAINTAINING, AND REMOVING VERTICAL PANELS SHALL BE INCLUDED IN TRAFFIC CONTROL AND PROTECTION (SPECIAL)



LEGEND

- ↑ ARROW BOARD
- DIRECTION OF TRAFFIC
- ⊥ SIGN
- ⬆ DIRECTION INDICATOR BARRICADE WITH STEADY BURN MONODIRECTIONAL LIGHT
- ⊙ DRUM OR BARRICADE WITH STEADY BURN MONODIRECTIONAL LIGHT
- ▬ TEMPORARY CONCRETE BARRIER
- △ TYPE C MONODIRECTIONAL REFLECTOR
- ⚡ FLASHING LIGHT
- FLEXIBLE DELINEATOR
- ▨ TEMPORARY WIDENING
- ⊥ TYPE III BARRICADE
- ▨ IMPACT ATTENUATORS
- ▨ BITUMINOUS SHOULDERS, SUPERPAVE, 12/2' (PRE-STAGE I WORK)
- ▨ VERTICAL PANEL, SEE DETAIL (PRE-STAGE I WORK)

STAGE I NOTES

1. REFLECTORIZED TEMPORARY PAVEMENT MARKING TAPE SHALL BE PLACED THROUGHOUT TAPERS AND ALONG-SIDE THE WORK AREAS. THE EDGE LINE SHALL BE WHITE OR YELLOW AS SHOWN.
2. MOUNT VERTICAL PANELS ON TOP OF TEMPORARY CONCRETE BARRIER AT 25' CENTERS WITH STEADY BURNING MONODIRECTIONAL LIGHTS ON TAPERS.
3. TRAFFIC CONTROL SHALL BE ERECTED AS SHOWN AND ACCORDING TO TRAFFIC CONTROL AND PROTECTION, STANDARD TOMO2.
4. SEE SPECIAL PROVISIONS FOR ADDITIONAL TRAFFIC CONTROL REQUIREMENTS.

REVISIONS	DATE
NAME	

ILLINOIS DEPARTMENT OF TRANSPORTATION

STAGE I CONSTRUCTION PLAN
F.A.I. 80 AT ILLINOIS ROUTE 351
STATION 631+20 TO STATION 643+00



DATE: 09/04
DRAWN BY: MES
CHECKED BY: MTD

END
WORK ZONE
SPEED LIMIT

G20-1103(0)-3660