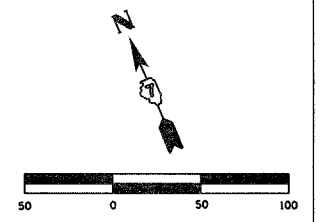


F.A.P. RTE.	SECTION	COUNTY	TOTAL SHEETS	SHEET NO.
774		EFFINGHAM	344	71
STA. 946+00.00		TO STA. 957+00.00		
FED. ROAD DIST. NO. 7 ILLINOIS FED. AID PROJECT				
• 107WRS-1, 107BY, 107BY-1 & 107B-2				
CONTRACT NO. 94827				

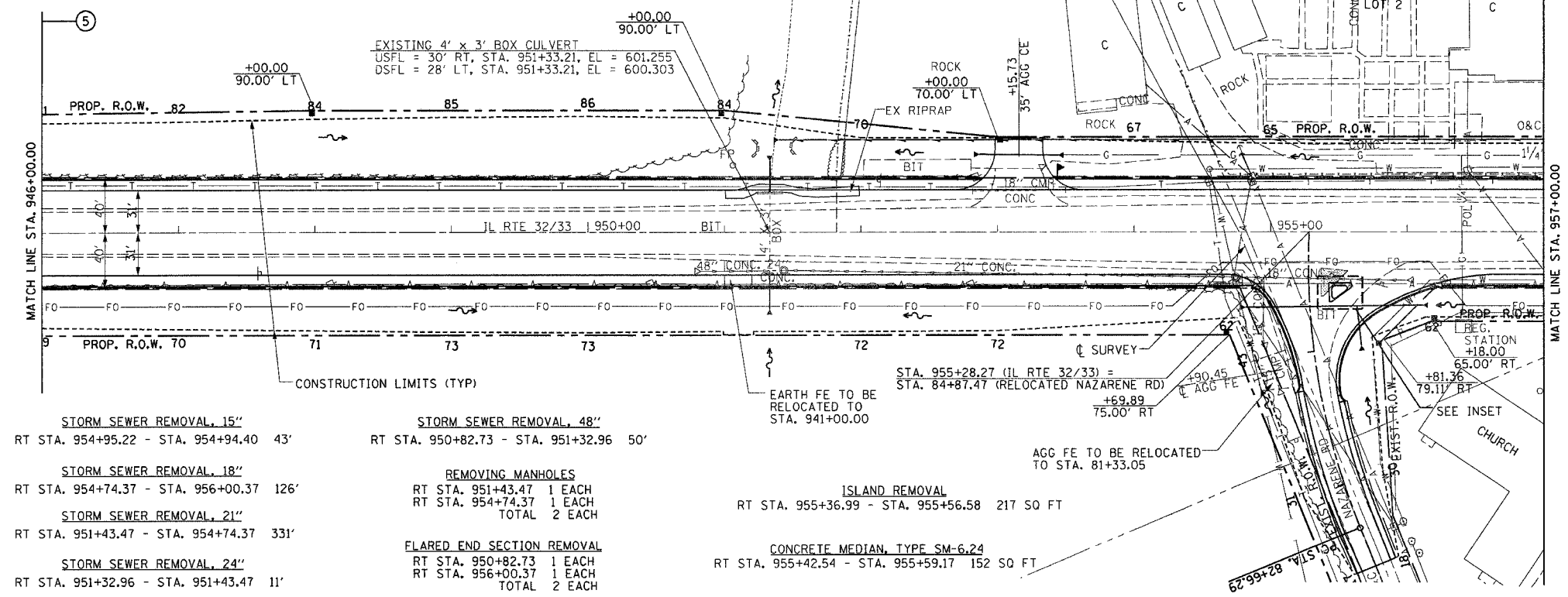


PIPE UNDERDRAINS FABRIC LINED TRENCH, 6"
 LT STA. 951+40.00 - STA. 957+00.00 560'

PCBC 4'x3' EXTENSION (CULVERT NO. 2)
 STA. 951+33.21
 LENGTH = 23' LT & 25' RT
 USFL = 46' RT, EL = 601.68
 DSFL = 53' LT, EL = 599.88
 (SEE SHEET 139 FOR CONCRETE COLLAR DETAILS)

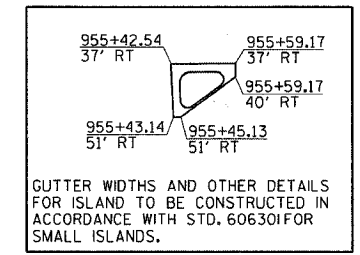
CONCRETE HEADWALL FOR UNDERDRAIN
 LT STA. 951+40.00 1 EACH

BOX CULVERT END SECTION, CULVERT NO. 2
 STA. 951+33.21 2 EACH



- STORM SEWER REMOVAL, 15"
RT STA. 954+95.22 - STA. 954+94.40 43'
- STORM SEWER REMOVAL, 18"
RT STA. 954+74.37 - STA. 956+00.37 126'
- STORM SEWER REMOVAL, 21"
RT STA. 951+43.47 - STA. 954+74.37 331'
- STORM SEWER REMOVAL, 24"
RT STA. 951+32.96 - STA. 951+43.47 11'
- STORM SEWER REMOVAL, 48"
RT STA. 950+82.73 - STA. 951+32.96 50'
- REMOVING MANHOLES
RT STA. 951+43.47 1 EACH
RT STA. 954+74.37 1 EACH
TOTAL 2 EACH
- FLARED END SECTION REMOVAL
RT STA. 950+82.73 1 EACH
RT STA. 956+00.37 1 EACH
TOTAL 2 EACH
- ISLAND REMOVAL
RT STA. 955+36.99 - STA. 955+56.58 217 SQ FT
- CONCRETE MEDIAN, TYPE SM-6.24
RT STA. 955+42.54 - STA. 955+59.17 152 SQ FT

COMBINATION CONCRETE CURB AND GUTTER, TYPE B-6.24
 LT STA. 83+72.00 - STA. 84+48.00 87'
 RT STA. 83+61.00 - STA. 84+46.00 127'
 TOTAL 214'



DATE	
BY	
BT	
DATE	
BY	
BT	
DATE	
BY	
BT	
DATE	
BY	
BT	

DATE	
BY	
BT	
DATE	
BY	
BT	
DATE	
BY	
BT	
DATE	
BY	
BT	

