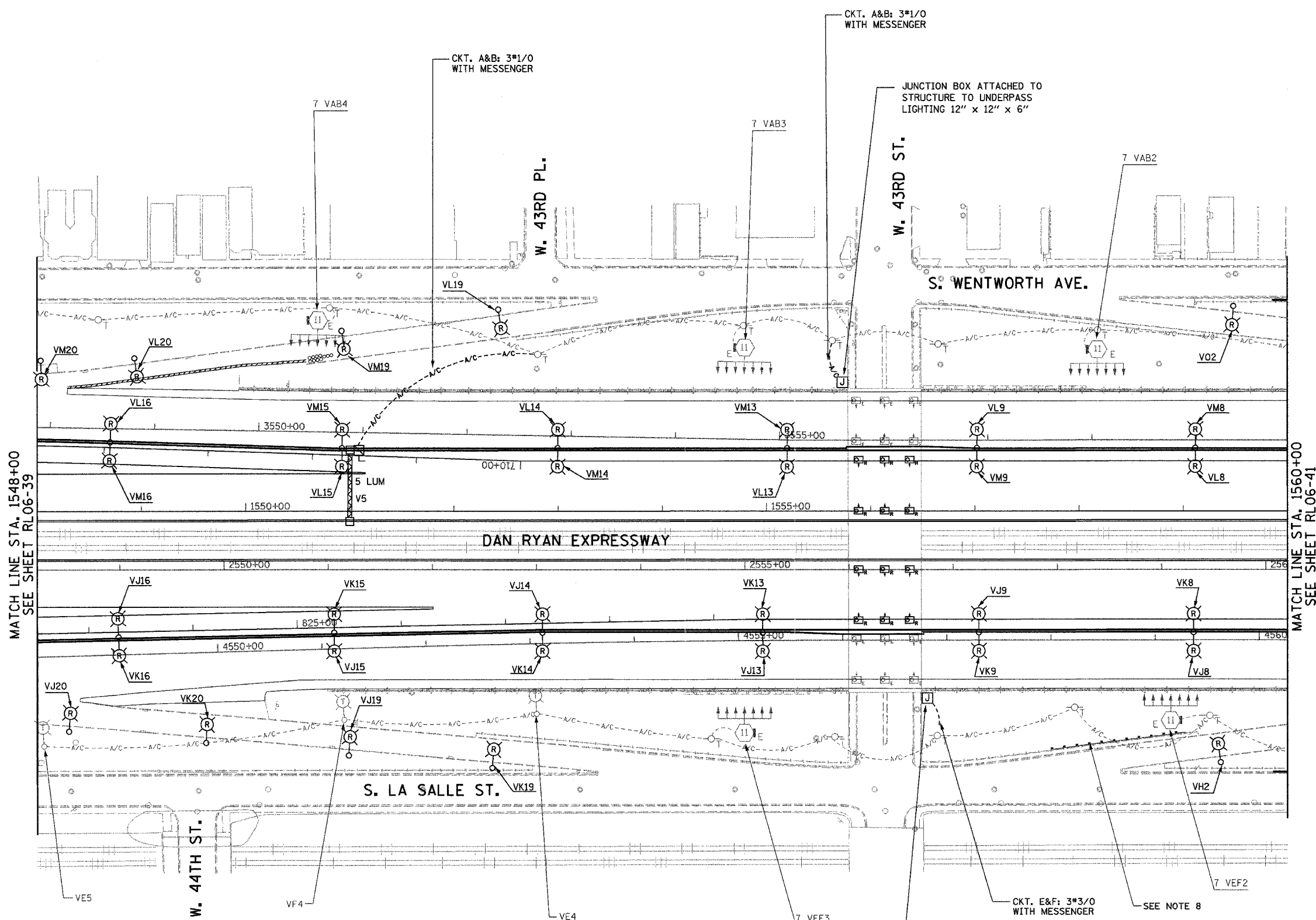



F.A.I. RTE.	SECTION	COUNTY	TOTAL SHEETS	SHEET NO.
94/90	2003-0311	COOK	976	201
STA. 1548+00	TO STA. 1560+00			
FED. ROAD DIST. NO.	ILLINOIS FED. AID PROJECT			
62583				



- NOTES:**
- SEE DRAWINGS ME-01 AND ME-02 FOR ELECTRICAL SYMBOLS AND ABBREVIATIONS.
 - UNLESS NOTED OTHERWISE, ALL ITEMS AND WORK SHOWN IN HEAVY LINE WEIGHT ON THIS DRAWING ARE PROPOSED NEW ITEMS AND WORK.
 - TEMPORARY LIGHTING SHALL BE LIVENED AND OPERATIONAL FOR 2006.
 - RAMP LIGHTING SHALL BE REMOVED WHEN RAMP ARE CLOSED.
 - A TEMPORARY CONNECTION SHALL BE PROVIDED TO MAINTAIN THE EXISTING UNDERPASS LIGHTING OVER THE LOCAL LANES AND THE PROPOSED UNDERPASS LIGHTING UNDER THE EXPRESS LANES.
 - ALL JUNCTION BOXES MOUNTED ON OVERPASS STRUCTURES SHALL BE INSTALLED AS SHOWN ON DRAWING ME-06, UNLESS NOTED OTHERWISE.
 - DUE TO CHANGES IN SLOPE AND EXCAVATION DURING CONTRACTS 62301 AND 62303, THE CONTRACTOR MAY BE REQUIRED TO REMOVE AND REPLACE TEMPORARY LIGHTING UNITS. THE COST SHALL BE INCLUDED WITH THE ITEM TEMPORARY WOOD POLE 90FT., CLASS 3, 15FT. MAST ARM.
 - GUARDRAIL SHALL REMAIN UNTIL RAMP WORK COMPLETED.

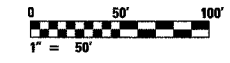
MATCH LINE STA. 1548+00
SEE SHEET RL06-39

MATCH LINE STA. 1560+00
SEE SHEET RL06-41

RL06-40



KAM ENGINEERING, INC.
CONSULTING ENGINEERS
707A Davis Road, Suite 205
Elgin, Illinois 60123-1369



REVISIONS	
NAME	DATE

ILLINOIS DEPARTMENT OF TRANSPORTATION
F.A.I. 94/90 (DAN RYAN EXPRESSWAY)
31st STREET TO I-57

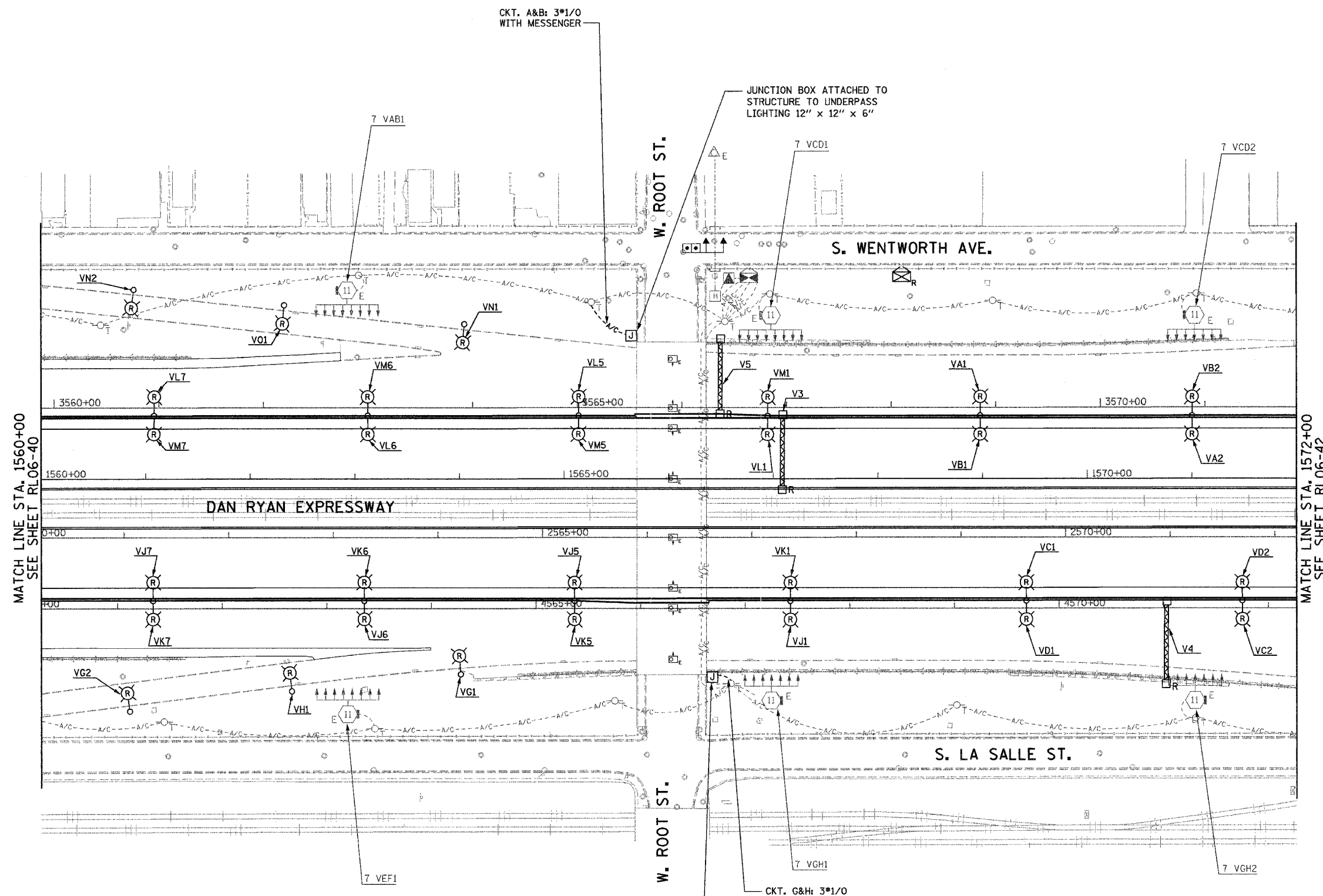
**ROADWAY LIGHTING PLANS
PROPOSED IMPROVEMENTS 2006**

SCALE: 1"=50'
DATE: OCTOBER 29, 2004
DRAWN BY: BL
CHECKED BY: SM

01/24/2005 04:42 PM

F.A.I. RTE.	SECTION	COUNTY	TOTAL SHEETS	SHEET NO.
94/90	2003-0311	COOK	976	202
STA. 1560+00	TO STA. 1572+00			
FED. ROAD DIST. NO.	ILLINOIS	FED. AID PROJECT		

62583



NOTES:

1. SEE DRAWINGS ME-01 AND ME-02 FOR ELECTRICAL SYMBOLS AND ABBREVIATIONS.
2. UNLESS NOTED OTHERWISE, ALL ITEMS AND WORK SHOWN IN HEAVY LINE WEIGHT ON THIS DRAWING ARE PROPOSED NEW ITEMS AND WORK.
3. TEMPORARY LIGHTING SHALL BE LIVENED AND OPERATIONAL FOR 2006.
4. RAMP LIGHTING SHALL BE REMOVED WHEN TEMPORARY LIGHTING IS OPERATIONAL.
5. A TEMPORARY CONNECTION SHALL BE PROVIDED TO MAINTAIN THE EXISTING UNDERPASS LIGHTING.
6. ALL JUNCTION BOXES MOUNTED ON OVERPASS STRUCTURES SHALL BE INSTALLED AS SHOWN ON DRAWING ME-06, UNLESS NOTED OTHERWISE.

MATCH LINE STA. 1560+00
SEE SHEET RL06-40

MATCH LINE STA. 1572+00
SEE SHEET RL06-42

RL06-41

KAM ENGINEERING, INC.
CONSULTING ENGINEERS
707A Davis Road, Suite 205
Elgin, Illinois 60123-1369



REVISIONS	
NAME	DATE

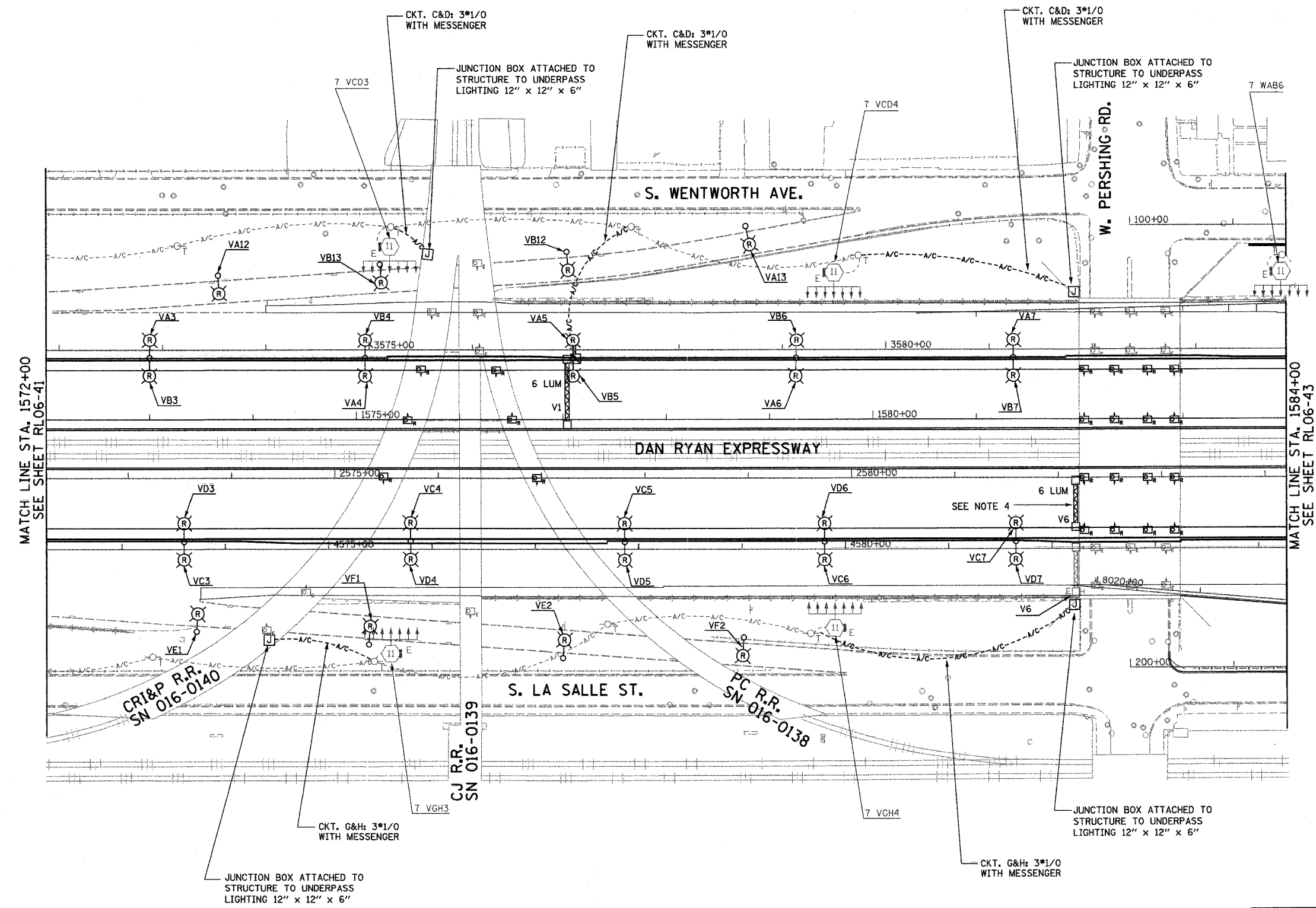
ILLINOIS DEPARTMENT OF TRANSPORTATION
F.A.I. 94/90 (DAN RYAN EXPRESSWAY)
31st STREET TO I-57

**ROADWAY LIGHTING PLANS
PROPOSED IMPROVEMENTS 2006**

SCALE: 1"=50'
DATE: OCTOBER 29, 2004
DRAWN BY: BL
CHECKED BY: SM

02/24/05 PM 11/23/2004

F.A.I. RTE.	SECTION	COUNTY	TOTAL SHEETS	SHEET NO.
94/90	2003-0311	COOK	976	203
STA. 1572+00		TO STA. 1584+00		
FED. ROAD DIST. NO.	ILLINOIS	FED. AID PROJECT		
62583				



MATCH LINE STA. 1572+00
SEE SHEET RL06-41

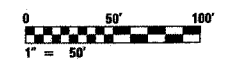
MATCH LINE STA. 1584+00
SEE SHEET RL06-43

CRI&P R.R.
SN 016-0140

CJ R.R.
SN 016-0139

PC R.R.
SN 016-0138

KAM ENGINEERING, INC.
CONSULTING ENGINEERS
707A Davis Road, Suite 205
Elgin, Illinois 60123-1369



REVISIONS	
NAME	DATE

ILLINOIS DEPARTMENT OF TRANSPORTATION
F.A.I. 94/90 (DAN RYAN EXPRESSWAY)
31st STREET TO I-57

**ROADWAY LIGHTING PLANS
PROPOSED IMPROVEMENTS 2006**

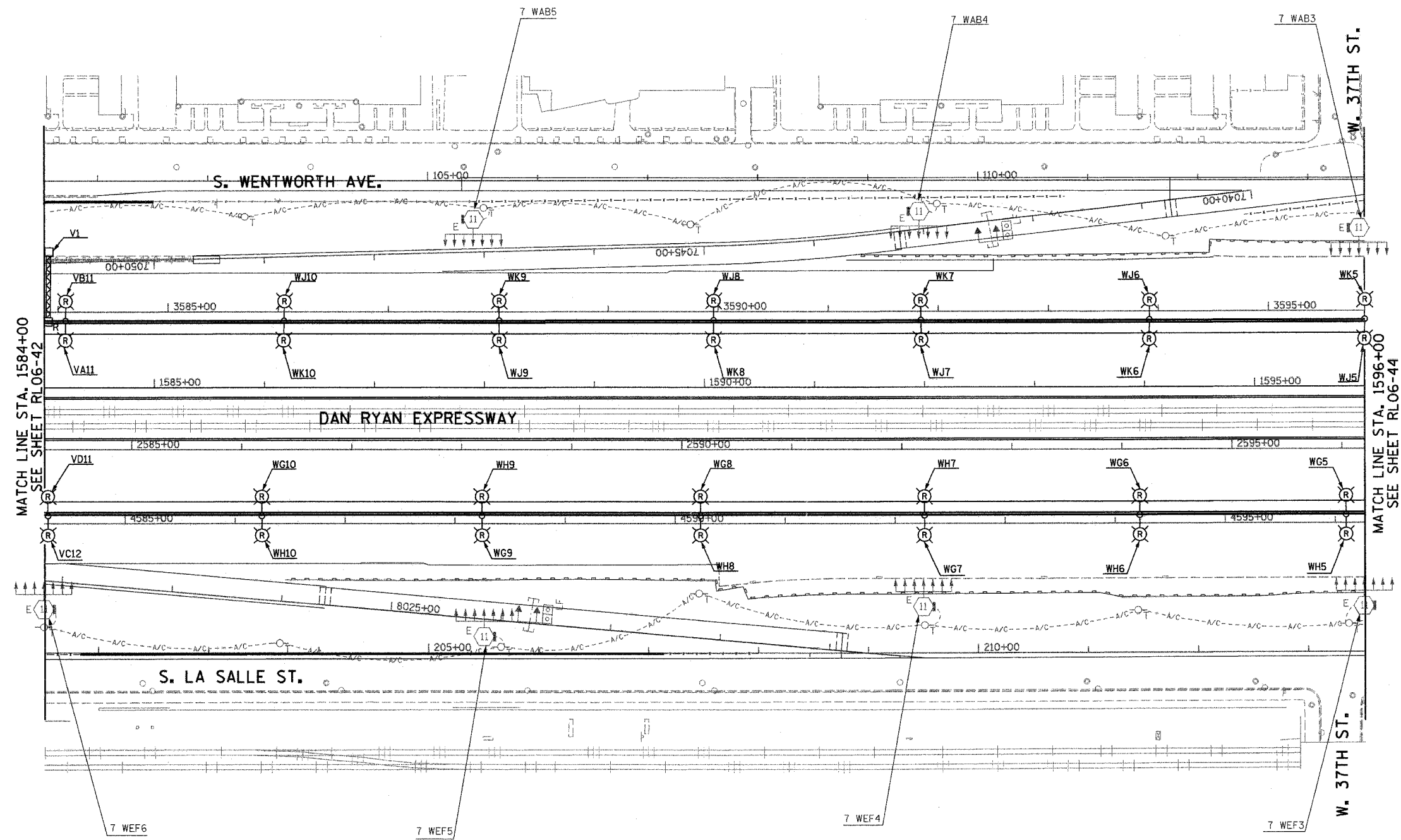

SCALE: 1"=50'
DATE: OCTOBER 29, 2004

DRAWN BY: BL
CHECKED BY: SM

RL06-42

01/15/2004 10:21:01 AM

F.A.I. RTE.	SECTION	COUNTY	TOTAL SHEETS	SHEET NO.
94/90	2003-03II	COOK	976	204
STA. 1584+00		TO STA. 1596+00		
FED. ROAD DIST. NO.	ILLINOIS	FED. AID PROJECT		
62583				



- NOTES:**
- SEE DRAWINGS ME-01 AND ME-02 FOR ELECTRICAL SYMBOLS AND ABBREVIATIONS.
 - UNLESS NOTED OTHERWISE, ALL ITEMS AND WORK SHOWN IN HEAVY LINE WEIGHT ON THIS DRAWING ARE PROPOSED NEW ITEMS AND WORK.

MATCH LINE STA. 1584+00
SEE SHEET RLO6-42

MATCH LINE STA. 1596+00
SEE SHEET RLO6-44

RLO6-43

KAM ENGINEERING, INC.
CONSULTING ENGINEERS
707A Davis Road, Suite 205
Elgin, Illinois 60123-1369



REVISIONS	
NAME	DATE

ILLINOIS DEPARTMENT OF TRANSPORTATION
F.A.I. 94/90 (DAN RYAN EXPRESSWAY)
31st STREET TO I-57

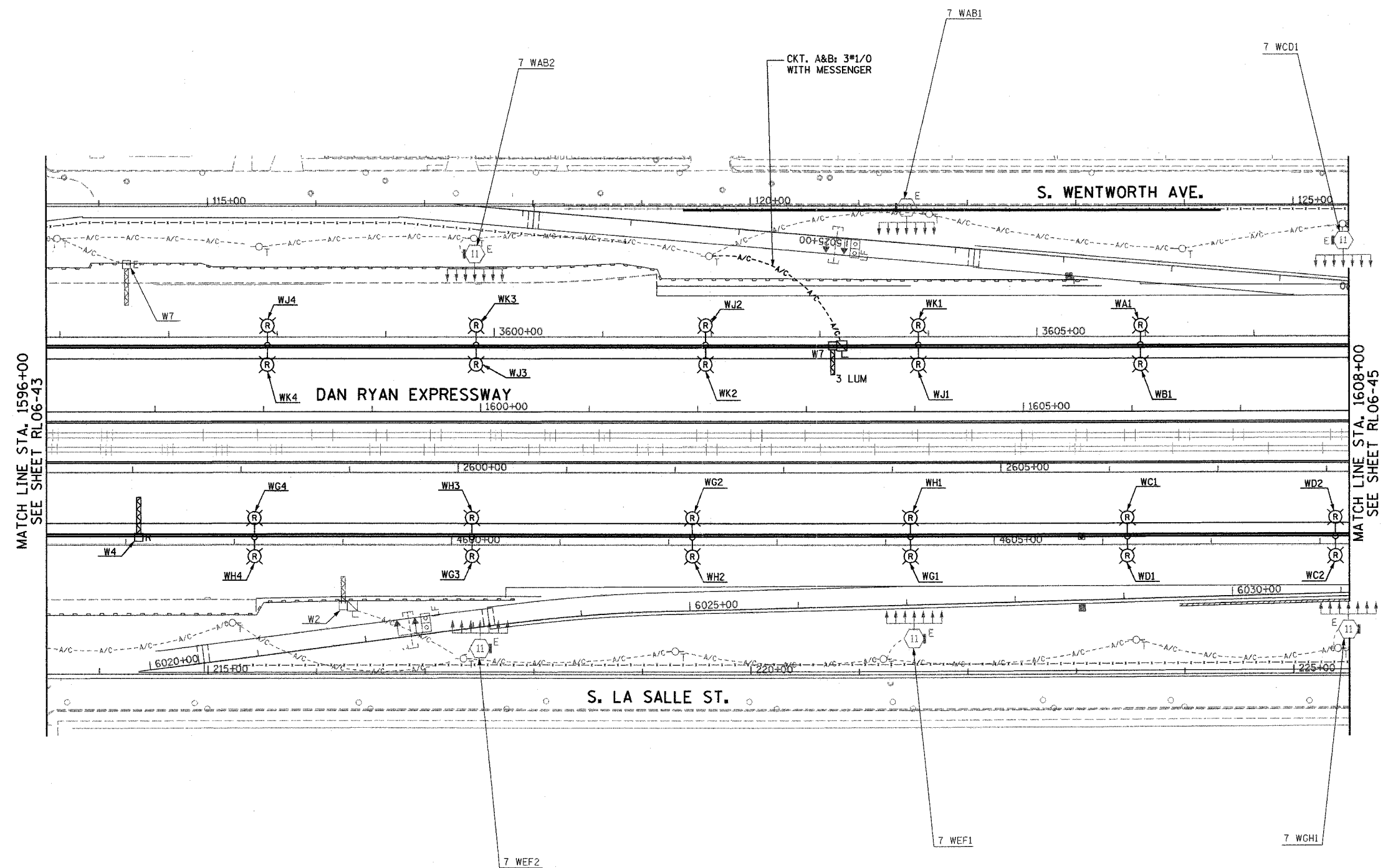
**ROADWAY LIGHTING PLANS
PROPOSED IMPROVEMENTS 2006**

SCALE: 1"=50' DRAWN BY: BL
DATE: OCTOBER 29, 2004 CHECKED BY: SM

10/26/2004 09:28:05 PM

F.A.I. RTE.	SECTION	COUNTY	TOTAL SHEETS	SHEET NO.
94/90	2003-0311	COOK	976	206
STA. 1596+00		TO STA. 1608+00		
FED. ROAD DIST. NO.	ILLINOIS	FED. AID PROJECT		

62583




- NOTES:**
- SEE DRAWINGS ME-01 AND ME-02 FOR ELECTRICAL SYMBOLS AND ABBREVIATIONS.
 - UNLESS NOTED OTHERWISE, ALL ITEMS AND WORK SHOWN IN HEAVY LINE WEIGHT ON THIS DRAWING ARE PROPOSED NEW ITEMS AND WORK.

MATCH LINE STA. 1596+00
SEE SHEET RL06-43

MATCH LINE STA. 1608+00
SEE SHEET RL06-45

RL06-44

K&E KAM ENGINEERING, INC.
CONSULTING ENGINEERS
707A Davis Road, Suite 205
Elgin, Illinois 60123-1369



REVISIONS	
NAME	DATE

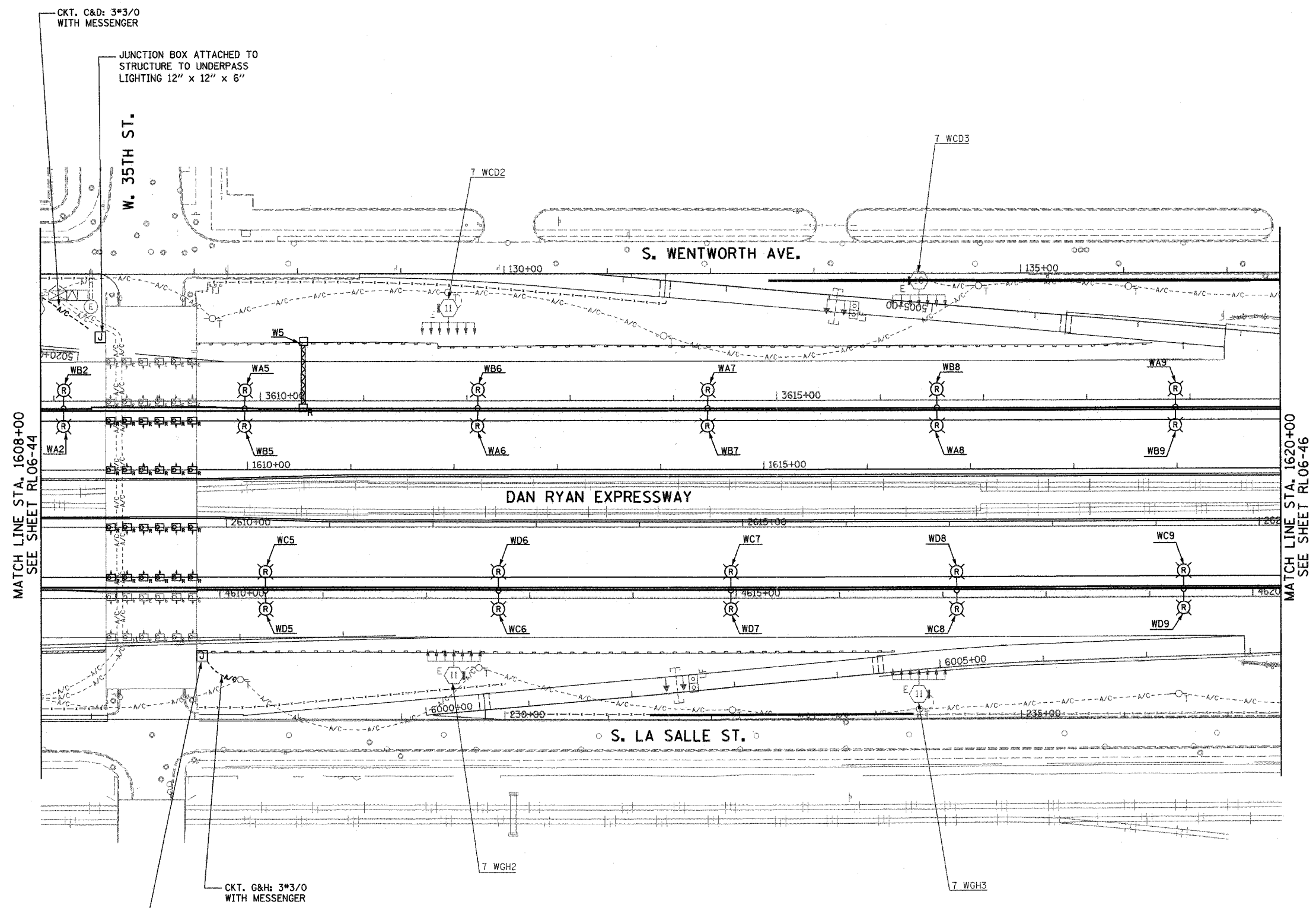

ILLINOIS DEPARTMENT OF TRANSPORTATION
F.A.I. 94/90 (DAN RYAN EXPRESSWAY)
31st STREET TO I-57

**ROADWAY LIGHTING PLANS
PROPOSED IMPROVEMENTS 2006**

SCALE: 1"=50' DRAWN BY: BL
DATE: OCTOBER 29, 2004 CHECKED BY: SM

10/25/2004 01:59:13 PM

F.A.I. RTE.	SECTION	COUNTY	TOTAL SHEETS	SHEET NO.
94/90	2003-0311	COOK	976	206
STA. 1608+00		TO STA. 1620+00		
FED. ROAD DIST. NO.	ILLINOIS	FED. AID PROJECT		
62583				




- NOTES:**
- SEE DRAWINGS ME-01 AND ME-02 FOR ELECTRICAL SYMBOLS AND ABBREVIATIONS.
 - UNLESS NOTED OTHERWISE, ALL ITEMS AND WORK SHOWN IN HEAVY LINE WEIGHT ON THIS DRAWING ARE PROPOSED NEW ITEMS AND WORK.
 - A TEMPORARY CONNECTION SHALL BE PROVIDED TO MAINTAIN THE EXISTING UNDERPASS LIGHTING OVER THE LOCAL LANES AND THE PROPOSED UNDERPASS LIGHTING UNDER THE EXPRESS LANES.
 - ALL JUNCTION BOXES MOUNTED ON OVERPASS STRUCTURES SHALL BE INSTALLED AS SHOWN ON DRAWING ME-06, UNLESS NOTED OTHERWISE.

MATCH LINE STA. 1608+00
SEE SHEET RL06-44

MATCH LINE STA. 1620+00
SEE SHEET RL06-46

RL06-45

K&E KAM ENGINEERING, INC.
CONSULTING ENGINEERS
707A Davis Road, Suite 205
Eglin, Illinois 60123-1569



REVISIONS	
NAME	DATE

ILLINOIS DEPARTMENT OF TRANSPORTATION
F.A.I. 94/90 (DAN RYAN EXPRESSWAY)
31st STREET TO I-57

**ROADWAY LIGHTING PLANS
PROPOSED IMPROVEMENTS 2006**

SCALE: 1"=50' DRAWN BY: BL
DATE: OCTOBER 29, 2004 CHECKED BY: SM

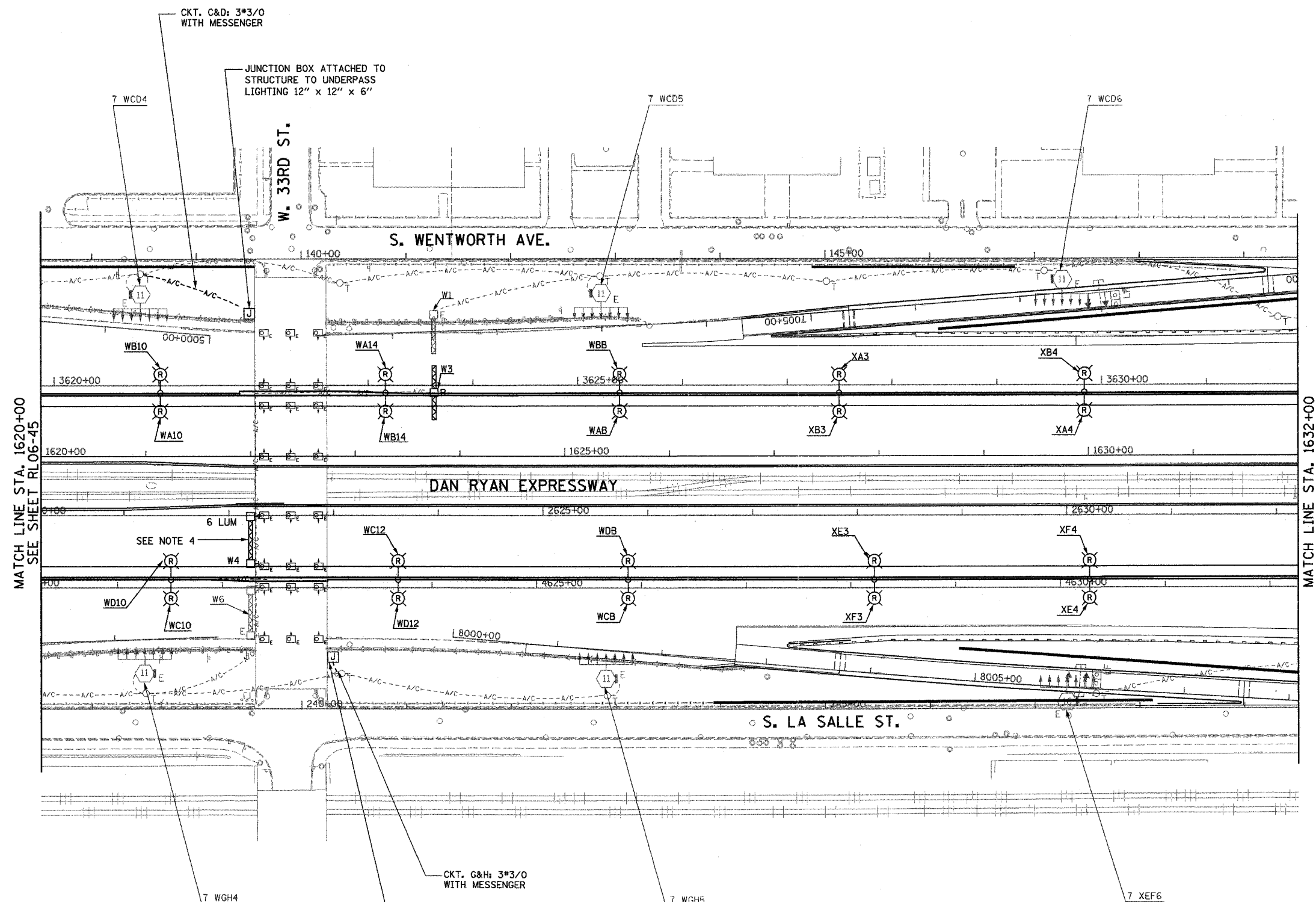
01/15/2004 01:46:24 PM

F.A.I. RTE.	SECTION	COUNTY	TOTAL SHEETS	SHEET NO.
94/90	2003-0311	COOK	976	207
STA. 1620+00	TO STA. 1632+00			
FED. ROAD DIST. NO.	ILLINOIS	FED. AID PROJECT		
62583				



NOTES:

- SEE DRAWINGS ME-01 AND ME-02 FOR ELECTRICAL SYMBOLS AND ABBREVIATIONS.
- UNLESS NOTED OTHERWISE, ALL ITEMS AND WORK SHOWN IN HEAVY LINE WEIGHT ON THIS DRAWING ARE PROPOSED NEW ITEMS AND WORK.
- ALL JUNCTION BOXES MOUNTED ON OVERPASS STRUCTURES SHALL BE INSTALLED AS SHOWN ON DRAWING ME-06, UNLESS NOTED OTHERWISE.
- EXISTING SIGN SHALL BE REMOVED PRIOR TO INSTALLATION OF PROPOSED SIGN.



MATCH LINE STA. 1620+00
SEE SHEET RL06-45

MATCH LINE STA. 1632+00
SEE SHEET RL06-47

RL06-46

K&E KAM ENGINEERING, INC.
CONSULTING ENGINEERS
707A Davis Road, Suite 205
Elgin, Illinois 60123-1369



REVISIONS	
NAME	DATE

ILLINOIS DEPARTMENT OF TRANSPORTATION
F.A.I. 94/90 (DAN RYAN EXPRESSWAY)
31st STREET TO I-57

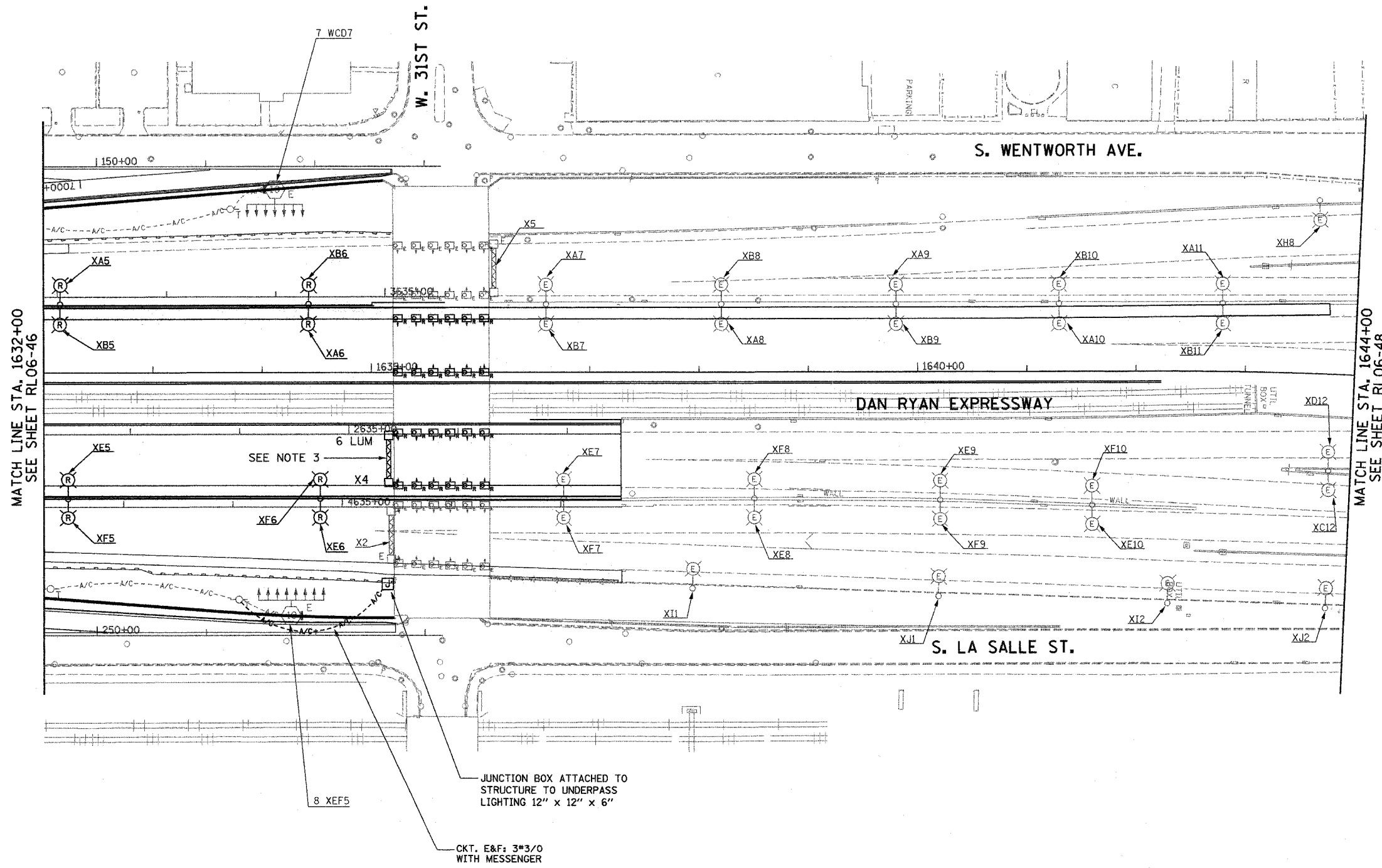
**ROADWAY LIGHTING PLANS
PROPOSED IMPROVEMENTS 2006**

SCALE: 1"=50'
DATE: OCTOBER 29, 2004

DRAWN BY: BL
CHECKED BY: SM

01/15/2004 01:55:54 PM

F.A.I. RTE.	SECTION	COUNTY	TOTAL SHEETS	SHEET NO.
94/90	2003-03II	COOK	976	2-08
STA. 1632+00		TO STA. 1644+00		
FED. ROAD DIST. NO.	ILLINOIS	FED. AID PROJECT		
62583				



- NOTES:**
- SEE DRAWINGS ME-01 AND ME-02 FOR ELECTRICAL SYMBOLS AND ABBREVIATIONS.
 - UNLESS NOTED OTHERWISE, ALL ITEMS AND WORK SHOWN IN HEAVY LINE WEIGHT ON THIS DRAWING ARE PROPOSED NEW ITEMS AND WORK.
 - EXISTING SIGN SHALL BE REMOVED PRIOR TO INSTALLATION OF PROPOSED SIGN.

MATCH LINE STA. 1632+00
SEE SHEET RL06-46

MATCH LINE STA. 1644+00
SEE SHEET RL06-48

K&E KAM ENGINEERING, INC.
CONSULTING ENGINEERS
707A Davis Road, Suite 205
Elgin, Illinois 60123-1369



REVISIONS	
NAME	DATE

ILLINOIS DEPARTMENT OF TRANSPORTATION
F.A.I. 94/90 (DAN RYAN EXPRESSWAY)
31st STREET TO I-57

**ROADWAY LIGHTING PLANS
PROPOSED IMPROVEMENTS 2006**

SCALE: 1"=50' DRAWN BY: BL
DATE: OCTOBER 29, 2004 CHECKED BY: SM

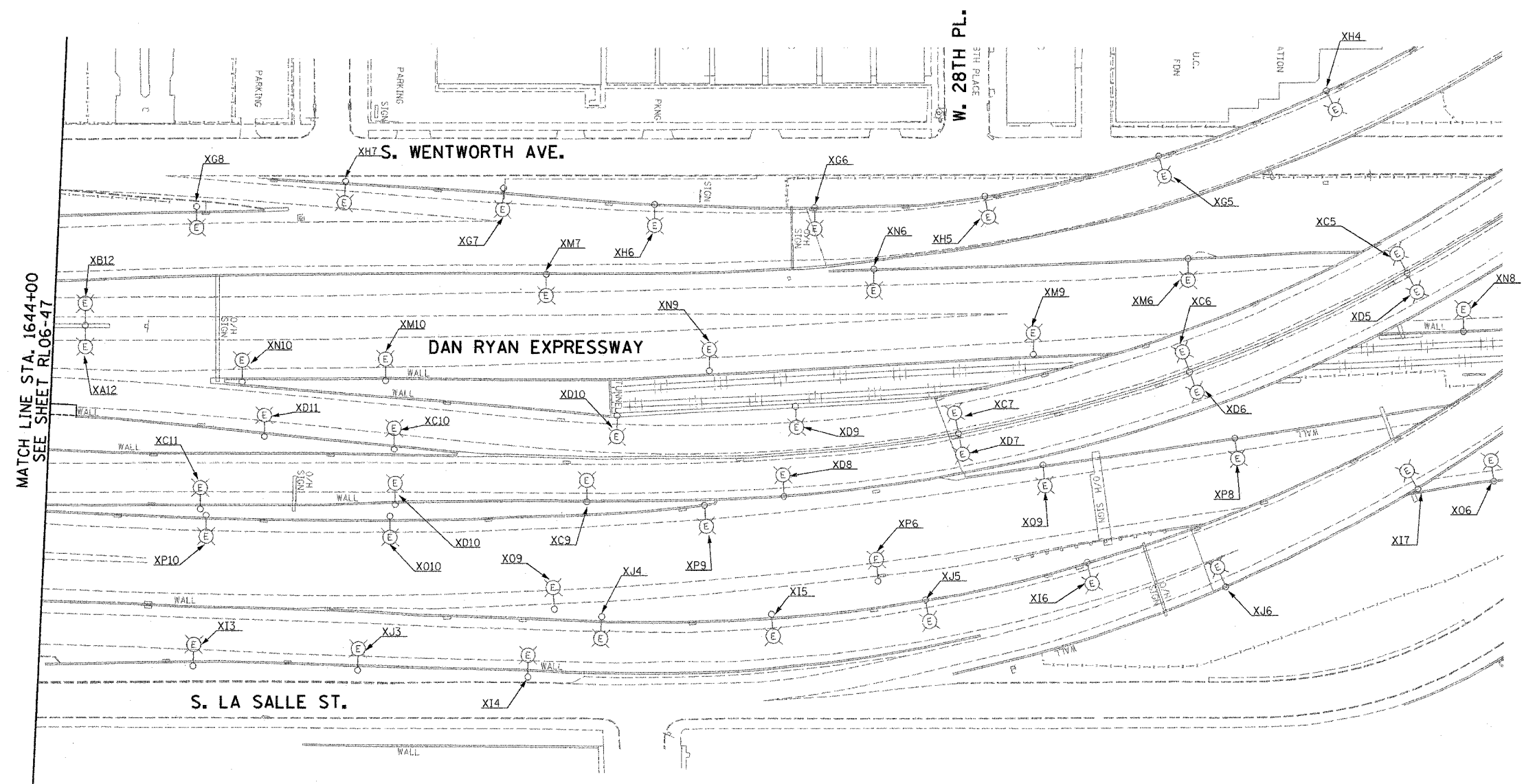
RL06-47

02/24/04 10/15/2004 02/24/04 10/15/2004 02/24/04 10/15/2004

F.A.I. RTE.	SECTION	COUNTY	TOTAL SHEETS	SHEET NO.
94/90	2003-031I	COOK	976	209
STA. 1644+00		TO STA.		
FED. ROAD DIST. NO.	ILLINOIS	FED. AID PROJECT		
62583				



NOTES:
SEE DRAWINGS ME-01 AND ME-02 FOR ELECTRICAL SYMBOLS AND ABBREVIATIONS.



MATCH LINE STA. 1644+00
SEE SHEET RL06-47

RL06-48

K&E KAM ENGINEERING, INC.
CONSULTING ENGINEERS
707A Davis Road, Suite 205
Elgin, Illinois 60123-1369



REVISIONS	
NAME	DATE

ILLINOIS DEPARTMENT OF TRANSPORTATION
F.A.I. 94/90 (DAN RYAN EXPRESSWAY)
31st STREET TO I-57

**ROADWAY LIGHTING PLANS
PROPOSED IMPROVEMENTS 2006**

SCALE: 1"=50'
DATE: OCTOBER 29, 2004
DRAWN BY: BL
CHECKED BY: SM

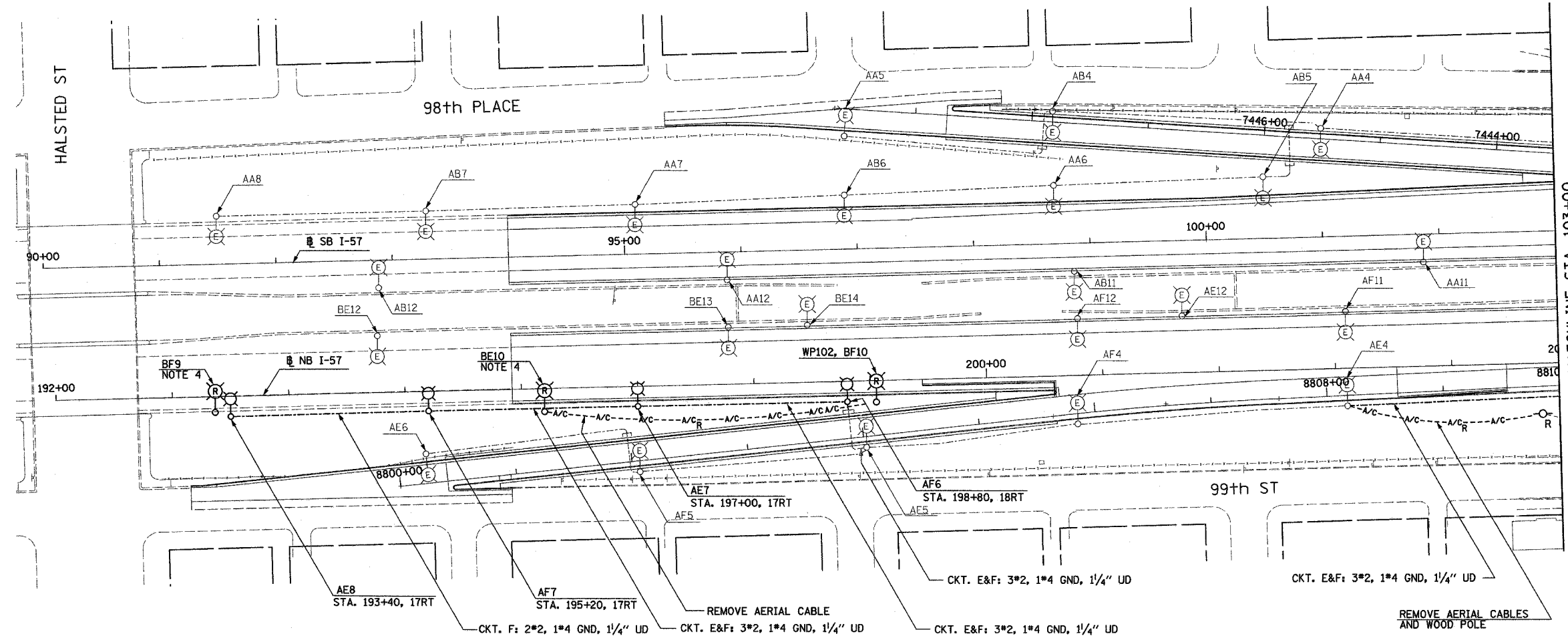
02/06/03 PM
10/15/2004

F.A.I. RTE.	SECTION	COUNTY	TOTAL SHEETS	SHEET NO.
90/94	2003-0311	COOK	976	210
STA.	TO STA.			
FED. ROAD DIST. NO.	ILLINOIS FED. AID PROJECT			

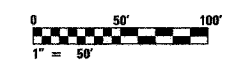
62583

NOTES:

- SEE DRAWINGS ME-01 AND ME-02 FOR ELECTRICAL SYMBOLS AND ABBREVIATIONS.
- UNLESS NOTED OTHERWISE, ALL ITEMS AND WORK SHOWN IN HEAVY LINE WEIGHT ON THIS DRAWING ARE PROPOSED NEW ITEMS OF WORK.
- THE EXISTING ROADWAY LIGHTING SYSTEM SHALL REMAIN IN OPERATION UNTIL THE PROPOSED ROADWAY LIGHTING SYSTEM HAS BEEN INSTALLED, ENERGIZED, TESTED, AND ACCEPTED BY THE ENGINEER, UNLESS OTHERWISE DIRECTED BY THE ENGINEER.
- REMOVAL OF LIGHT POLE AND LUMINAIRE ARE PART OF THIS CONTRACT. FOUNDATION REMOVAL SHALL BE BY OTHERS.
- CONCRETE ENCASED DUCTBANK SHALL BE PROVIDED UNDER SEPARATE CONTRACT. UNIT DUCT SHALL BE PULLED THROUGH DUCTBANK TO LIGHTING POLES IN CONTINUOUS LENGTHS WITHOUT SPLICES. REFER TO SHEET ME-11 FOR DUCTBANK DEPTH UNDER PAVEMENT.
- RELABEL CONVENTIONAL LIGHT POLES LOCATED IN MEDIAN AS NOTED ON PLANS.



MATCHLINE STA. 103+00
SEE SHEET RL07-02



RL07-01

REVISIONS	
NAME	DATE

ILLINOIS DEPARTMENT OF TRANSPORTATION
 F.A.I. 90/94 (DAN RYAN EXPRESSWAY)
 31st STREET TO I-57
 ROADWAY LIGHTING PLANS
 PROPOSED IMPROVEMENTS 2007
 SCALE: 1"=50'
 DATE: OCTOBER 29, 2004
 DRAWN BY: VG
 CHECKED BY: TM

SINGH 300 W. ADAMS ST.
 CHICAGO, IL 60606
 SINGH & ASSOCIATES, INC.
 CONSULTING ENGINEERS

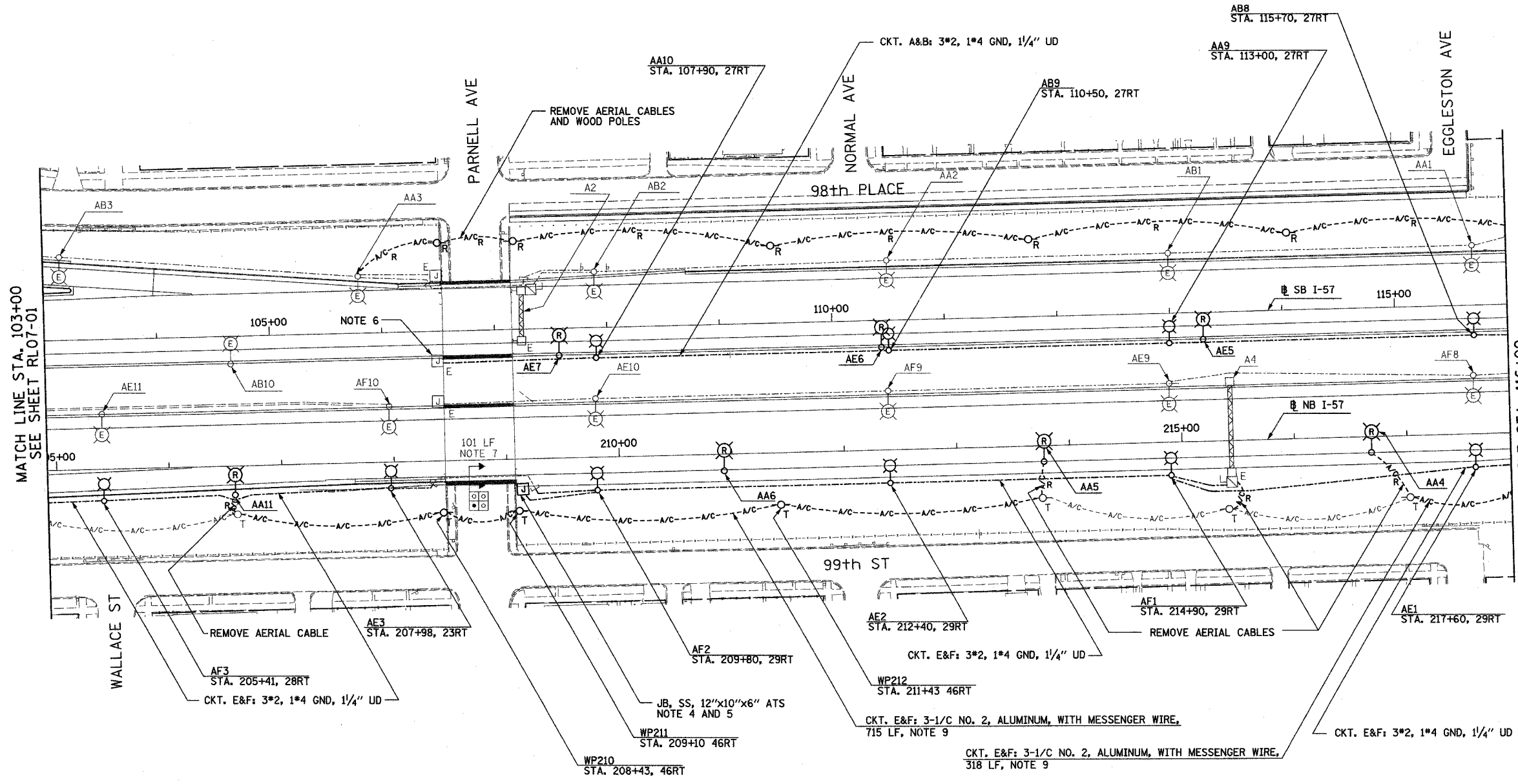
10/14/2004 9:45:53 AM

F.A.I. RTE.	SECTION	COUNTY	TOTAL SHEETS	SHEET NO.
90/94	2003-03II	COOK	976	211
STA. 103+00		TO STA. 116+00		
FED. ROAD DIST. NO.	ILLINOIS	FED. AID PROJECT		

62583

NOTES:

- SEE DRAWINGS ME-01 AND ME-02 FOR ELECTRICAL SYMBOLS AND ABBREVIATIONS.
- UNLESS NOTED OTHERWISE, ALL ITEMS AND WORK SHOWN IN HEAVY LINE WEIGHT ON THIS DRAWING ARE PROPOSED NEW ITEMS OF WORK.
- THE EXISTING ROADWAY LIGHTING SYSTEM SHALL REMAIN IN OPERATION UNTIL THE PROPOSED ROADWAY LIGHTING SYSTEM HAS BEEN INSTALLED, ENERGIZED, TESTED, AND ACCEPTED BY THE ENGINEER, UNLESS OTHERWISE DIRECTED BY THE ENGINEER.
- SEE DRAWING UL-01 FOR PARNELL AVENUE UNDERPASS LIGHTING PLANS.
- ALL JUNCTION BOXES MOUNTED ON OVERPASS STRUCTURES SHALL BE INSTALLED AS SHOWN ON DRAWING ME-06, UNLESS OTHERWISE NOTED.
- SPLICE EXISTING MEDIAN LIGHTING TO LIGHTING CONTROLLER A, CIRCUIT A&B AT JUNCTION BOX.
- CONCRETE ENCASED DUCTBANK SHALL BE PROVIDED UNDER SEPARATE CONTRACT. UNIT DUCT SHALL BE PULLED THROUGH DUCTBANK TO LIGHT POLES IN CONTINUOUS LENGTHS WITHOUT SPLICES. REFER TO SHEET ME-11 FOR DUCTBANK DEPTH UNDER PAVEMENT.
- RELABEL EXISTING LIGHTING POLES LOCATED IN MEDIAN AS NOTED ON PLANS. COST TO RELABEL POLES SHALL BE CONSIDERED INCIDENTAL.
- AERIAL CABLE AND TEMPORARY WOOD POLES SHALL BE INSTALLED TO ALLOW HALSTED RAMP TO REMAIN OPEN DURING MAINLINE CONSTRUCTION. AERIAL CABLE AND WOOD POLES SHALL BE REMOVED AFTER PROPOSED LIGHTING IS INSTALLED, ENERGIZED AND ACCEPTED BY ENGINEER.



RL07-02

REVISIONS	
NAME	DATE

ILLINOIS DEPARTMENT OF TRANSPORTATION
 F.A.I. 90/94 (DAN RYAN EXPRESSWAY)
 31st STREET TO I-57
 ROADWAY LIGHTING PLANS
 PROPOSED IMPROVEMENTS 2007
 SCALE: 1"=50'
 DATE: OCTOBER 29, 2004
 DRAWN BY: VG
 CHECKED BY: TM

SINGH
 SINGH & ASSOCIATES, INC.
 CONSULTING ENGINEERS
 300 W. ADAMS ST.
 CHICAGO, IL 60606
 TEL: (312) 629-0240
 FAX: (312) 629-8449

10/27/2004 12:21:44 PM

F.A.I. RTE.	SECTION	COUNTY	TOTAL SHEETS	SHEET NO.
90/94	2003-0311	COOK	976	212
STA. 116+00		TO STA. 129+00		
FED. ROAD DIST. NO.	ILLINOIS	FED. AID PROJECT		

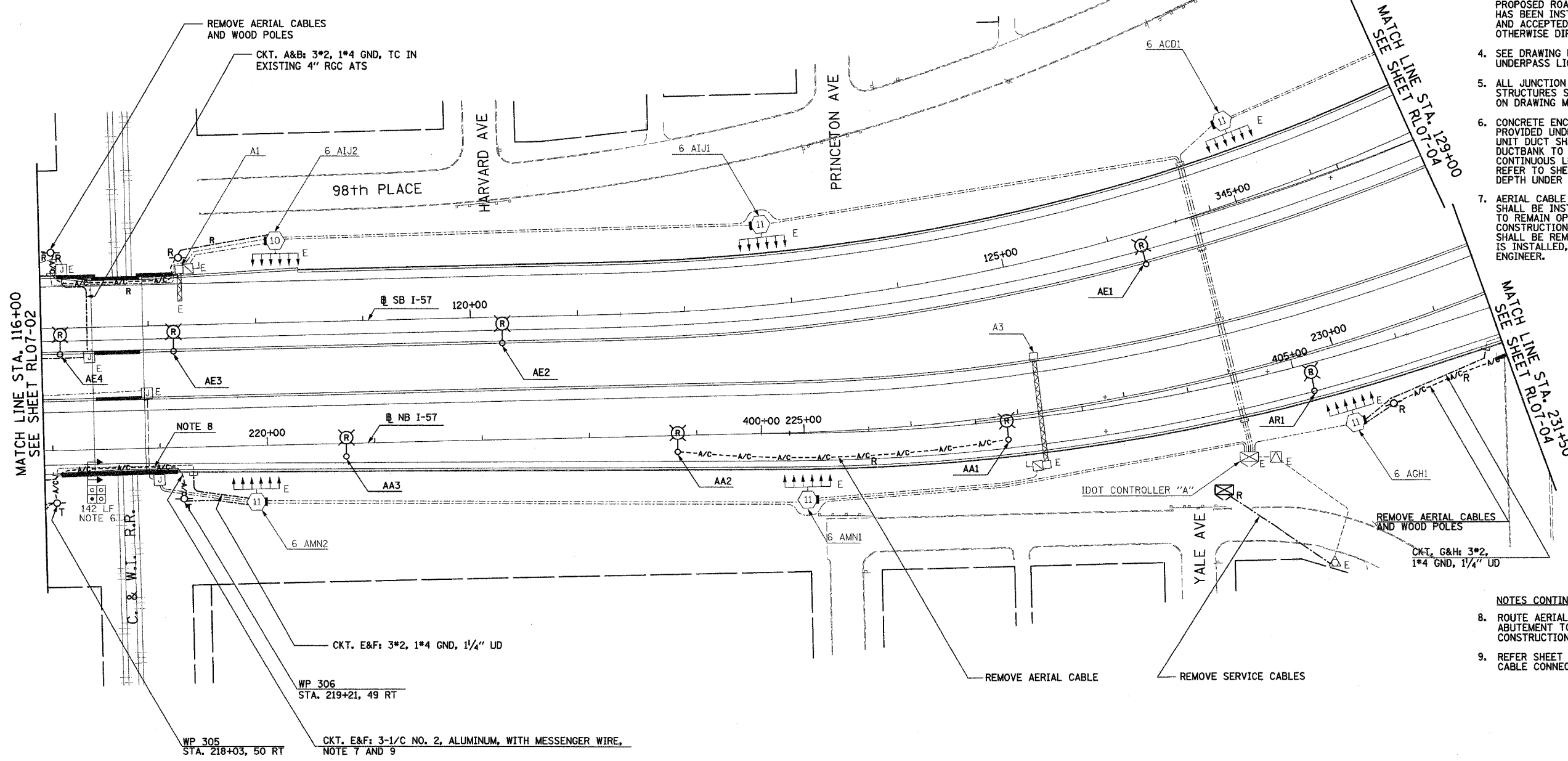
62583

NOTES:

- SEE DRAWINGS ME-01 AND ME-02 FOR ELECTRICAL SYMBOLS AND ABBREVIATIONS.
- UNLESS NOTED OTHERWISE, ALL ITEMS AND WORK SHOWN IN HEAVY LINE WEIGHT ON THIS DRAWING ARE PROPOSED NEW ITEMS OF WORK.
- THE EXISTING ROADWAY LIGHTING SYSTEM SHALL REMAIN IN OPERATION UNTIL THE PROPOSED ROADWAY LIGHTING SYSTEM HAS BEEN INSTALLED, ENERGIZED, TESTED, AND ACCEPTED BY THE ENGINEER, UNLESS OTHERWISE DIRECTED BY THE ENGINEER.
- SEE DRAWING UL-02 FOR C. & W.I. RAILROAD UNDERPASS LIGHTING PLANS.
- ALL JUNCTION BOXES MOUNTED ON OVERPASS STRUCTURES SHALL BE INSTALLED AS SHOWN ON DRAWING ME-06, UNLESS OTHERWISE NOTED.
- CONCRETE ENCASED DUCTBANK SHALL BE PROVIDED UNDER SEPARATE CONTRACT. UNIT DUCT SHALL BE PULLED THROUGH DUCTBANK TO HIGH MAST TOWERS IN CONTINUOUS LENGTHS WITHOUT SPLICES. REFER TO SHEET ME-11 FOR DUCTBANK DEPTH UNDER ROAD.
- AERIAL CABLE AND TEMPORARY WOOD POLES SHALL BE INSTALLED TO ALLOW HALSTED RAMP TO REMAIN OPEN DURING MAINLINE CONSTRUCTION. AERIAL CABLE AND WOOD POLES SHALL BE REMOVED AFTER PROPOSED LIGHTING IS INSTALLED, ENERGIZED AND ACCEPTED BY ENGINEER.

NOTES CONTINUED:

- ROUTE AERIAL CABLE ACROSS FACE OF BRIDGE ABUTMENT TO AVOID CONFLICT WITH PROPOSED CONSTRUCTION. SEE SHEET ME-25.
- REFER SHEET ME-16 FOR TEMPORARY AERIAL CABLE CONNECTION.



MATCH LINE STA. 116+00
SEE SHEET RL07-02

MATCH LINE STA. 129+00
SEE SHEET RL07-04

MATCH LINE STA. 231+50
SEE SHEET RL07-04

SINGH 300 W. ADAMS ST.
CHICAGO, IL 60606
TEL: (312) 629-0240
SINGH & ASSOCIATES, INC. FAX: (312) 629-8449
CONSULTING ENGINEERS

REVISIONS	
NAME	DATE

ILLINOIS DEPARTMENT OF TRANSPORTATION
F.A.I. 90/94 (DAN RYAN EXPRESSWAY)
31st STREET TO I-57

ROADWAY LIGHTING PLANS
PROPOSED IMPROVEMENTS 2007

SCALE: 1"=50'
DATE: OCTOBER 29, 2004
DRAWN BY: VG
CHECKED BY: TM

10/21/2004 12:21:52 PM

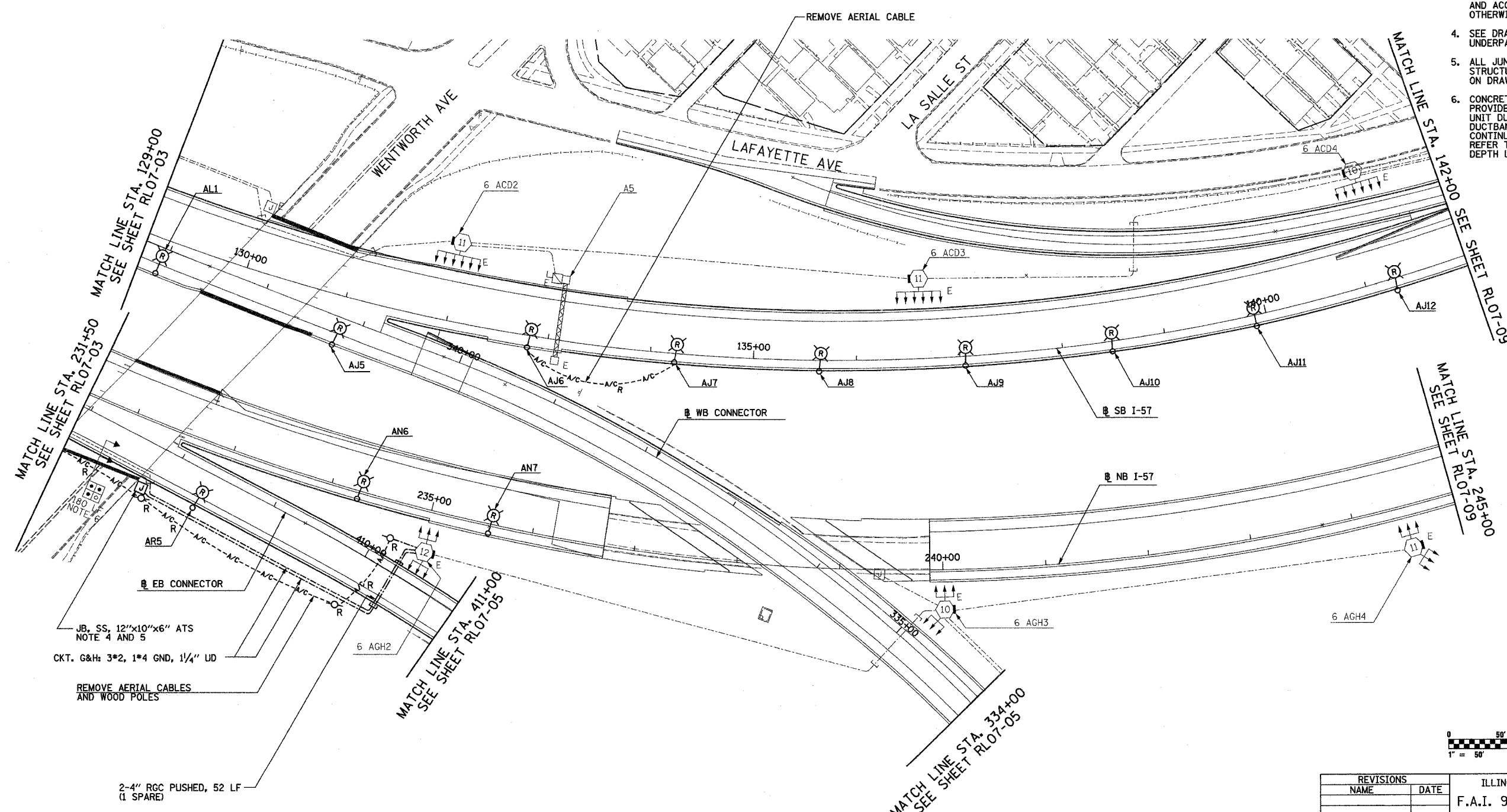
RL07-03

F.A.I. RTE.	SECTION	COUNTY	TOTAL SHEETS	SHEET NO.
90/94	2003-0311	COOK	976	213
STA. 129+00		TO STA. 142+00		
FED. ROAD DIST. NO.		ILLINOIS FED. AID PROJECT		

62583

NOTES:

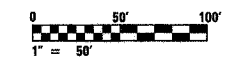
- SEE DRAWINGS ME-01 AND ME-02 FOR ELECTRICAL SYMBOLS AND ABBREVIATIONS.
- UNLESS NOTED OTHERWISE, ALL ITEMS AND WORK SHOWN IN HEAVY LINE WEIGHT ON THIS DRAWING ARE PROPOSED NEW ITEMS OF WORK.
- THE EXISTING ROADWAY LIGHTING SYSTEM SHALL REMAIN IN OPERATION UNTIL THE PROPOSED ROADWAY LIGHTING SYSTEM HAS BEEN INSTALLED, ENERGIZED, TESTED, AND ACCEPTED BY THE ENGINEER, UNLESS OTHERWISE DIRECTED BY THE ENGINEER.
- SEE DRAWING UL-03 FOR WENTWORTH AVENUE UNDERPASS LIGHTING PLANS.
- ALL JUNCTION BOXES MOUNTED ON OVERPASS STRUCTURES SHALL BE INSTALLED AS SHOWN ON DRAWING ME-06, UNLESS OTHERWISE NOTED.
- CONCRETE ENCASED DUCTBANK SHALL BE PROVIDED UNDER SEPARATE CONTRACT. UNIT DUCT SHALL BE PULLED THROUGH DUCTBANK TO HIGH MAST TOWERS IN CONTINUOUS LENGTHS WITHOUT SPLICES. REFER TO SHEET ME-11 FOR DUCTBANK DEPTH UNDER ROAD.



JB, SS, 12"x10"x6" ATS
NOTE 4 AND 5
CKT. G&H: 3*2, 1*4 GND, 1/4" LD

REMOVE AERIAL CABLES
AND WOOD POLES

2-4" RCC PUSHED, 52 LF
(1 SPARE)



RL07-04

SINGH
300 W. ADAMS ST.
CHICAGO, IL 60606
SINGH & ASSOCIATES, INC.
CONSULTING ENGINEERS
TEL: (312) 629-0240
FAX: (312) 629-8449

REVISIONS	
NAME	DATE

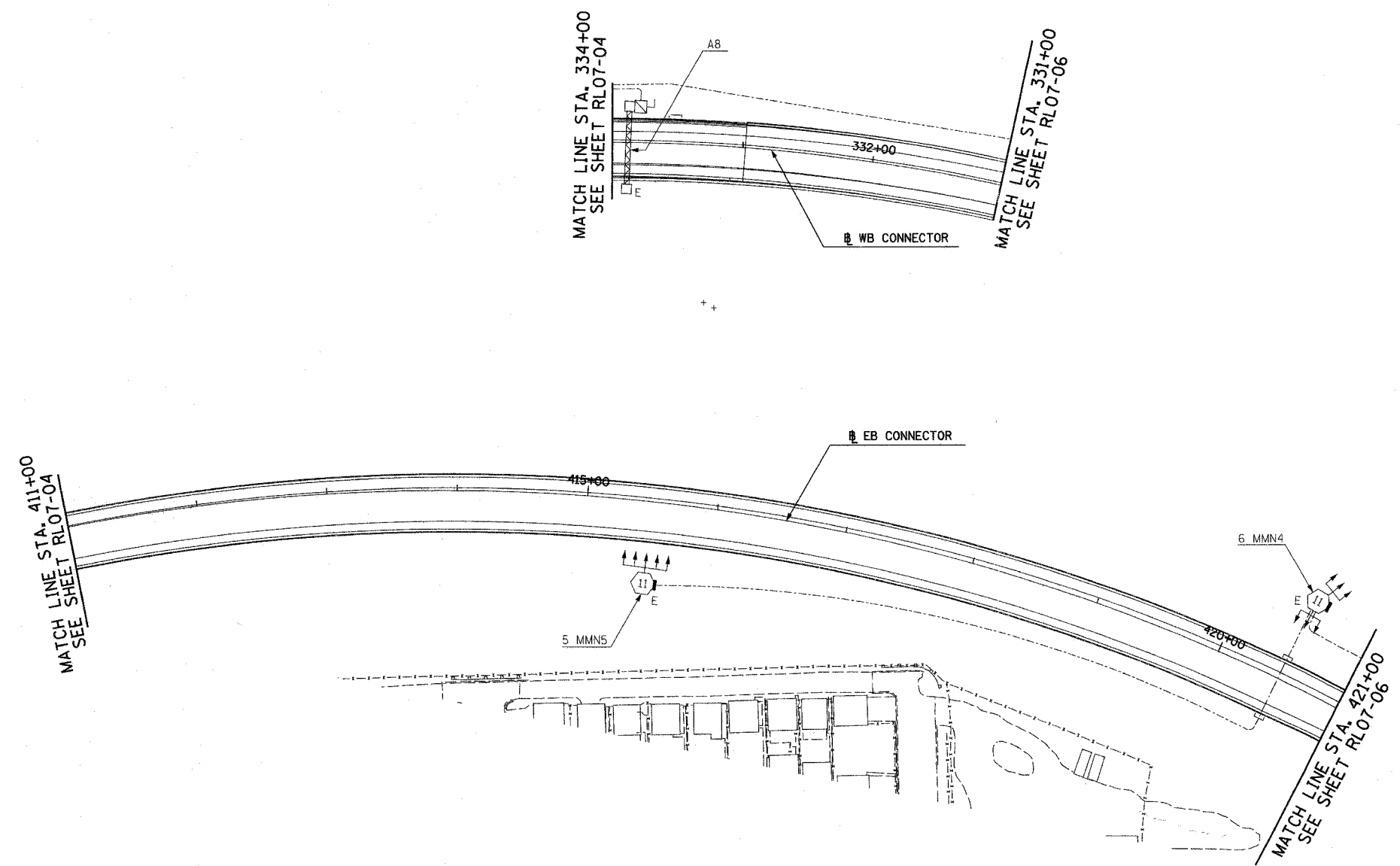
ILLINOIS DEPARTMENT OF TRANSPORTATION
F.A.I. 90/94 (DAN RYAN EXPRESSWAY)
31st STREET TO I-57
ROADWAY LIGHTING PLANS
PROPOSED IMPROVEMENTS 2007
SCALE: 1"=50'
DATE: OCTOBER 29, 2004
DRAWN BY: VG
CHECKED BY: TM

10/14/2004 1:17:50 PM


F.A.I. RTE.	SECTION	COUNTY	TOTAL SHEETS	SHEET NO.
90/94	2003-0311	COOK	976	214
STA. 411+00	TO STA. 421+00			
FED. ROAD DIST. NO.	ILLINOIS	FED. AID PROJECT	62583	



NOTES:
 1. SEE DRAWINGS ME-01 AND ME-02 FOR ELECTRICAL SYMBOLS AND ABBREVIATIONS.



NO ELECTRICAL WORK THIS SHEET
 FOR REFERENCE ONLY



RL07-05

REVISIONS	
NAME	DATE

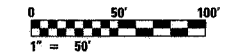
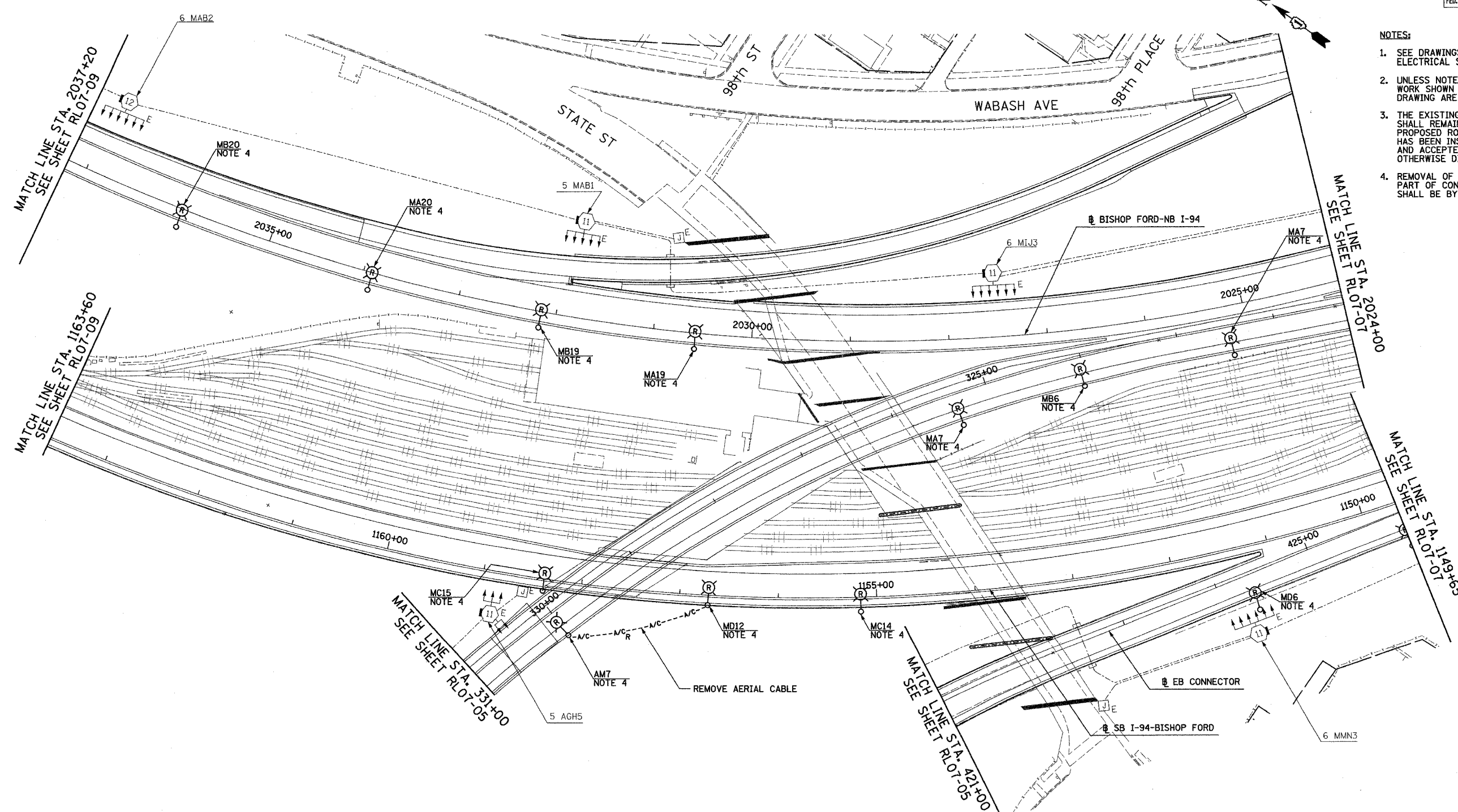
ILLINOIS DEPARTMENT OF TRANSPORTATION
 F.A.I. 90/94 (DAN RYAN EXPRESSWAY)
 31st STREET TO I-57
 ROADWAY LIGHTING PLANS
 PROPOSED IMPROVEMENTS 2007
 SCALE: 1"=50'
 DATE: OCTOBER 29, 2004
 DRAWN BY: VG
 CHECKED BY: TM

SINGH
 SINGH & ASSOCIATES, INC.
 CONSULTING ENGINEERS
 300 W. ADAMS ST.
 CHICAGO, IL 60606
 TEL: (312) 629-0240
 FAX: (312) 629-8449

10/14/2004 9:43:21 AM

F.A.I. RTE.	SECTION	COUNTY	TOTAL SHEETS	SHEET NO.
90/94	2003-03II	COOK	976	215
STA. 2037+20		TO STA. 2024+00		
FED. ROAD DIST. NO.	ILLINOIS	FED. AID PROJECT		
62583				

- NOTES:
- SEE DRAWINGS ME-01 AND ME-02 FOR ELECTRICAL SYMBOLS AND ABBREVIATIONS.
 - UNLESS NOTED OTHERWISE, ALL ITEMS AND WORK SHOWN IN HEAVY LINE WEIGHT ON THIS DRAWING ARE PROPOSED NEW ITEMS OF WORK.
 - THE EXISTING ROADWAY LIGHTING SYSTEM SHALL REMAIN IN OPERATION UNTIL THE PROPOSED ROADWAY LIGHTING SYSTEM HAS BEEN INSTALLED, ENERGIZED, TESTED, AND ACCEPTED BY THE ENGINEER, UNLESS OTHERWISE DIRECTED BY THE ENGINEER.
 - REMOVAL OF LIGHT POLE AND LUMINAIRE ARE PART OF CONTRACT 62583. FOUNDATION REMOVAL SHALL BE BY OTHERS.



RL07-06

REVISIONS	
NAME	DATE

ILLINOIS DEPARTMENT OF TRANSPORTATION
 F.A.I. 90/94 (DAN RYAN EXPRESSWAY)
 31st STREET TO I-57
 ROADWAY LIGHTING PLANS
 PROPOSED IMPROVEMENTS 2007

SCALE: 1"=50'
 DATE: OCTOBER 29, 2004
 DRAWN BY: VC
 CHECKED BY: TM

SINGH
 SINGH & ASSOCIATES, INC.
 CONSULTING ENGINEERS

300 W. ADAMS ST.
 CHICAGO, IL 60606
 TEL: (312) 629-0240
 FAX: (312) 629-8449

10/14/2004 9:43:28 AM

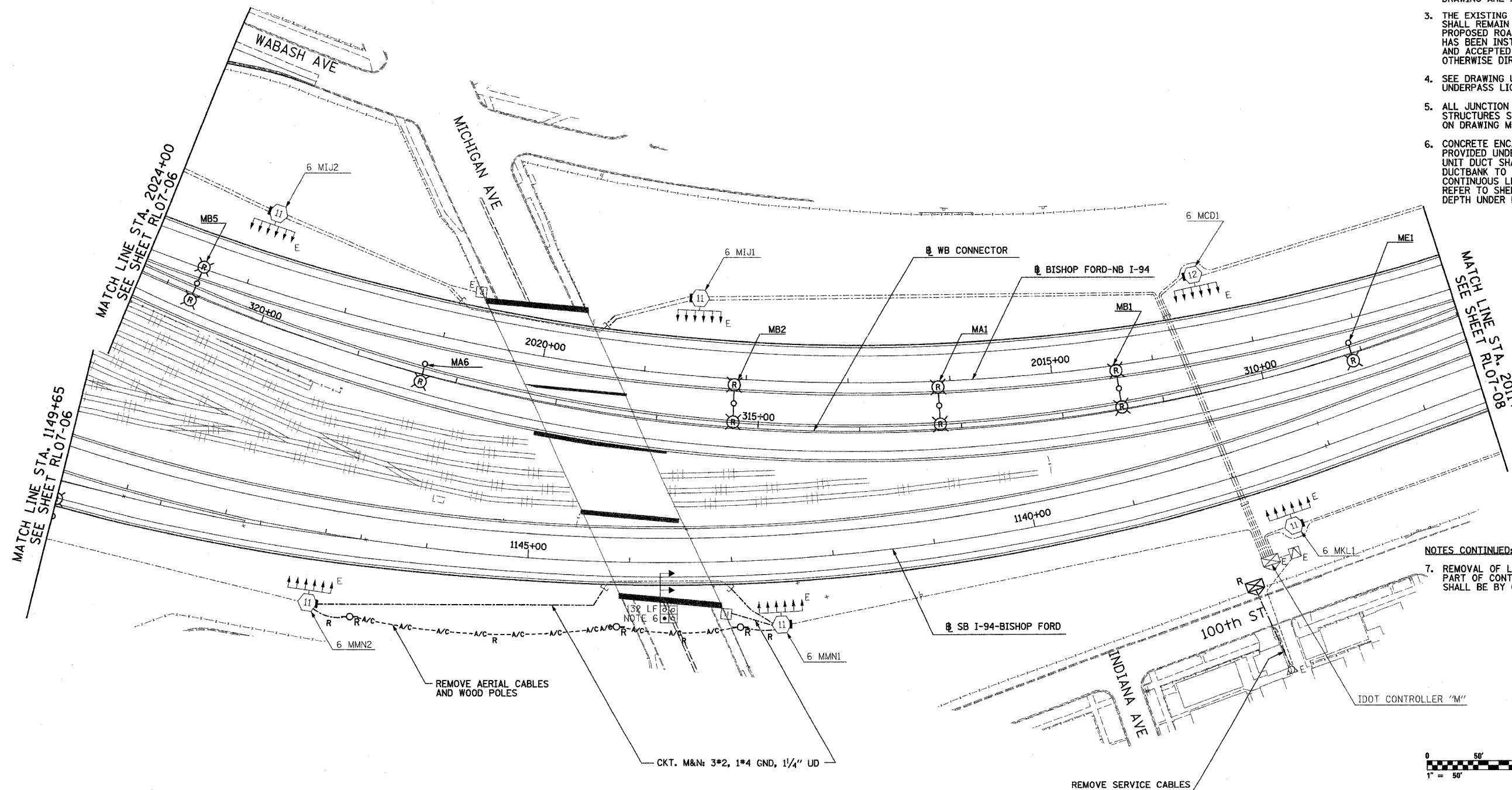
F.A.I. RTE.	SECTION	COUNTY	TOTAL SHEETS	SHEET NO.
90/94	2003-0311	COOK	976	216
STA. 2024+00		TO STA. 2011+00		
FED. ROAD DIST. NO.	ILLINOIS FED. AID PROJECT			

62583




NOTES:

1. SEE DRAWINGS ME-01 AND ME-02 FOR ELECTRICAL SYMBOLS AND ABBREVIATIONS.
2. UNLESS NOTED OTHERWISE, ALL ITEMS AND WORK SHOWN IN HEAVY LINE WEIGHT ON THIS DRAWING ARE PROPOSED NEW ITEMS OF WORK.
3. THE EXISTING ROADWAY LIGHTING SYSTEM SHALL REMAIN IN OPERATION UNTIL THE PROPOSED ROADWAY LIGHTING SYSTEM HAS BEEN INSTALLED, ENERGIZED, TESTED, AND ACCEPTED BY THE ENGINEER, UNLESS OTHERWISE DIRECTED BY THE ENGINEER.
4. SEE DRAWING UL-08 FOR MICHIGAN AVENUE UNDERPASS LIGHTING PLANS.
5. ALL JUNCTION BOXES MOUNTED ON OVERPASS STRUCTURES SHALL BE INSTALLED AS SHOWN ON DRAWING ME-06, UNLESS OTHERWISE NOTED.
6. CONCRETE ENCASED DUCTBANK SHALL BE PROVIDED UNDER SEPARATE CONTRACT. UNIT DUCT SHALL BE PULLED THROUGH DUCTBANK TO HIGH MAST TOWERS IN CONTINUOUS LENGTHS WITHOUT SPLICES. REFER TO SHEET ME-11 FOR DUCTBANK DEPTH UNDER ROAD.



NOTES CONTINUED:

7. REMOVAL OF LIGHT POLE AND LUMINAIRE ARE PART OF CONTRACT 62583. FOUNDATION REMOVAL SHALL BE BY OTHERS.



RL07-07

REVISIONS	
NAME	DATE

ILLINOIS DEPARTMENT OF TRANSPORTATION
F.A.I. 90/94 (DAN RYAN EXPRESSWAY)
31st STREET TO I-57

ROADWAY LIGHTING PLANS
PROPOSED IMPROVEMENTS 2007

SCALE: 1"=50'
DATE: OCTOBER 29, 2004

DRAWN BY: VG
CHECKED BY: TM

SINGH
300 W. ADAMS ST.
CHICAGO, IL 60606
SINGH & ASSOCIATES, INC. TEL: (312) 629-0240
CONSULTING ENGINEERS FAX: (312) 629-8449

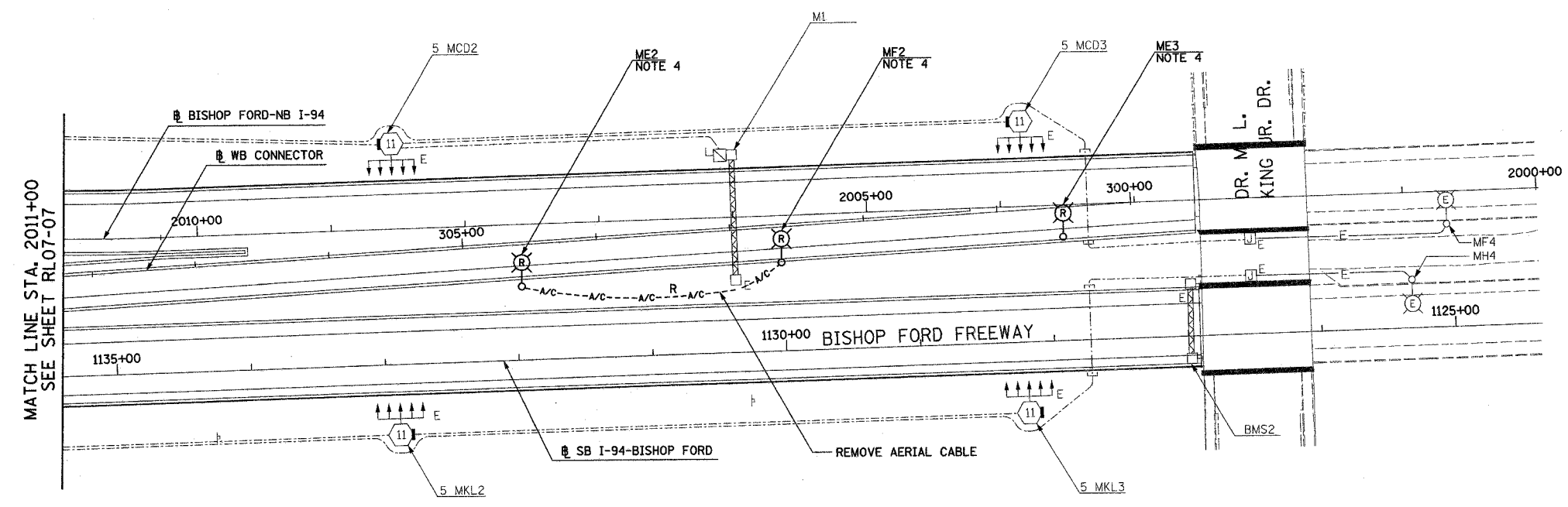
10/27/2004 12:22:02 PM

F.A.I. RTE.	SECTION	COUNTY	TOTAL SHEETS	SHEET NO.
90/94	2003-0311	COOK	976	217
STA. 2011+00		TO STA. 2000+00		
FED. ROAD DIST. NO.	ILLINOIS	FED. AID PROJECT		
62583				

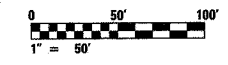


NOTES:

- SEE DRAWINGS ME-01 AND ME-02 FOR ELECTRICAL SYMBOLS AND ABBREVIATIONS.
- UNLESS NOTED OTHERWISE, ALL ITEMS AND WORK SHOWN IN HEAVY LINE WEIGHT ON THIS DRAWING ARE PROPOSED NEW ITEMS OF WORK
- THE EXISTING ROADWAY LIGHTING SYSTEM SHALL REMAIN IN OPERATION UNTIL THE PROPOSED ROADWAY LIGHTING SYSTEM HAS BEEN INSTALLED, ENERGIZED, TESTED, AND ACCEPTED BY THE ENGINEER, UNLESS OTHERWISE DIRECTED BY THE ENGINEER.
- REMOVAL OF LIGHT POLE AND LUMINAIRE ARE PART OF CONTRACT 62583. FOUNDATION REMOVAL SHALL BE BY OTHERS.



MATCH LINE STA. 2011+00
SEE SHEET RL07-07



RL07-08

REVISIONS	
NAME	DATE

ILLINOIS DEPARTMENT OF TRANSPORTATION
 F.A.I. 90/94 (DAN RYAN EXPRESSWAY)
 31st STREET TO I-57
 ROADWAY LIGHTING PLANS
 PROPOSED IMPROVEMENTS 2007

SCALE: 1"=50'
 DATE: OCTOBER 29, 2004

DRAWN BY: VG
 CHECKED BY: TM

SINGH
 SINGH & ASSOCIATES, INC.
 CONSULTING ENGINEERS
 300 W. ADAMS ST.
 CHICAGO, IL 60606
 TEL: (312) 629-0240
 FAX: (312) 629-8449

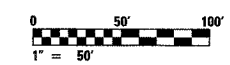
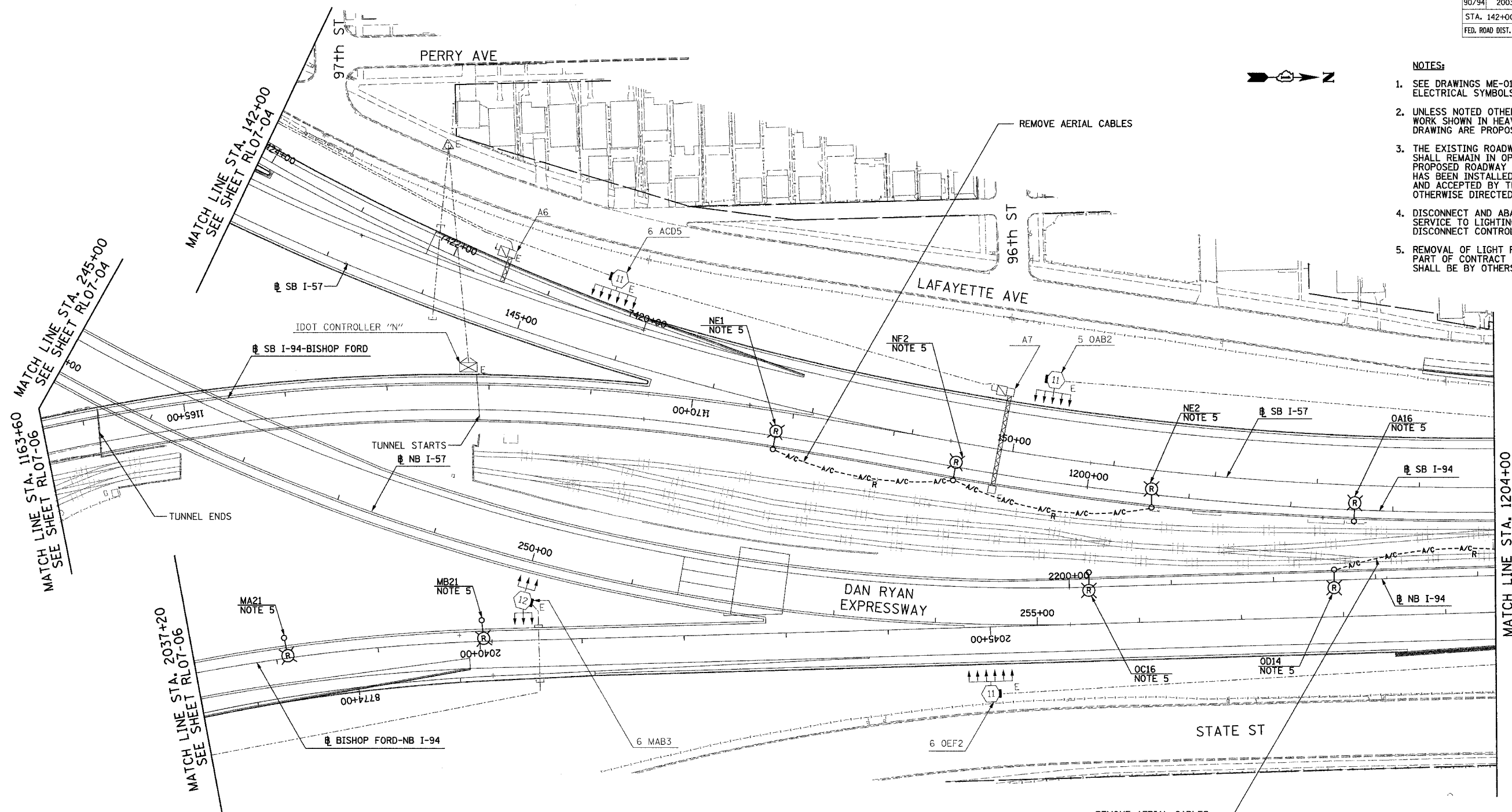
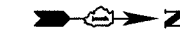
10/14/2004 3:32:55 PM

F.A.I. RTE.	SECTION	COUNTY	TOTAL SHEETS	SHEET NO.
90/94	2003-03II	COOK	976	219
STA. 142+00		TO STA. 1204+00		
FED. ROAD DIST. NO.	ILLINOIS	FED. AID PROJECT		

62583

NOTES:

- SEE DRAWINGS ME-01 AND ME-02 FOR ELECTRICAL SYMBOLS AND ABBREVIATIONS.
- UNLESS NOTED OTHERWISE, ALL ITEMS AND WORK SHOWN IN HEAVY LINE WEIGHT ON THIS DRAWING ARE PROPOSED NEW ITEMS OF WORK.
- THE EXISTING ROADWAY LIGHTING SYSTEM SHALL REMAIN IN OPERATION UNTIL THE PROPOSED ROADWAY LIGHTING SYSTEM HAS BEEN INSTALLED, ENERGIZED, TESTED, AND ACCEPTED BY THE ENGINEER, UNLESS OTHERWISE DIRECTED BY THE ENGINEER.
- DISCONNECT AND ABANDON ELECTRIC SERVICE TO LIGHTING CONTROLLER "N". DISCONNECT CONTROLLER "N" AND SALVAGE.
- REMOVAL OF LIGHT POLE AND LUMINAIRE ARE PART OF CONTRACT 62583. FOUNDATION REMOVAL SHALL BE BY OTHERS.



RL07-09

REVISIONS	
NAME	DATE

ILLINOIS DEPARTMENT OF TRANSPORTATION
 F.A.I. 90/94 (DAN RYAN EXPRESSWAY)
 31st STREET TO I-57

ROADWAY LIGHTING PLANS
 PROPOSED IMPROVEMENTS 2007

SCALE: 1"=50' DRAWN BY: VG
 DATE: OCTOBER 29, 2004 CHECKED BY: TM

SINGH 300 W. ADAMS ST.
 SINGH & ASSOCIATES, INC. CHICAGO, IL 60606
 CONSULTING ENGINEERS TEL: (312) 629-0240
 FAX: (312) 629-8449

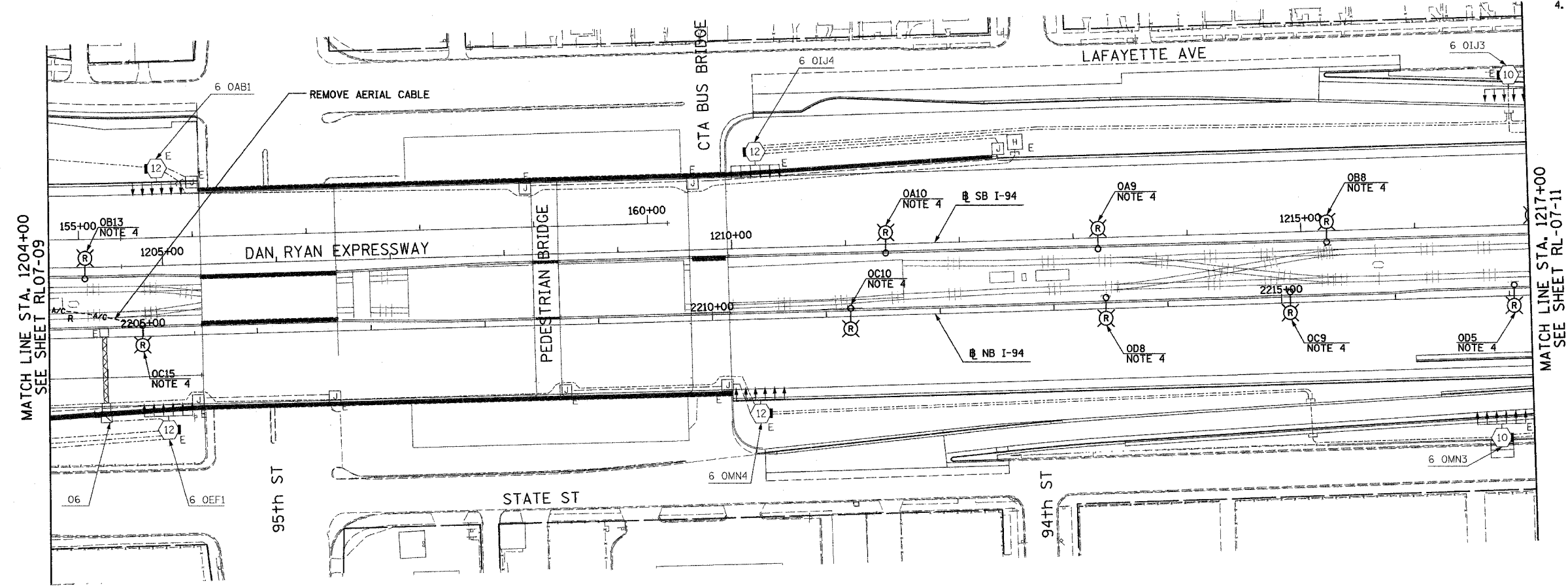
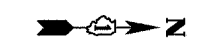
11/22/2004 5:07:11 PM

F.A.I. RTE.	SECTION	COUNTY	TOTAL SHEETS	SHEET NO.
90/94	2003-0311	COOK	976	219
STA. 1204+00	TO STA. 1217+00			
FED. ROAD DIST. NO.	ILLINOIS	FED. AID PROJECT		

62583

NOTES:

- SEE DRAWINGS ME-01 AND ME-02 FOR ELECTRICAL SYMBOLS AND ABBREVIATIONS.
- UNLESS NOTED OTHERWISE, ALL ITEMS AND WORK SHOWN IN HEAVY LINE WEIGHT ON THIS DRAWING ARE PROPOSED NEW ITEMS OF WORK.
- THE EXISTING ROADWAY LIGHTING SYSTEM SHALL REMAIN IN OPERATION UNTIL THE PROPOSED ROADWAY LIGHTING SYSTEM HAS BEEN INSTALLED, ENERGIZED, TESTED, AND ACCEPTED BY THE ENGINEER, UNLESS OTHERWISE DIRECTED BY THE ENGINEER.
- REMOVAL OF LIGHT POLE AND LUMINAIRE ARE PART OF CONTRACT 62583. FOUNDATION REMOVAL SHALL BE BY OTHERS.



RL07-10

SINGH
 300 W. ADAMS ST.
 CHICAGO, IL 60606
 SINGH & ASSOCIATES, INC. TEL: (312) 629-0240
 CONSULTING ENGINEERS FAX: (312) 629-8449

REVISIONS	
NAME	DATE

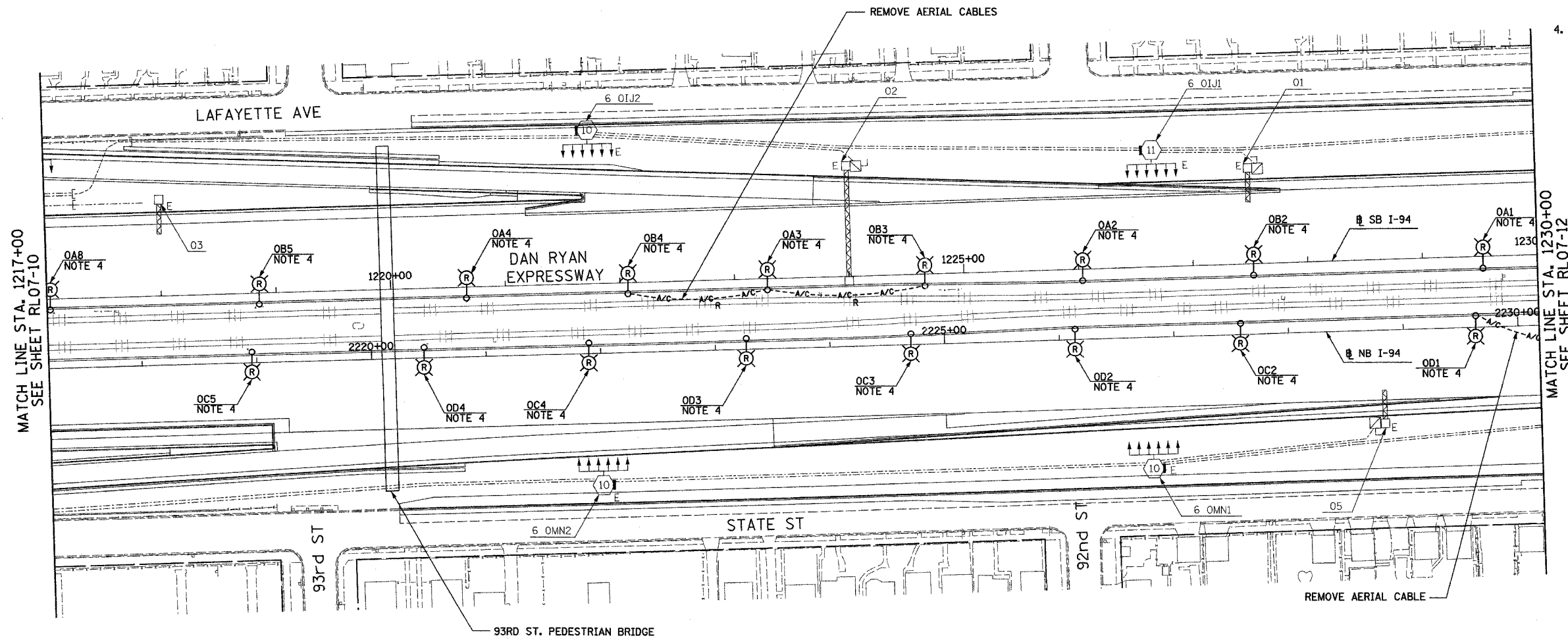
ILLINOIS DEPARTMENT OF TRANSPORTATION
 F.A.I. 90/94 (DAN RYAN EXPRESSWAY)
 31st STREET TO I-57
 ROADWAY LIGHTING PLANS
 PROPOSED IMPROVEMENTS 2007
 SCALE: 1"=50'
 DATE: OCTOBER 29, 2004
 DRAWN BY: VG
 CHECKED BY: TM

10/15/2004 8:01:05 AM

F.A.I. RTE. NO.	SECTION	COUNTY	TOTAL SHEETS	SHEET NO.
90/94	2003-0311	COOK	976	230
STA. 1217+00		TO STA. 1230+00		
FED. ROAD DIST. NO.		ILLINOIS FED. AID PROJECT		
62583				



- NOTES:**
- SEE DRAWINGS ME-01 AND ME-02 FOR ELECTRICAL SYMBOLS AND ABBREVIATIONS.
 - UNLESS NOTED OTHERWISE, ALL ITEMS AND WORK SHOWN IN HEAVY LINE WEIGHT ON THIS DRAWING ARE PROPOSED NEW ITEMS OF WORK.
 - THE EXISTING ROADWAY LIGHTING SYSTEM SHALL REMAIN IN OPERATION UNTIL THE PROPOSED ROADWAY LIGHTING SYSTEM HAS BEEN INSTALLED, ENERGIZED, TESTED, AND ACCEPTED BY THE ENGINEER, UNLESS OTHERWISE DIRECTED BY THE ENGINEER.
 - REMOVAL OF LIGHT POLE AND LUMINAIRE ARE PART OF CONTRACT 62583. FOUNDATION REMOVAL SHALL BE BY OTHERS.



MATCH LINE STA. 1217+00
SEE SHEET RL07-10

MATCH LINE STA. 1230+00
SEE SHEET RL07-12



RL07-11

SINGH 300 W. ADAMS ST.
CHICAGO, IL 60606
SINGH & ASSOCIATES, INC. TEL: (312) 629-0240
CONSULTING ENGINEERS FAX: (312) 629-8449

REVISIONS	
NAME	DATE

ILLINOIS DEPARTMENT OF TRANSPORTATION
F.A.I. 90/94 (DAN RYAN EXPRESSWAY)
31st STREET TO I-57

ROADWAY LIGHTING PLANS
PROPOSED IMPROVEMENTS 2007

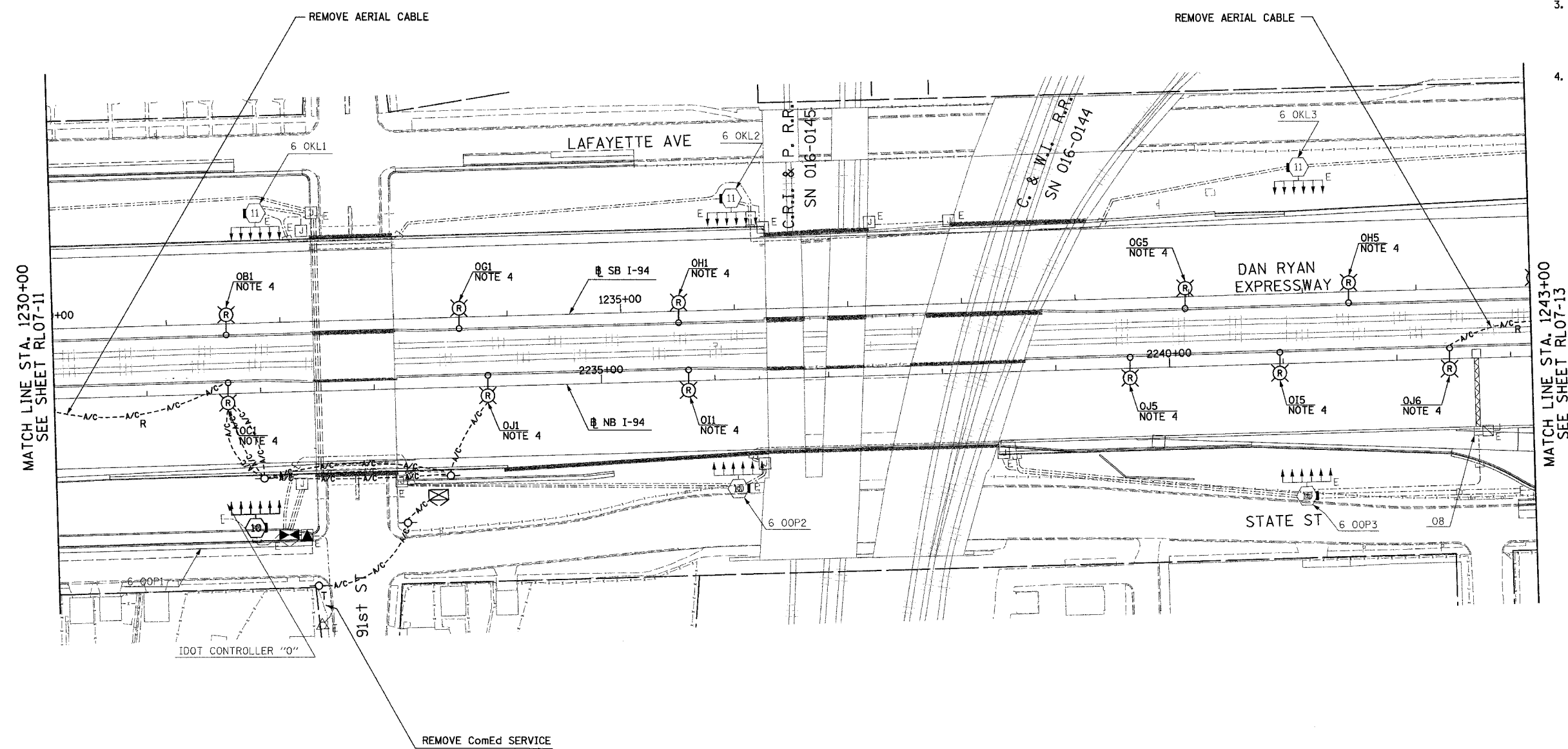
SCALE: 1"=50' DRAWN BY: VG
DATE: OCTOBER 29, 2004 CHECKED BY: TM

10/15/2004 8:35:05 AM

F.A.I. RTE.	SECTION	COUNTY	TOTAL SHEETS	SHEET NO.
90/94	2003-0311	COOK	976	221
STA. 1230+00		TO STA. 1243+00		
FED. ROAD DIST. NO.	ILLINOIS	FED. AID PROJECT		

62583

- NOTES:
- SEE DRAWINGS ME-01 AND ME-02 FOR ELECTRICAL SYMBOLS AND ABBREVIATIONS.
 - UNLESS NOTED OTHERWISE, ALL ITEMS AND WORK SHOWN IN HEAVY LINE WEIGHT ON THIS DRAWING ARE PROPOSED NEW ITEMS OF WORK.
 - THE EXISTING ROADWAY LIGHTING SYSTEM SHALL REMAIN IN OPERATION UNTIL THE PROPOSED ROADWAY LIGHTING SYSTEM HAS BEEN INSTALLED, ENERGIZED, TESTED, AND ACCEPTED BY THE ENGINEER, UNLESS OTHERWISE DIRECTED BY THE ENGINEER.
 - REMOVAL OF LIGHT POLE AND LUMINAIRE ARE PART OF CONTRACT 62583. FOUNDATION REMOVAL SHALL BE BY OTHERS.



MATCH LINE STA. 1230+00
SEE SHEET RL07-11

MATCH LINE STA. 1243+00
SEE SHEET RL07-13



RL07-12

SINGH
SINGH & ASSOCIATES, INC.
CONSULTING ENGINEERS

300 W. ADAMS ST.
CHICAGO, IL 60606
TEL: (312) 629-0240
FAX: (312) 629-8449

REVISIONS	
NAME	DATE

ILLINOIS DEPARTMENT OF TRANSPORTATION
F.A.I. 90/94 (DAN RYAN EXPRESSWAY)
31st STREET TO I-57

ROADWAY LIGHTING PLANS
PROPOSED IMPROVEMENTS 2007

SCALE: 1"=50'
DATE: OCTOBER 29, 2004

DRAWN BY: VG
CHECKED BY: TM

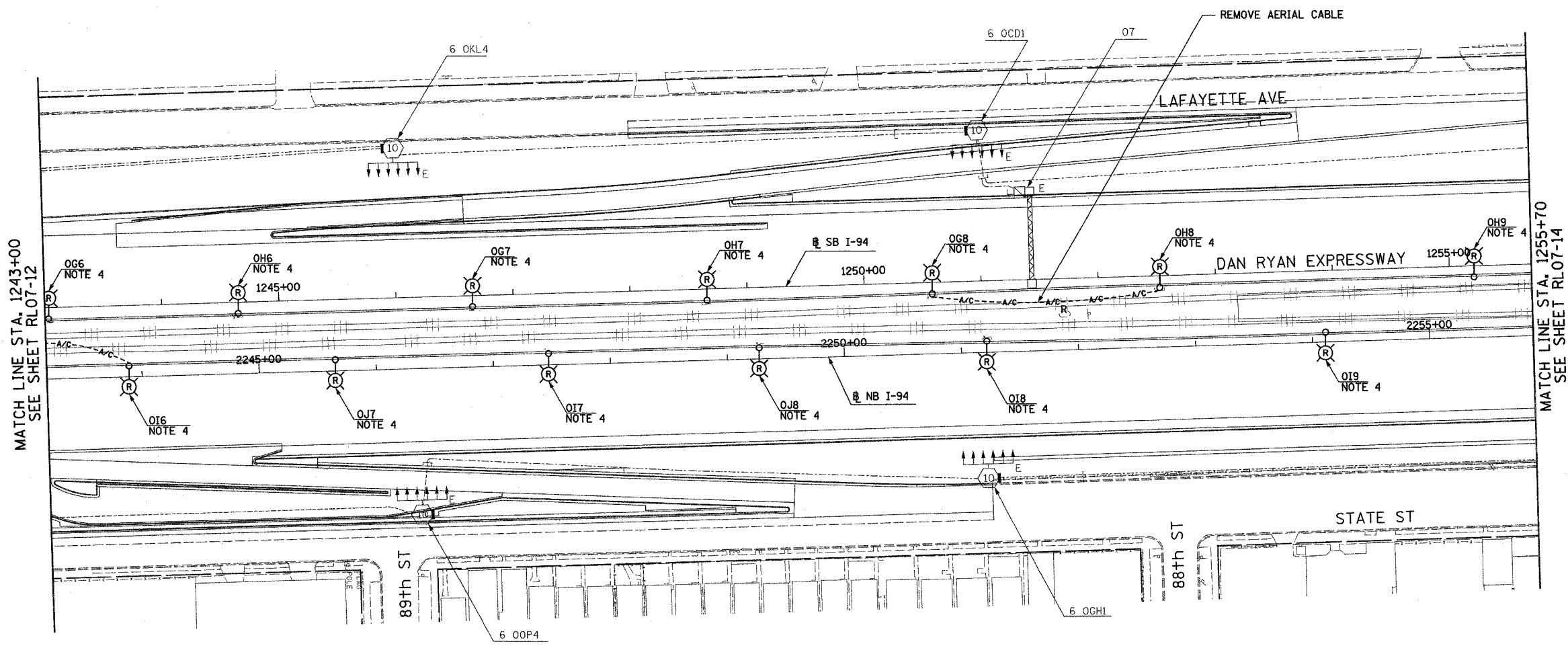
11/23/2004 4:07:06 PM

F.A.I. RTE.	SECTION	COUNTY	TOTAL SHEETS	SHEET NO.
90/94	2003-0311	COOK	976	222
STA. 1243+00		TO STA. 1255+70		
FED. ROAD DIST. NO.	ILLINOIS FED. AID PROJECT			

62583


NOTES:

- SEE DRAWINGS ME-01 AND ME-02 FOR ELECTRICAL SYMBOLS AND ABBREVIATIONS.
- UNLESS NOTED OTHERWISE, ALL ITEMS AND WORK SHOWN IN HEAVY LINE WEIGHT ON THIS DRAWING ARE PROPOSED NEW ITEMS OF WORK.
- THE EXISTING ROADWAY LIGHTING SYSTEM SHALL REMAIN IN OPERATION UNTIL THE PROPOSED ROADWAY LIGHTING SYSTEM HAS BEEN INSTALLED, ENERGIZED, TESTED, AND ACCEPTED BY THE ENGINEER, UNLESS OTHERWISE DIRECTED BY THE ENGINEER.
- REMOVAL OF LIGHT POLE AND LUMINAIRE ARE PART OF CONTRACT 62583. FOUNDATION REMOVAL SHALL BE BY OTHERS.



MATCH LINE STA. 1243+00
SEE SHEET RL07-12

MATCH LINE STA. 1255+70
SEE SHEET RL07-14



RL07-13

SINGH 300 W. ADAMS ST.
CHICAGO, IL 60606
SINGH & ASSOCIATES, INC. TEL: (312) 629-0240
CONSULTING ENGINEERS FAX: (312) 629-8449

REVISIONS	
NAME	DATE

ILLINOIS DEPARTMENT OF TRANSPORTATION
F.A.I. 90/94 (DAN RYAN EXPRESSWAY)
31st STREET TO I-57

ROADWAY LIGHTING PLANS
PROPOSED IMPROVEMENTS 2007

SCALE: 1"=50'
DATE: OCTOBER 29, 2004
DRAWN BY: VG
CHECKED BY: TM

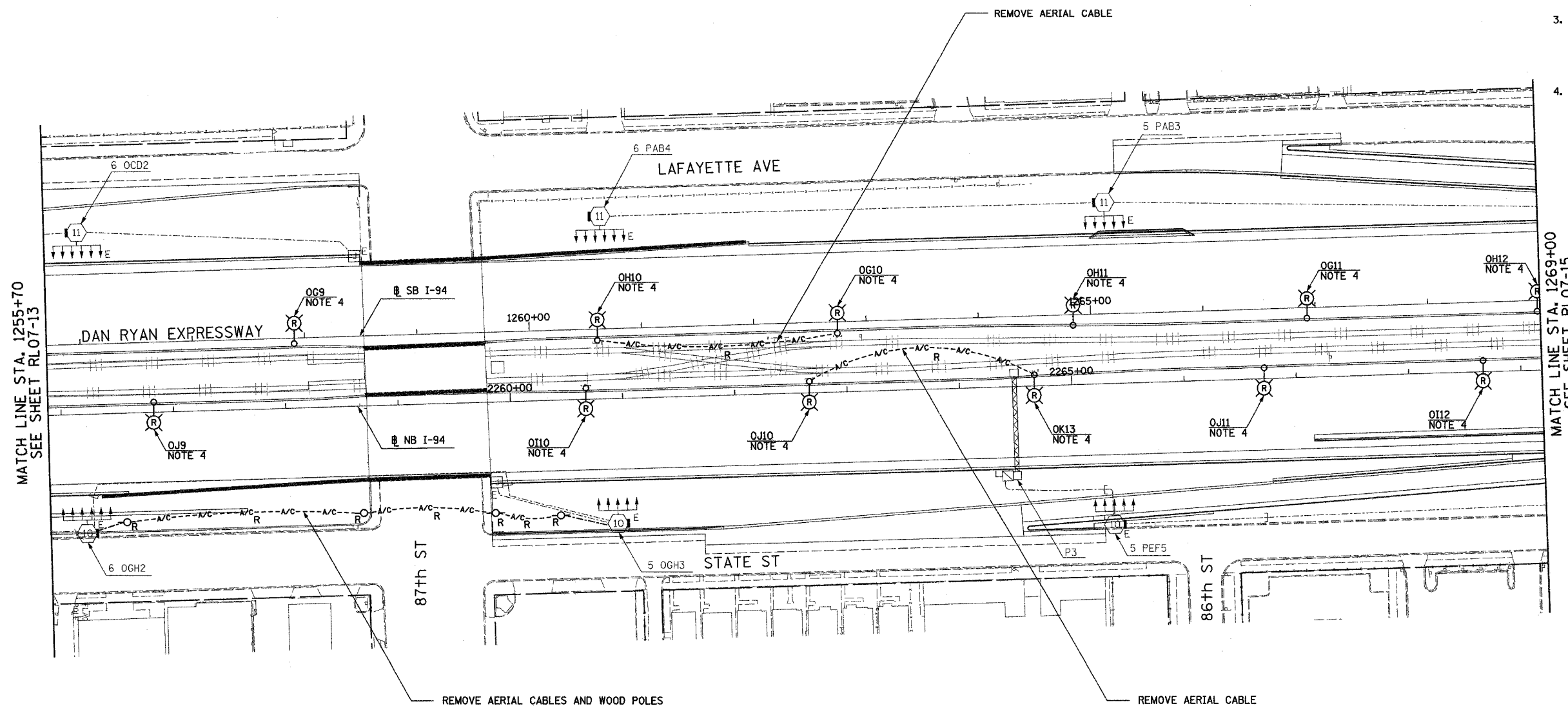

10/14/2004 2:54:52 PM

F.A.I. RTE.	SECTION	COUNTY	TOTAL SHEETS	SHEET NO.
90/94	2003-031I	COOK	976	223
STA. 1255+70		TO STA. 1269+00		
FED. ROAD DIST. NO.		ILLINOIS FED. AID PROJECT		

62583

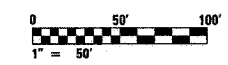
NOTES:

- SEE DRAWINGS ME-01 AND ME-02 FOR ELECTRICAL SYMBOLS AND ABBREVIATIONS.
- UNLESS NOTED OTHERWISE, ALL ITEMS AND WORK SHOWN IN HEAVY LINE WEIGHT ON THIS DRAWING ARE PROPOSED NEW ITEMS OF WORK.
- THE EXISTING ROADWAY LIGHTING SYSTEM SHALL REMAIN IN OPERATION UNTIL THE PROPOSED ROADWAY LIGHTING SYSTEM HAS BEEN INSTALLED, ENERGIZED, TESTED, AND ACCEPTED BY THE ENGINEER, UNLESS OTHERWISE DIRECTED BY THE ENGINEER.
- REMOVAL OF LIGHT POLE AND LUMINAIRE ARE PART OF CONTRACT 62583. FOUNDATION REMOVAL SHALL BE BY OTHERS.



MATCH LINE STA. 1255+70
SEE SHEET RL07-13

MATCH LINE STA. 1269+00
SEE SHEET RL07-15



RL07-14

SINGH 300 W. ADAMS ST.
CHICAGO, IL 60606
SINGH & ASSOCIATES, INC. TEL: (312) 629-0240
CONSULTING ENGINEERS FAX: (312) 629-8449

REVISIONS	
NAME	DATE

ILLINOIS DEPARTMENT OF TRANSPORTATION
F.A.I. 90/94 (DAN RYAN EXPRESSWAY)
31st STREET TO I-57

ROADWAY LIGHTING PLANS
PROPOSED IMPROVEMENTS 2007

SCALE: 1"=50' DRAWN BY: VG
DATE: OCTOBER 29, 2004 CHECKED BY: TM

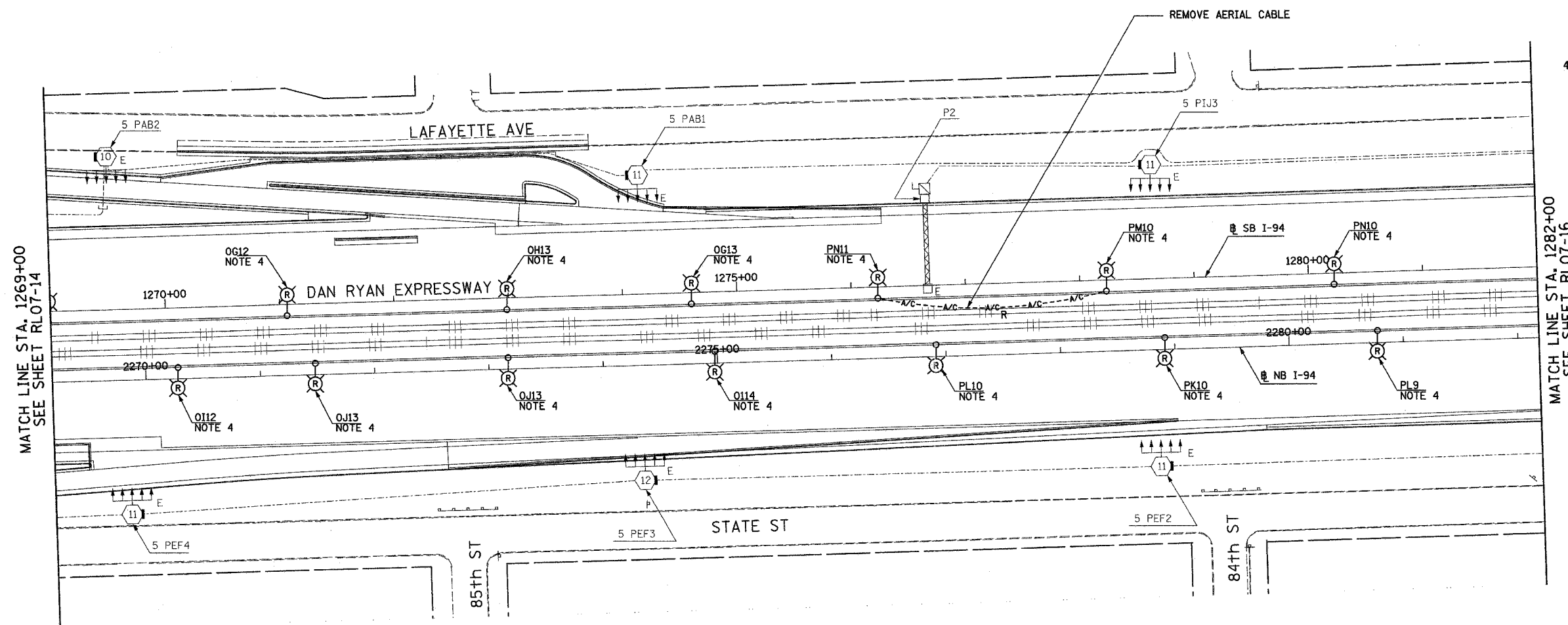
10/27/2004 12:22:21 PM

F.A.I. RTE.	SECTION	COUNTY	TOTAL SHEETS	SHEET NO.
90/94	2003-0311	COOK	976	224
STA. 1269+00		TO STA. 1282+00		
FED. ROAD DIST. NO.	ILLINOIS FED. AID PROJECT			

62583


NOTES:

- SEE DRAWINGS ME-01 AND ME-02 FOR ELECTRICAL SYMBOLS AND ABBREVIATIONS.
- UNLESS NOTED OTHERWISE, ALL ITEMS AND WORK SHOWN IN HEAVY LINE WEIGHT ON THIS DRAWING ARE PROPOSED NEW ITEMS AND WORK.
- THE EXISTING ROADWAY LIGHTING SYSTEM SHALL REMAIN IN OPERATION UNTIL THE PROPOSED ROADWAY LIGHTING SYSTEM HAS BEEN INSTALLED, ENERGIZED, TESTED, AND ACCEPTED BY THE ENGINEER, UNLESS OTHERWISE DIRECTED BY THE ENGINEER.
- REMOVAL OF LIGHT POLE AND LUMINAIRE ARE PART OF CONTRACT 62583. FOUNDATION REMOVAL SHALL BE BY OTHERS.



MATCH LINE STA. 1269+00
SEE SHEET RL07-14

MATCH LINE STA. 1282+00
SEE SHEET RL07-16



RL07-15

SINGH
300 W. ADAMS ST.
CHICAGO, IL 60606
SINGH & ASSOCIATES, INC. TEL: (312) 629-0240
CONSULTING ENGINEERS FAX: (312) 629-8449

REVISIONS	
NAME	DATE

ILLINOIS DEPARTMENT OF TRANSPORTATION
F.A.I. 90/94 (DAN RYAN EXPRESSWAY)
31st STREET TO I-57

ROADWAY LIGHTING PLANS
PROPOSED IMPROVEMENTS 2007

SCALE: 1"=50'
DATE: OCTOBER 29, 2004

DRAWN BY: VG
CHECKED BY: TM

10/14/2004 2:55:07 PM

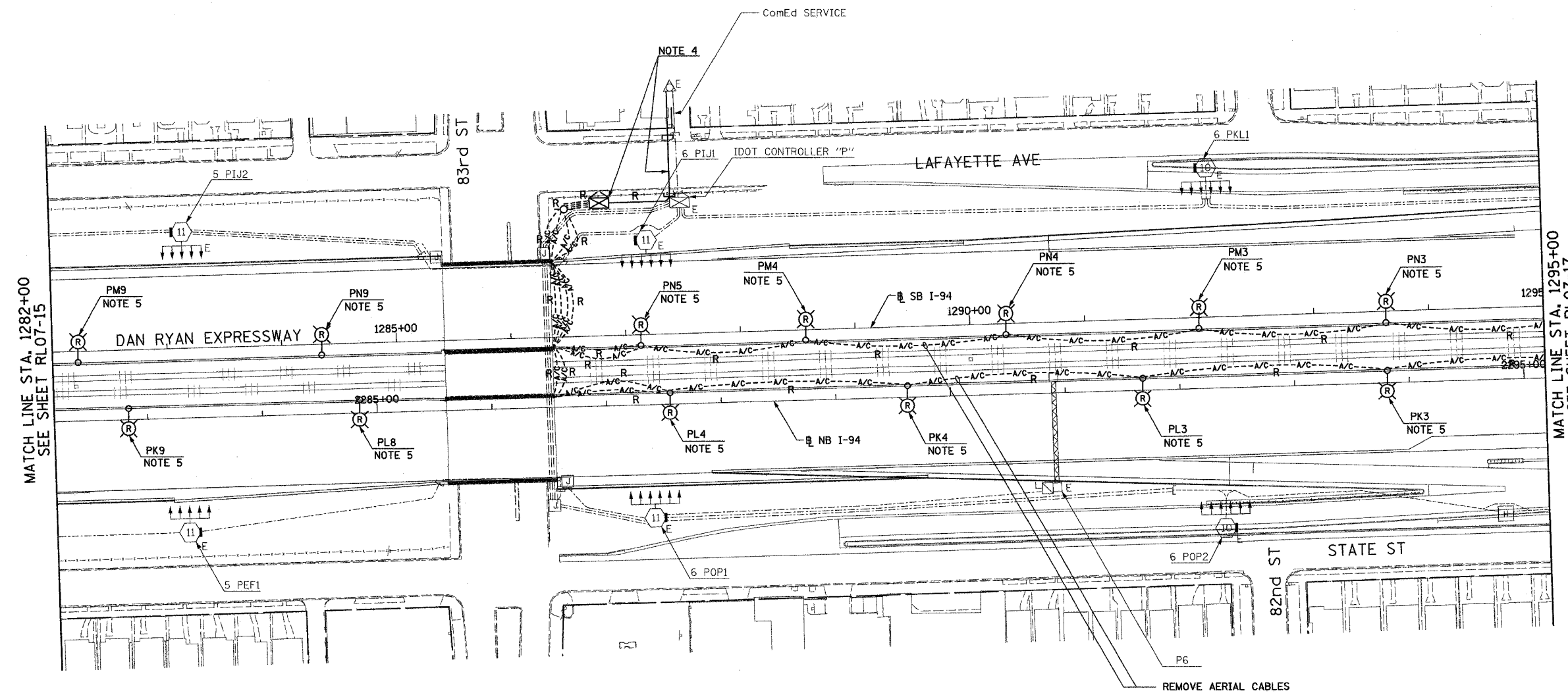
F.A.I. RTE.	SECTION	COUNTY	TOTAL SHEETS	SHEET NO.
90/94	2003-0311	COOK	976	225
STA. 1282+00		TO STA. 1295+00		
FED. ROAD DIST. NO.	ILLINOIS FED. AID PROJECT			

62583




NOTES:

- SEE DRAWINGS ME-01 AND ME-02 FOR ELECTRICAL SYMBOLS AND ABBREVIATIONS.
- UNLESS NOTED OTHERWISE, ALL ITEMS AND WORK SHOWN IN HEAVY LINE WEIGHT ON THIS DRAWING ARE PROPOSED NEW ITEMS AND WORK.
- THE EXISTING ROADWAY LIGHTING SYSTEM SHALL REMAIN IN OPERATION UNTIL THE PROPOSED ROADWAY LIGHTING SYSTEM HAS BEEN INSTALLED, ENERGIZED, TESTED, AND ACCEPTED BY THE ENGINEER, UNLESS OTHERWISE DIRECTED BY THE ENGINEER.
- REMOVE EXISTING ComEd SERVICE CABLES. ABANDON CONDUIT IN PLACE. REMOVE AND SALVAGE TEMPORARY LIGHTING CONTROLLER.
- REMOVAL OF LIGHT POLE AND LUMINAIRE ARE PART OF CONTRACT 62583, FOUNDATION REMOVAL SHALL BE BY OTHERS.



MATCH LINE STA. 1282+00
SEE SHEET RL07-15

MATCH LINE STA. 1295+00
SEE SHEET RL07-17



RL07-16

SINGH
SINGH & ASSOCIATES, INC.
CONSULTING ENGINEERS

300 W. ADAMS ST.
CHICAGO, IL 60606
TEL: (312) 629-0240
FAX: (312) 629-8449

REVISIONS	
NAME	DATE

ILLINOIS DEPARTMENT OF TRANSPORTATION
F.A.I. 90/94 (DAN RYAN EXPRESSWAY)
31st STREET TO I-57

ROADWAY LIGHTING PLANS
PROPOSED IMPROVEMENTS 2007

SCALE: 1"=50'
DATE: OCTOBER 29, 2004

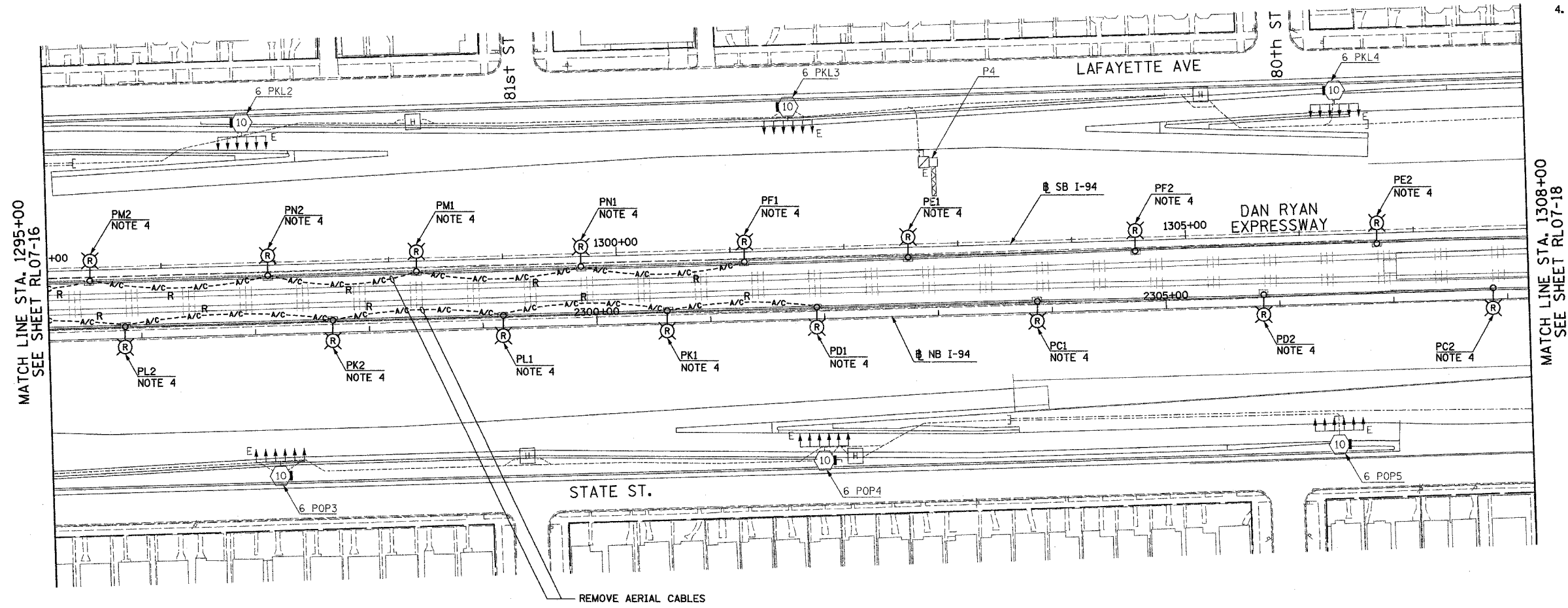
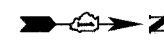
DRAWN BY: VG
CHECKED BY: TM

10/15/2004 8:40:33 AM

F.A.I. RTE.	SECTION	COUNTY	TOTAL SHEETS	SHEET NO.
90/94	2003-0311	COOK	976	226
STA. 1295+00		TO STA. 1308+00		
FED. ROAD DIST. NO.	ILLINOIS FED. AID PROJECT			

62583

- NOTES:
- SEE DRAWINGS ME-01 AND ME-02 FOR ELECTRICAL SYMBOLS AND ABBREVIATIONS.
 - UNLESS NOTED OTHERWISE, ALL ITEMS AND WORK SHOWN IN HEAVY LINE WEIGHT ON THIS DRAWING ARE PROPOSED NEW ITEMS AND WORK.
 - THE EXISTING ROADWAY LIGHTING SYSTEM SHALL REMAIN IN OPERATION UNTIL THE PROPOSED ROADWAY LIGHTING SYSTEM HAS BEEN INSTALLED, ENERGIZED, TESTED, AND ACCEPTED BY THE ENGINEER, UNLESS OTHERWISE DIRECTED BY THE ENGINEER.
 - REMOVAL OF LIGHT POLE AND LUMINAIRE ARE PART OF CONTRACT 62583. FOUNDATION REMOVAL SHALL BE BY OTHERS.



MATCH LINE STA. 1295+00
SEE SHEET RL07-16

MATCH LINE STA. 1308+00
SEE SHEET RL07-18



RL07-17

REVISIONS	
NAME	DATE

ILLINOIS DEPARTMENT OF TRANSPORTATION
 F.A.I. 90/94 (DAN RYAN EXPRESSWAY)
 31st STREET TO I-57

ROADWAY LIGHTING PLANS
 PROPOSED IMPROVEMENTS 2007

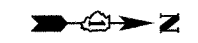
SCALE: 1"=50' DRAWN BY: VG
 DATE: OCTOBER 29, 2004 CHECKED BY: TM

SINGH 300 W. ADAMS ST.
 CHICAGO, IL 60606
 TEL: (312) 629-0240
 SINGH & ASSOCIATES, INC. FAX: (312) 629-8449
 CONSULTING ENGINEERS

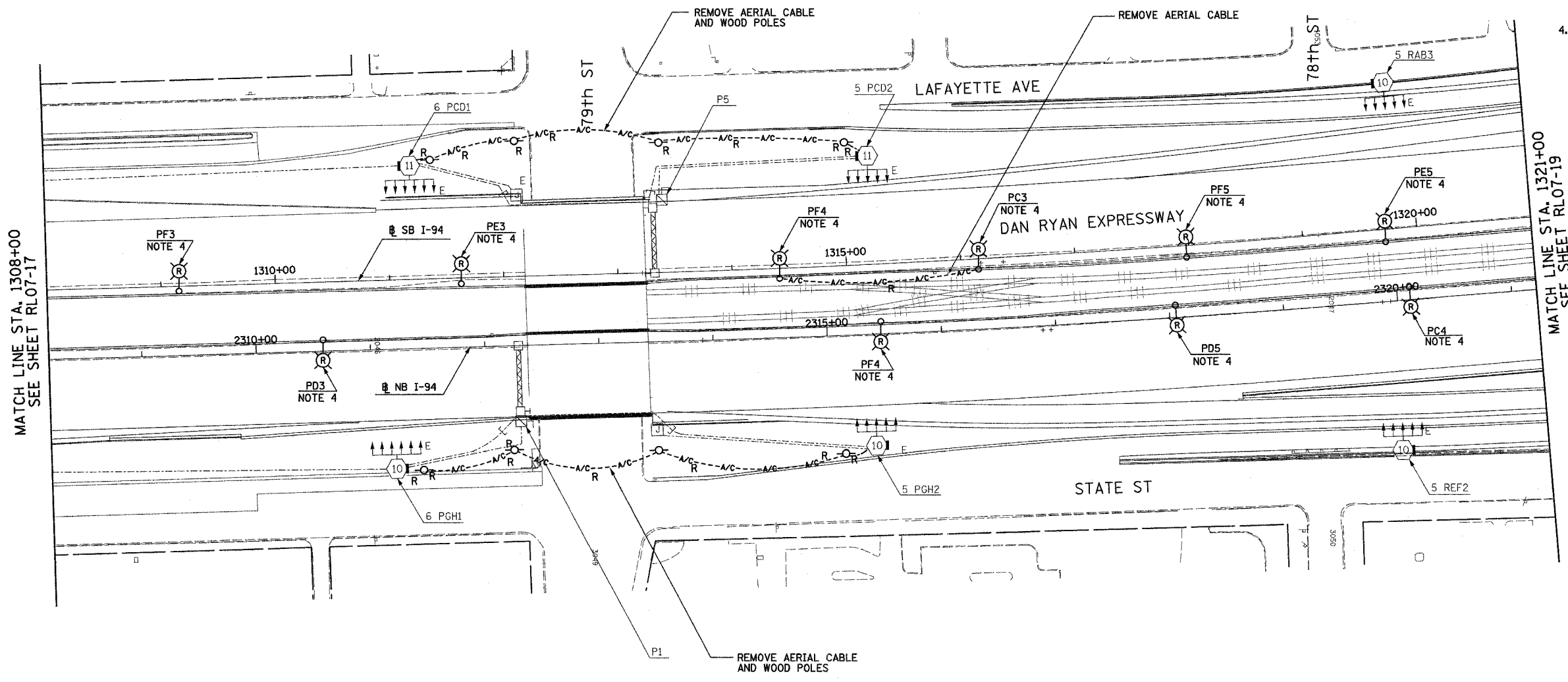
10/15/2004 9:25:27 AM

F.A.I. RTE.	SECTION	COUNTY	TOTAL SHEET NO.
90/94	2003-0311	COOK	976 227
STA. 1308+00		TO STA. 1321+00	
FED. ROAD DIST. NO.	ILLINOIS	FED. AID PROJECT	

62583




- NOTES:
- SEE DRAWINGS ME-01 AND ME-02 FOR ELECTRICAL SYMBOLS AND ABBREVIATIONS.
 - UNLESS NOTED OTHERWISE, ALL ITEMS AND WORK SHOWN IN HEAVY LINE WEIGHT ON THIS DRAWING ARE PROPOSED NEW ITEMS OF WORK.
 - THE EXISTING ROADWAY LIGHTING SYSTEM SHALL REMAIN IN OPERATION UNTIL THE PROPOSED ROADWAY LIGHTING SYSTEM HAS BEEN INSTALLED, ENERGIZED, TESTED, AND ACCEPTED BY THE ENGINEER, UNLESS OTHERWISE DIRECTED BY THE ENGINEER.
 - REMOVAL OF LIGHT POLE AND LUMINAIRE ARE PART OF CONTRACT 62583. FOUNDATION REMOVAL SHALL BE BY OTHERS.



MATCH LINE STA. 1308+00
SEE SHEET RL07-17

MATCH LINE STA. 1321+00
SEE SHEET RL07-19



RL07-18

SINGH 300 W. ADAMS ST.
CHICAGO, IL 60606
SINGH & ASSOCIATES, INC. TEL: (312) 629-0240
CONSULTING ENGINEERS FAX: (312) 629-8449

REVISIONS	
NAME	DATE

ILLINOIS DEPARTMENT OF TRANSPORTATION
F.A.I. 90/94 (DAN RYAN EXPRESSWAY)
31st STREET TO I-57
ROADWAY LIGHTING PLANS
PROPOSED IMPROVEMENTS 2007
SCALE: 1"=50'
DATE: OCTOBER 29, 2004
DRAWN BY: VG
CHECKED BY: TM

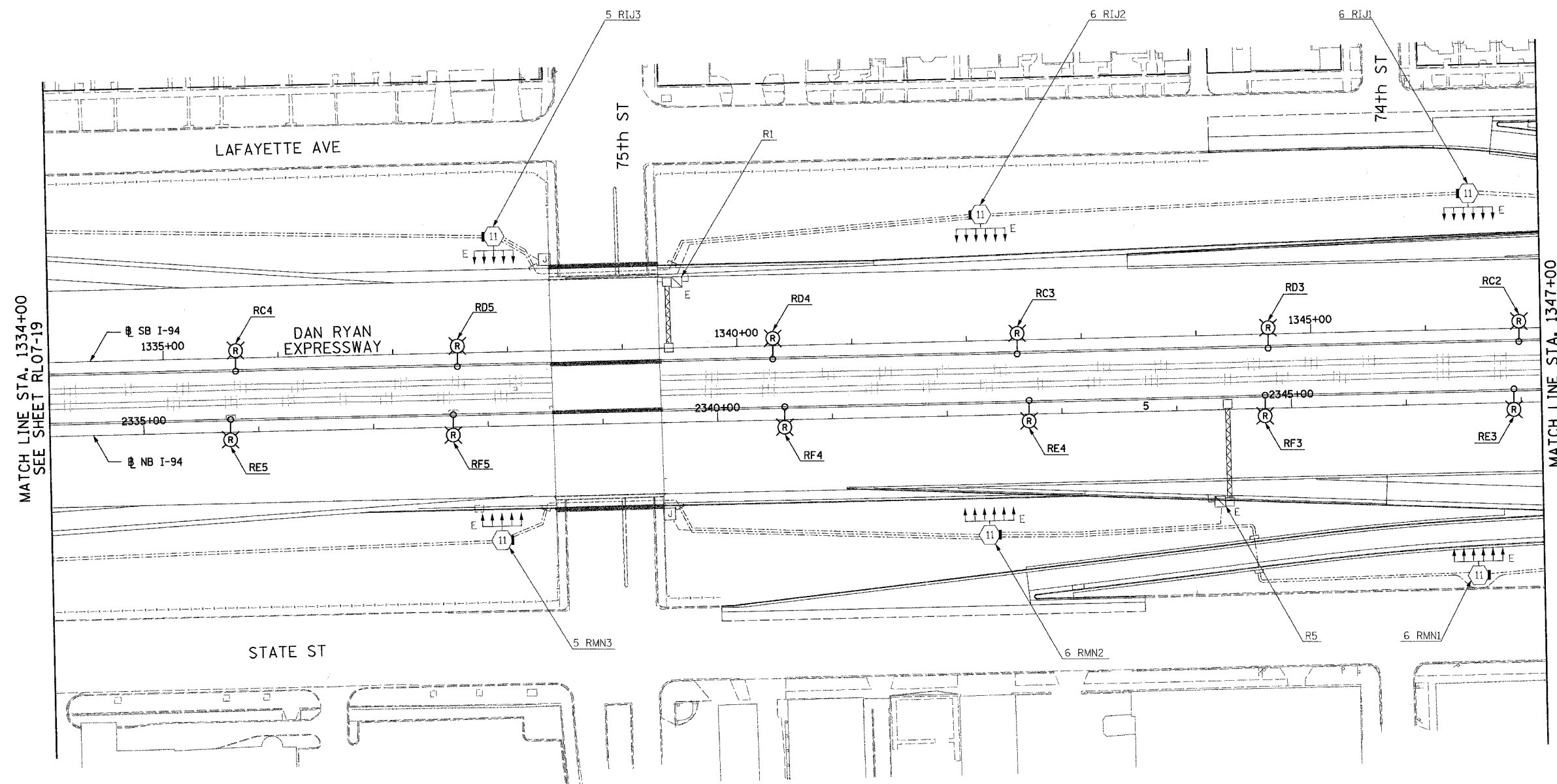
10/21/2004 12:23:39 PM

F.A.I. RTE.	SECTION	COUNTY	TOTAL SHEETS	SHEET NO.
90/94	2003-031I	COOK	976	229
STA. 1334+00		TO STA. 1347+00		
FED. ROAD DIST. NO.	ILLINOIS	FED. AID PROJECT		

62583

NOTES:

- SEE DRAWINGS ME-01 AND ME-02 FOR ELECTRICAL SYMBOLS AND ABBREVIATIONS.
- UNLESS NOTED OTHERWISE, ALL ITEMS AND WORK SHOWN IN HEAVY LINE WEIGHT ON THIS DRAWING ARE PROPOSED NEW ITEMS AND WORK.
- THE EXISTING ROADWAY LIGHTING SYSTEM SHALL REMAIN IN OPERATION UNTIL THE PROPOSED ROADWAY LIGHTING SYSTEM HAS BEEN INSTALLED, ENERGIZED, TESTED, AND ACCEPTED BY THE ENGINEER, UNLESS OTHERWISE DIRECTED BY THE ENGINEER.
- REMOVE EXISTING ComEd SERVICE CABLES. REMOVE AND SALVAGE RELOCATED IDOT LIGHTING CONTROLLER.



RL07-20

REVISIONS	
NAME	DATE

ILLINOIS DEPARTMENT OF TRANSPORTATION
 F.A.I. 90/94 (DAN RYAN EXPRESSWAY)
 31st STREET TO I-57

ROADWAY LIGHTING PLANS
 PROPOSED IMPROVEMENTS 2007

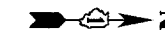
SCALE: 1"=50' DRAWN BY: VG
 DATE: OCTOBER 29, 2004 CHECKED BY: TM

SINGH CONSULTING ENGINEERS
 300 W. ADAMS ST. CHICAGO, IL 60606
 TEL: (312) 629-0240 FAX: (312) 629-8449
 SINGH & ASSOCIATES, INC.

1/25/2005 12:24:28 PM

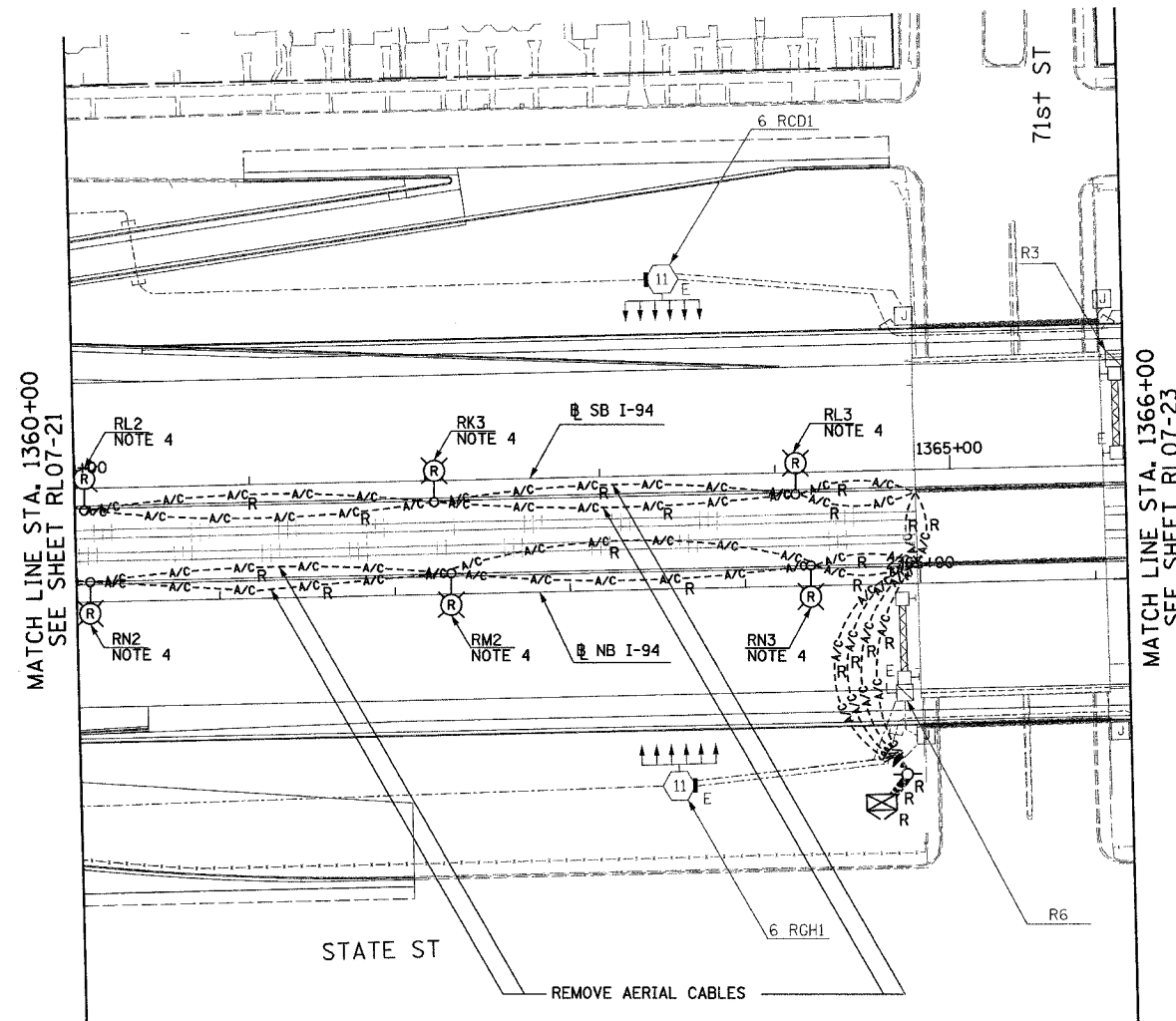
F.A.I. RTE.	SECTION	COUNTY	TOTAL SHEETS	SHEET NO.
90/94	2003-0311	COOK	976	231
STA. 1360+00		TO STA. 1366+00		
FED. ROAD DIST. NO.	ILLINOIS	FED. AID PROJECT		

62583



NOTES:

- SEE DRAWINGS ME-01 AND ME-02 FOR ELECTRICAL SYMBOLS AND ABBREVIATIONS.
- UNLESS NOTED OTHERWISE, ALL ITEMS AND WORK SHOWN IN HEAVY LINE WEIGHT ON THIS DRAWING ARE PROPOSED NEW ITEMS OF WORK.
- THE EXISTING ROADWAY LIGHTING SYSTEM SHALL REMAIN IN OPERATION UNTIL THE PROPOSED ROADWAY LIGHTING SYSTEM HAS BEEN INSTALLED, ENERGIZED, TESTED, AND ACCEPTED BY THE ENGINEER, UNLESS OTHERWISE DIRECTED BY THE ENGINEER.
- REMOVAL OF LIGHT POLE AND LUMINAIRE ARE PART OF CONTRACT 62583. FOUNDATION REMOVAL SHALL BE BY OTHERS.



RL07-22

REVISIONS		ILLINOIS DEPARTMENT OF TRANSPORTATION	
NAME	DATE	F.A.I. 90/94 (DAN RYAN EXPRESSWAY)	
		31st STREET TO I-57	
		ROADWAY LIGHTING PLANS	
		PROPOSED IMPROVEMENTS 2007	
		SCALE: 1"=50'	DRAWN BY: VG
REVISED	01/21/05	DATE: OCTOBER 29, 2004	CHECKED BY: TM

SINGH 300 W. ADAMS ST.
CHICAGO, IL 60606
SINGH & ASSOCIATES, INC. TEL: (312) 629-0240
CONSULTING ENGINEERS FAX: (312) 629-8449

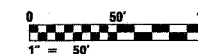
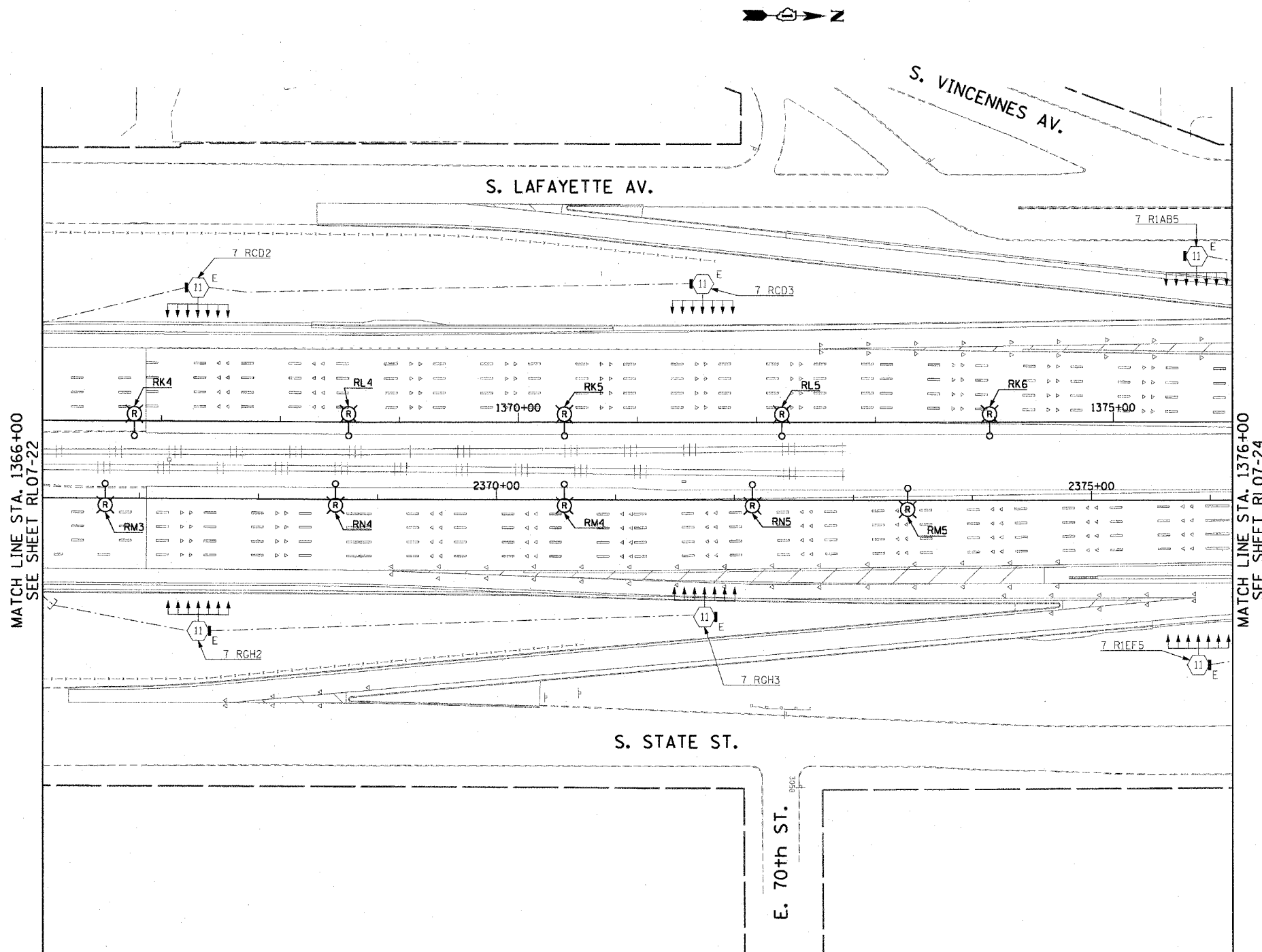
1/25/2005 12:24:45 PM

F.A.I. RTE.	SECTION	COUNTY	TOTAL SHEETS	SHEET NO.
90/94	2003-0311	COOK	976	232
STA. 1366+00.00		TO STA. 1376+00.00		
FED. ROAD DIST. NO. 1		ILLINOIS FED. AID PROJECT		

62583

NOTES:

- SEE DRAWINGS ME-01 AND ME-02 FOR ELECTRICAL SYMBOLS AND ABBREVIATIONS.
- COORDINATE ALL WORK WITH IDOT CONTRACT NOS. 62301 AND 62303.
- UNLESS NOTED OTHERWISE, ALL ITEMS AND WORK SHOWN IN HEAVY LINE WEIGHT ON THIS DRAWING ARE PROPOSED ITEMS AND WORK.



RL07-23



REVISIONS	
NAME	DATE

ILLINOIS DEPARTMENT OF TRANSPORTATION
F.A.I. 90/94 (DAN RYAN EXPRESSWAY)
31st STREET TO I-57

ROADWAY LIGHTING PLANS
PROPOSED IMPROVEMENTS 2007

SCALE: 1"=50'
DATE: October 29, 2004

DRAWN BY: CJM
CHECKED BY: WDS

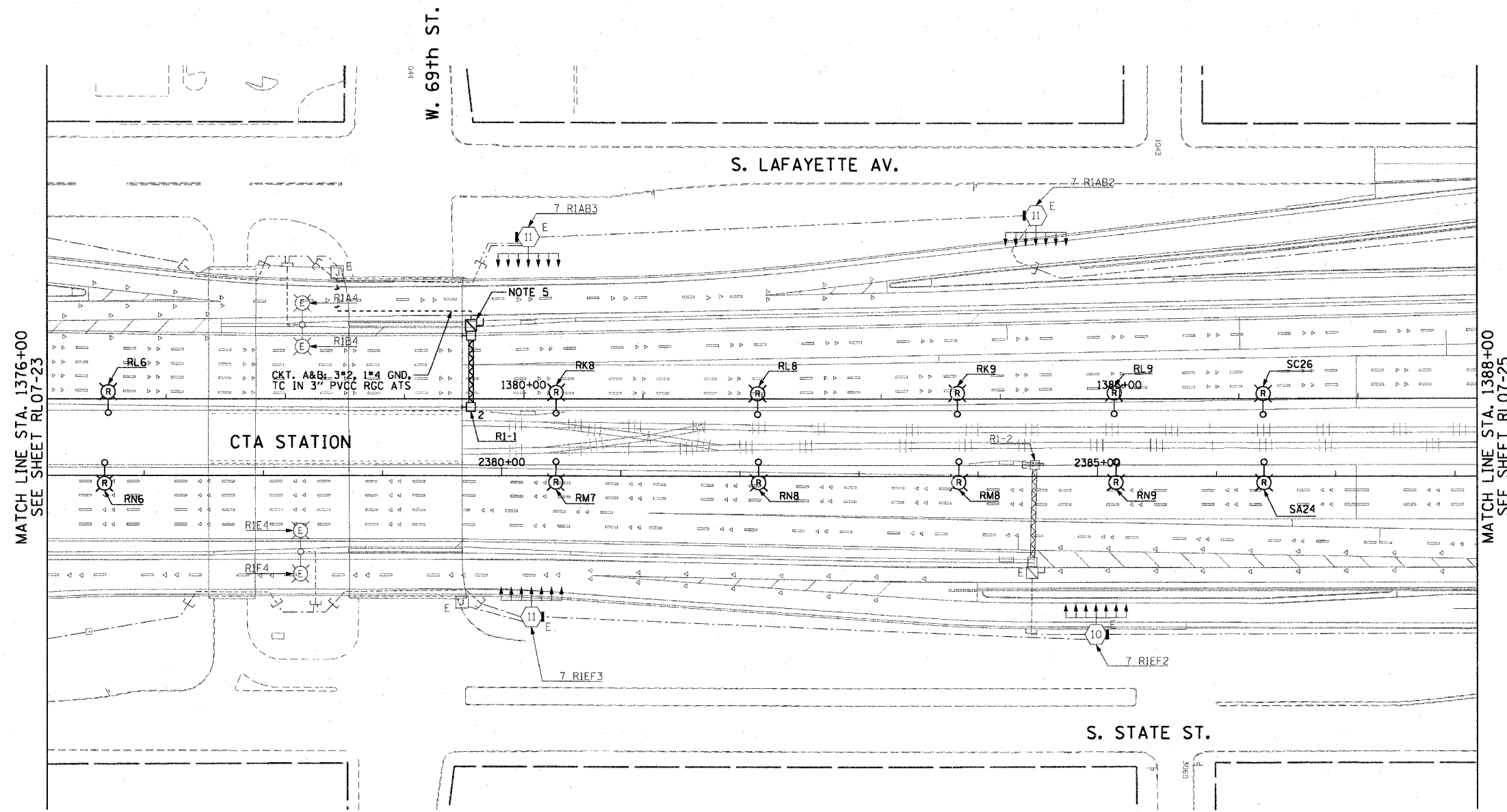
10/15/2004 07:28:12 PM

F.A.I. NO.	SECTION	COUNTY	TOTAL SHEETS	SHEET NO.
90/94	2003-0311	COOK	976	233
STA. 1376+00.00		TO STA. 1388+00.00		
FED. ROAD DIST. NO. 1		ILLINOIS FED. AID PROJECT		

62583


NOTES:

- SEE DRAWINGS ME-01 AND ME-02 FOR ELECTRICAL SYMBOLS AND ABBREVIATIONS.
- COORDINATE ALL WORK WITH IDOT CONTRACT NOS. 62301 AND 62303.
- UNLESS NOTED OTHERWISE, ALL ITEMS AND WORK SHOWN IN HEAVY LINE WEIGHT ON THIS DRAWING ARE PROPOSED ITEMS AND WORK.
- SEE DRAWING UL-20 FOR 69th STREET UNDERPASS LIGHTING PLANS.
- SEE IDOT STANDARD DRAWINGS FOR ELECTRIC CONNECTION TO SIGN STRUCTURE DETAILS.



MATCH LINE STA. 1376+00
SEE SHEET RL07-23

MATCH LINE STA. 1388+00
SEE SHEET RL07-25



RL07-24

CTE ENGINEERS
 CONSOER TOWNSEND ENVIRONMENTAL ENGINEERS, INC.
 303 EAST WACKER DRIVE, SUITE 600
 CHICAGO, ILLINOIS 60601-5212, PHONE: (312) 938-0300

REVISIONS	
NAME	DATE

ILLINOIS DEPARTMENT OF TRANSPORTATION
 F.A.I. 90/94 (DAN RYAN EXPRESSWAY)
 31st STREET TO I-57
**ROADWAY LIGHTING PLANS
 PROPOSED IMPROVEMENTS 2007**
 SCALE: 1"=50'
 DATE: October 29, 2004
 DRAWN BY: CJM
 CHECKED BY: WDS

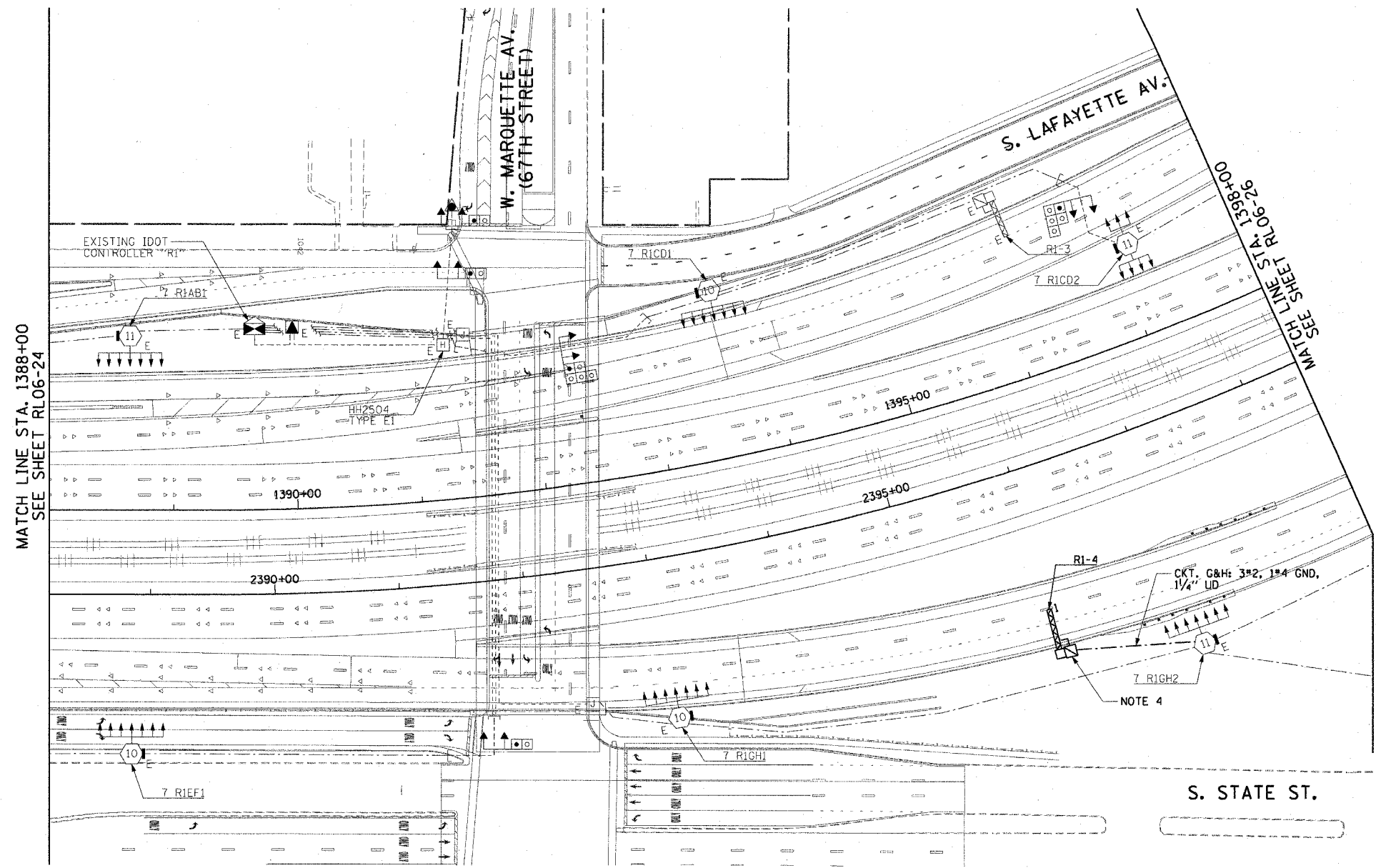
10/15/2004 07:28:13 PM

F.A.I. RTE.	SECTION	COUNTY	TOTAL SHEETS	SHEET NO.
90/94	2003-0311	COOK	976	234
STA. 1388+00.00		TO STA. 1398+00.00		
FED. ROAD DIST. NO. 1		ILLINOIS FED. AID PROJECT		

62583

NOTES:

1. SEE DRAWINGS ME-01 AND ME-02 FOR ELECTRICAL SYMBOLS AND ABBREVIATIONS.
2. COORDINATE ALL WORK WITH IDOT CONTRACT NOS. 62301 AND 62303.
3. UNLESS NOTED OTHERWISE, ALL ITEMS AND WORK SHOWN IN HEAVY LINE WEIGHT ON THIS DRAWING ARE PROPOSED ITEMS AND WORK.
4. SEE IDOT STANDARD DRAWINGS FOR ELECTRIC CONNECTION TO SIGN STRUCTURE DETAILS.
5. THE FINAL INSTALLATION LOCATIONS OF THE LIGHTING RACEWAYS MUST BE COORDINATED WITH THE RACEWAYS SHOWN ON THE SURVEILLANCE PLANS.



MATCH LINE STA. 1388+00
SEE SHEET RL06-24

MATCH LINE STA. 1398+00
SEE SHEET RL06-26



RL07-25

CTE ENGINEERS
 CONGOER TOWNSEND ENVIRONMENTAL ENGINEERS, INC.
 303 EAST WACKER DRIVE, SUITE 600
 CHICAGO, ILLINOIS 60601-5202, PHONE: (312) 938-0300

REVISIONS	
NAME	DATE

ILLINOIS DEPARTMENT OF TRANSPORTATION
 F.A.I. 90/94 (DAN RYAN EXPRESSWAY)
 31st STREET TO I-57
 ROADWAY LIGHTING PLANS
 PROPOSED IMPROVEMENTS 2007

SCALE: 1"=50'
 DATE: October 29, 2004

DRAWN BY: CJM
 CHECKED BY: WDS


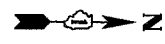
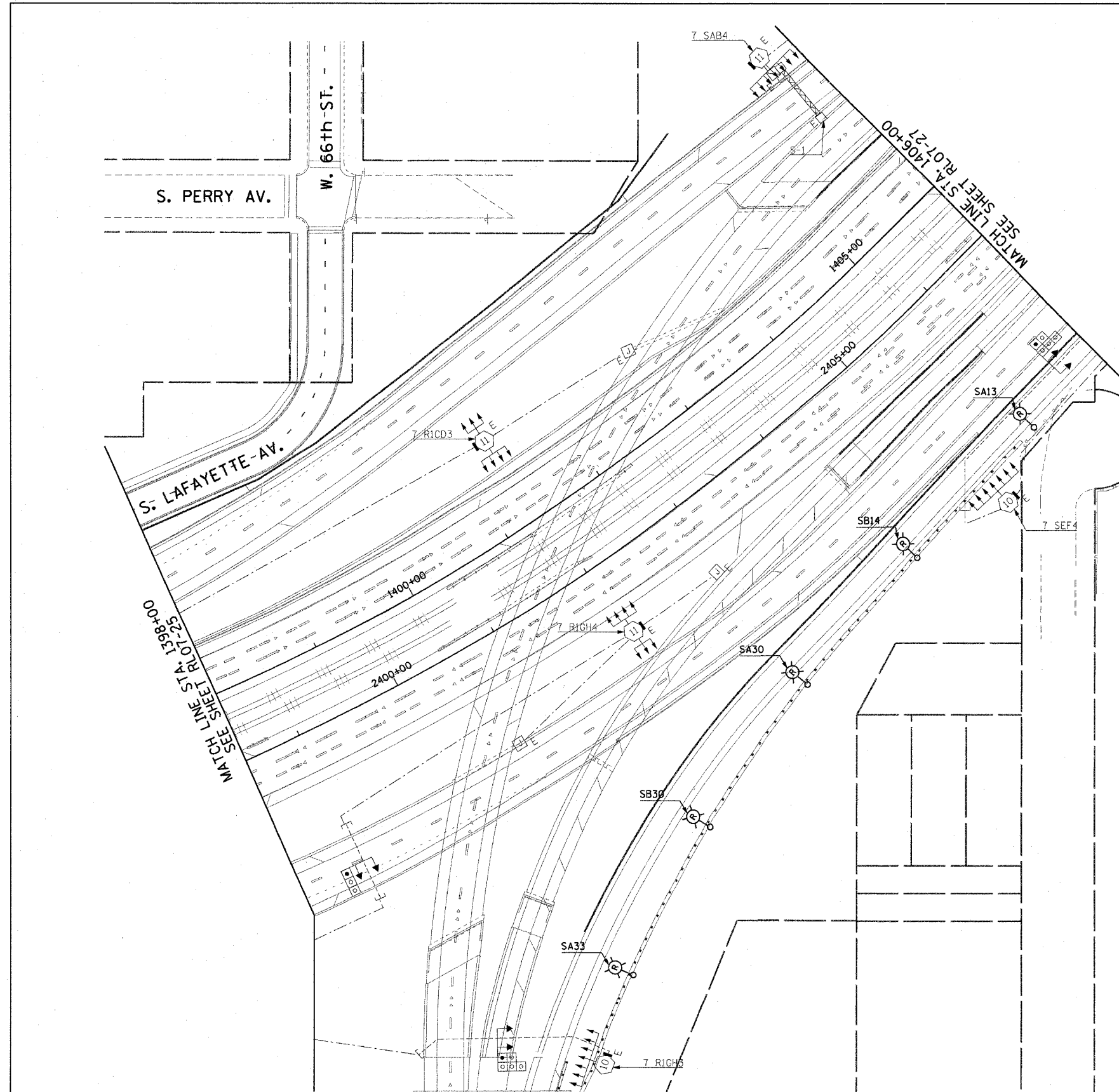
m:\p\040465\040465.dwg 16:00:16 01/15/2004 07:28:45 PM

F.A.I. R.T.E.	SECTION	COUNTY	TOTAL SHEETS	SHEET NO.
90/94	2003-0311	COOK	976	235
STA. 1398+00.00		TO STA. 1406+00.00		
FED. ROAD DIST. NO. 1		ILLINOIS FED. AID PROJECT		

62583

NOTES:

- SEE DRAWING ME-01 AND ME-02 FOR ELECTRICAL SYMBOLS AND ABBREVIATIONS.
- COORDINATE ALL WORK WITH IDOT CONTRACT NOS. 62301 AND 62303.
- UNLESS NOTED OTHERWISE, ALL ITEMS AND WORK SHOWN IN HEAVY LINE WEIGHT ON THIS DRAWING ARE PROPOSED ITEMS AND WORK.



RL07-26

CTE ENGINEERS
 CONSOER TOWNSEND ENVIRODYNE ENGINEERS, INC.
 303 EAST WACKER DRIVE, SUITE 600
 CHICAGO, ILLINOIS 60601-5212, PHONE: (312) 938-0300

REVISIONS	
NAME	DATE

ILLINOIS DEPARTMENT OF TRANSPORTATION
 F.A.I. 90/94 (DAN RYAN EXPRESSWAY)
 31st STREET TO I-57
**ROADWAY LIGHTING PLANS
 PROPOSED IMPROVEMENTS 2007**
 SCALE: 1"=50'
 DATE: October 29, 2004
 DRAWN BY: CJM
 CHECKED BY: WDS


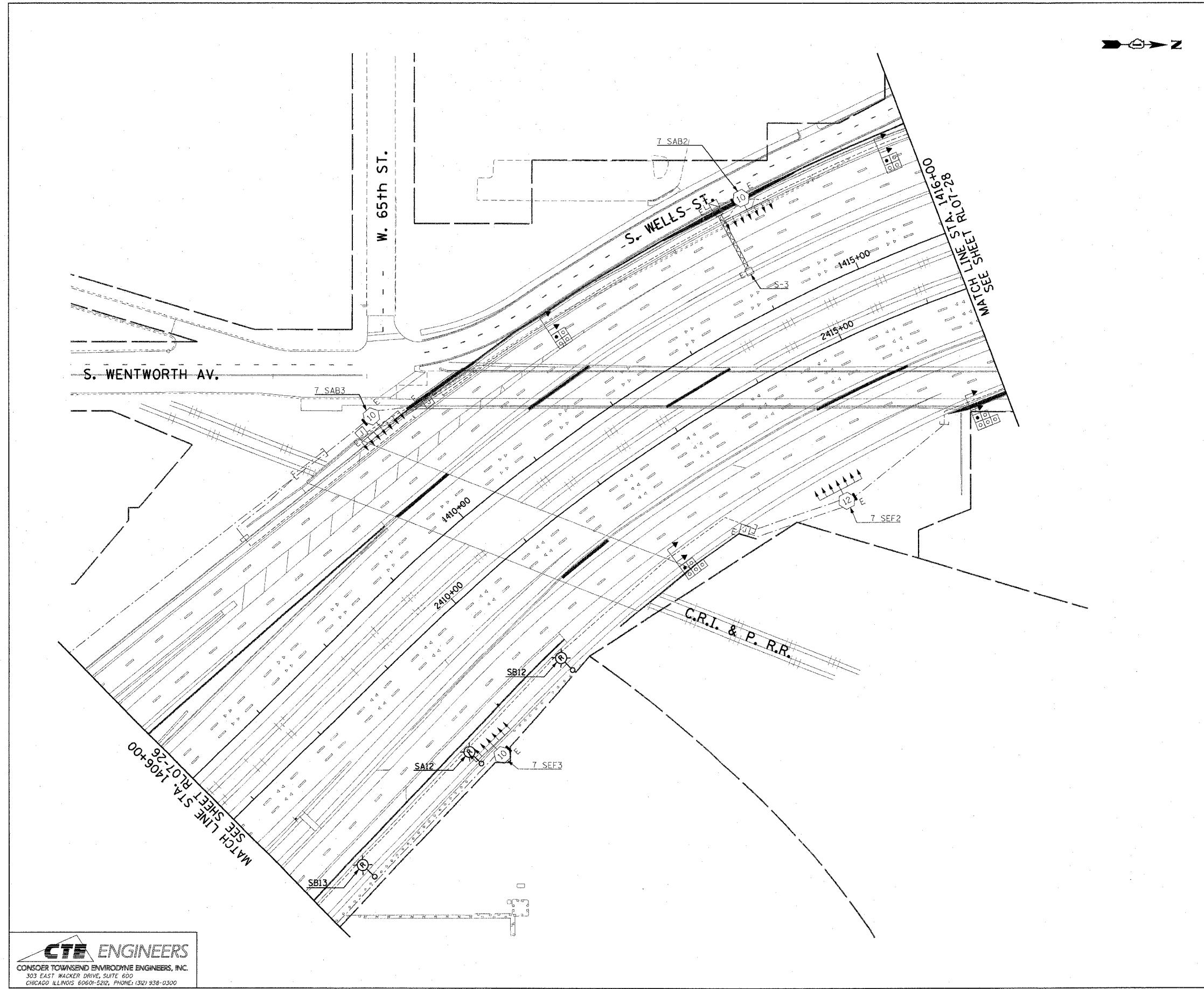
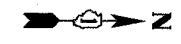
m:\p\40465\elect\96-cmr-25\rl07\rl07-26.dwg 10/15/2004 07:28:16 PM

F.A.I. RTE.	SECTION	COUNTY	TOTAL SHEETS	SHEET NO.
90/94	2003-0311	COOK	976	236
STA. 1406+00.00		TO STA. 1416+00.00		
FED. ROAD DIST. NO. 1 ILLINOIS FED. AID PROJECT				

62583

NOTES:

1. SEE DRAWINGS ME-01 AND ME-02 FOR ELECTRICAL SYMBOLS AND ABBREVIATIONS.
2. COORDINATE ALL WORK WITH IDOT CONTRACT NOS. 62301 AND 62303.
3. UNLESS NOTED OTHERWISE, ALL ITEMS AND WORK SHOWN IN HEAVY LINE WEIGHT ON THIS DRAWING ARE PROPOSED ITEMS AND WORK.
4. SEE DRAWING UL-23 FOR C.R.I. & P. RAILROAD UNDERPASS LIGHTING PLANS.



RL07-27

REVISIONS	
NAME	DATE

ILLINOIS DEPARTMENT OF TRANSPORTATION
 F.A.I. 90/94 (DAN RYAN EXPRESSWAY)
 31st STREET TO I-57
 ROADWAY LIGHTING PLANS
 PROPOSED IMPROVEMENTS 2007

SCALE: 1"=50'
 DATE: October 29, 2004
 DRAWN BY: CJM
 CHECKED BY: WDS

CTE ENGINEERS
 CONSOER TOWNSEND ENVIRONMENTAL ENGINEERS, INC.
 303 EAST WACKER DRIVE, SUITE 600
 CHICAGO, ILLINOIS 60601-5212, PHONE: (312) 938-0300

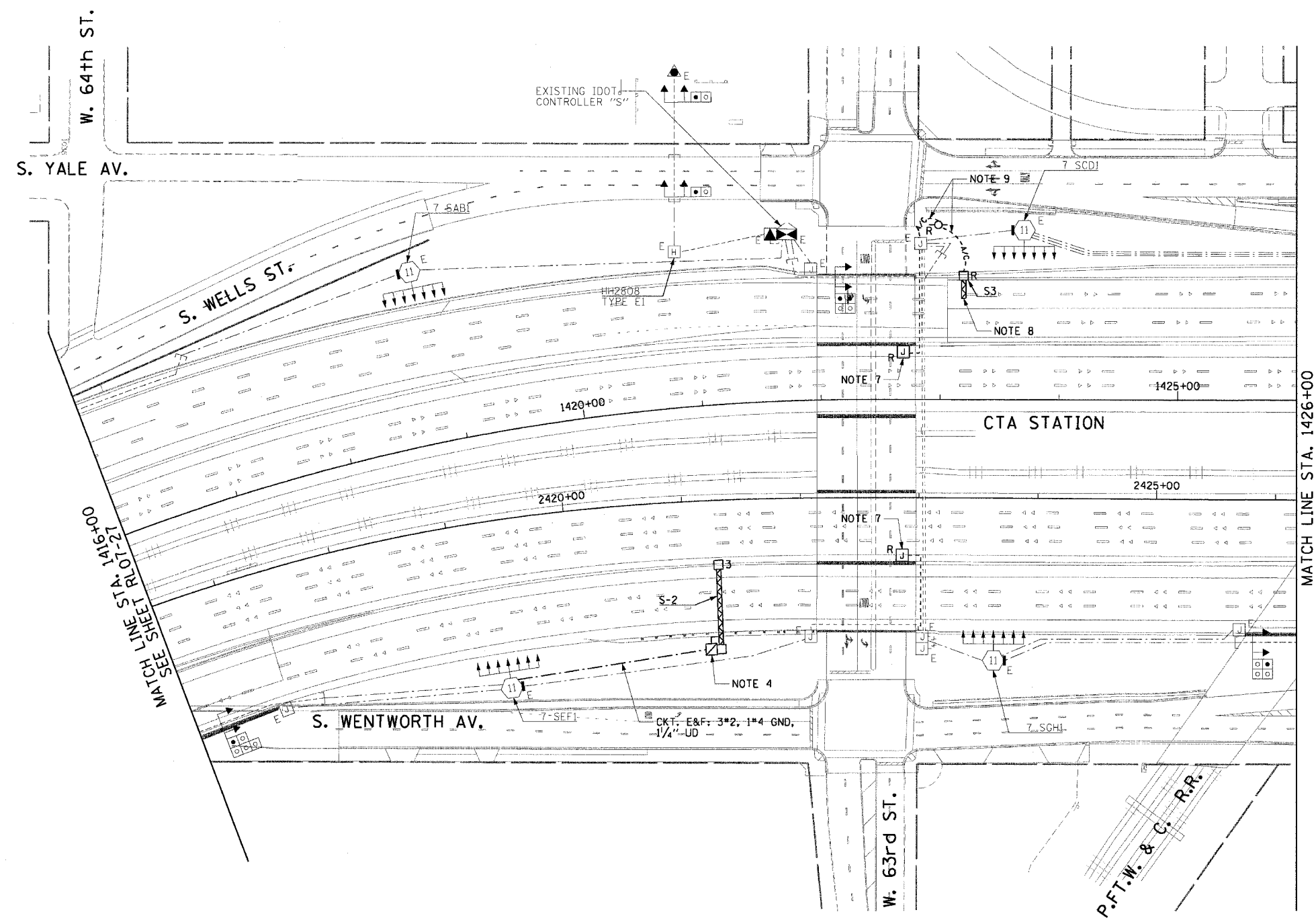
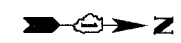
m:\p10468\elec\96-conr-203\stn\contract 2007\102027\rl07-27.dwg
 07/28/04 PM

F.A.I. RTE.	SECTION	COUNTY	TOTAL SHEETS	SHEET NO.
90/94	2003-0311	COOK	976	237
STA. 1416+00.00		TO STA. 1426+00.00		
FED. ROAD DIST. NO. 1		ILLINOIS		FED. AID PROJECT

62583

NOTES:

- SEE DRAWINGS ME-01 AND ME-02 FOR ELECTRICAL SYMBOLS AND ABBREVIATIONS.
- COORDINATE ALL WORK WITH IDOT CONTRACT NOS. 62301 AND 62303.
- UNLESS NOTED OTHERWISE, ALL ITEMS AND WORK SHOWN IN HEAVY LINE WEIGHT ON THIS DRAWING ARE PROPOSED ITEMS AND WORK.
- SEE IDOT STANDARD DRAWINGS FOR ELECTRIC CONNECTION TO SIGN STRUCTURE DETAILS.
- SEE DRAWING UL-25 FOR 63rd STREET UNDERPASS LIGHTING PLANS.
- SEE DRAWING UL-26 FOR P.F.T.W. & C. RAILROAD UNDERPASS LIGHTING PLANS.
- REMOVE THE EXISTING JUNCTION BOX, CONDUIT, AND MOUNTING HARDWARE FOR THE TEMPORARY POWER FEED TO THE UNDERPASS AND ROADWAY LIGHTING UNITS.
- REMOVE EXISTING SIGN LUMINAIRES, DISCONNECT THE EXISTING SIGN LIGHTING ELECTRIC SERVICE, AND REMOVE CABLES TO THE NEAREST SPLICE. STRUCTURE AND FOUNDATION TO BE REMOVED BY OTHERS.
- EXISTING TEMPORARY AERIAL CABLES TO BE REMOVED WILL BE INCLUDED FOR PAYMENT WITH THE "WOODEN POLE REMOVAL" PAY ITEM.
- THE FINAL INSTALLATION LOCATIONS OF THE LIGHTING RACEWAYS MUST BE COORDINATED WITH THE RACEWAYS SHOWN ON THE SURVEILLANCE PLANS.



RL07-28

REVISIONS		ILLINOIS DEPARTMENT OF TRANSPORTATION F.A.I. 90/94 (DAN RYAN EXPRESSWAY) 31st STREET TO I-57 ROADWAY LIGHTING PLANS PROPOSED IMPROVEMENTS 2007
NAME	DATE	

SCALE: 1"=50' DRAWN BY: CJM
DATE: October 29, 2004 CHECKED BY: WDS

CTE ENGINEERS
CONSOER TOWNSEND ENVIRONMENTAL ENGINEERS, INC.
303 EAST WACKER DRIVE, SUITE 600
CHICAGO, ILLINOIS 60601-5202, PHONE: (312) 938-0300

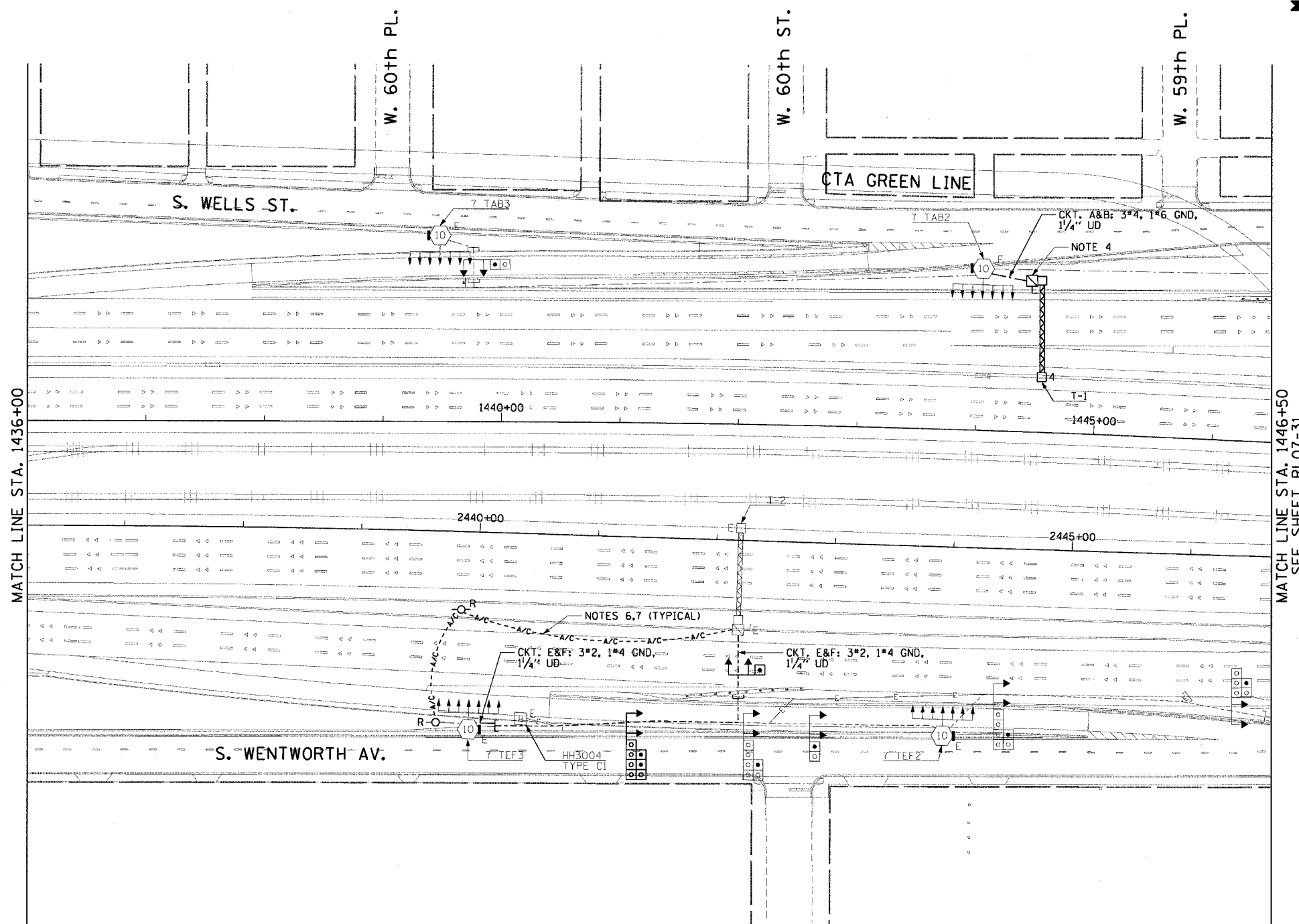
11/19/2004 04:58:08 PM

F.A.I. RTE.	SECTION	COUNTY	TOTAL SHEETS	SHEET NO.
90/94	2003-0311	COOK	976	238
STA. 1436+00.00		TO STA. 1446+50.00		
FED. ROAD DIST. NO. 1		ILLINOIS FED. AID PROJECT		

62583

NOTES:

- SEE DRAWINGS ME-01 AND ME-02 FOR ELECTRICAL SYMBOLS AND ABBREVIATIONS.
- COORDINATE ALL WORK WITH IDOT CONTRACT NOS. 62301 AND 62303.
- UNLESS NOTED OTHERWISE, ALL ITEMS AND WORK SHOWN IN HEAVY LINE WEIGHT ON THIS DRAWING ARE PROPOSED ITEMS AND WORK.
- SEE IDOT STANDARD DRAWINGS FOR ELECTRIC CONNECTION TO SIGN STRUCTURE DETAILS.
- ALL CONCRETE ENCASED DUCTBANKS SHOWN ON THIS DRAWING WILL BE INSTALLED BY OTHERS IN A SEPARATE CONTRACT, AND WILL BE CONSIDERED AN EXISTING CONDITION FOR THIS CONTRACT.
- EXISTING TEMPORARY AERIAL CABLES TO BE REMOVED WILL BE INCLUDED FOR PAYMENT WITH THE "WOODEN POLE REMOVAL" PAY ITEM. ABANDON ANY EXISTING CONDUIT UTILIZED FOR THE TEMPORARY FEED IN PLACE.
- THE TEMPORARY POWER FEED TO THE SIGN STRUCTURE MUST REMAIN IN SERVICE UNTIL THE PERMANENT POWER FEED IS INSTALLED, TESTED, AND ACCEPTED BY THE ENGINEER.
- THE FINAL INSTALLATION LOCATIONS OF THE LIGHTING RACEWAYS MUST BE COORDINATED WITH THE RACEWAYS SHOWN ON THE SURVEILLANCE PLANS.



MATCH LINE STA. 1436+00

MATCH LINE STA. 1446+50
SEE SHEET RL07-31



RL07-30

CTE ENGINEERS
 CONSOER TOWNSEND ENVIRONMENTAL ENGINEERS, INC.
 303 EAST WACKER DRIVE, SUITE 600
 CHICAGO, ILLINOIS 60601-5202, PHONE: (312) 938-0300

REVISIONS	
NAME	DATE

ILLINOIS DEPARTMENT OF TRANSPORTATION
 F.A.I. 90/94 (DAN RYAN EXPRESSWAY)
 31st STREET TO I-57
 ROADWAY LIGHTING PLANS
 PROPOSED IMPROVEMENTS 2007

SCALE: 1"=50' DRAWN BY: CJM
 DATE: October 29, 2004 CHECKED BY: WDS

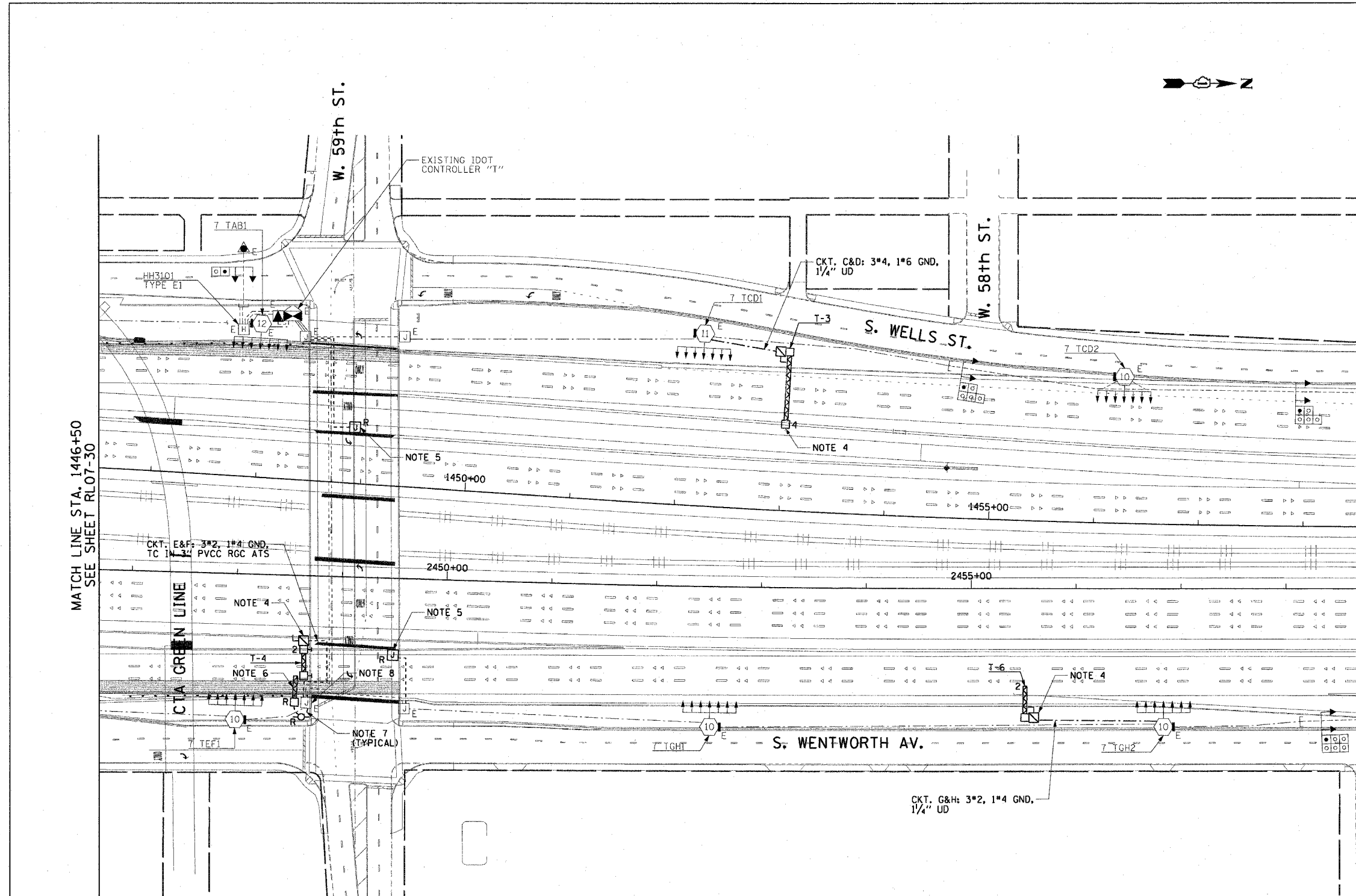
11/19/2004 04:59:11 PM

F.A.I. RE.	SECTION	COUNTY	TOTAL SHEETS	SHEET NO.
90/94	2003-0311	COOK	976	239
STA. 1446+50.00		TO STA. 1458+50.00		
FED. ROAD DIST. NO. 1 ILLINOIS FED. AID PROJECT				

62583

NOTES:

- SEE DRAWINGS ME-01 AND ME-02 FOR ELECTRICAL SYMBOLS AND ABBREVIATIONS.
- COORDINATE ALL WORK WITH IDOT CONTRACT NOS. 62301 AND 62303.
- UNLESS NOTED OTHERWISE, ALL ITEMS AND WORK SHOWN IN HEAVY LINE WEIGHT ON THIS DRAWING ARE PROPOSED ITEMS AND WORK.
- SEE IDOT STANDARD DRAWINGS FOR ELECTRIC CONNECTION TO SIGN STRUCTURE DETAILS.
- REMOVE THE EXISTING JUNCTION BOX, CONDUIT, AND MOUNTING HARDWARE FOR THE TEMPORARY POWER FEED TO THE UNDERPASS AND ROADWAY LIGHTING UNITS.
- REMOVE EXISTING SIGN LUMINAIRES, DISCONNECT THE EXISTING SIGN LIGHTING ELECTRIC SERVICE, AND REMOVE CABLES TO THE NEAREST SPLICE. STRUCTURE AND FOUNDATION WILL BE REMOVED BY OTHERS.
- EXISTING TEMPORARY AERIAL CABLES TO BE REMOVED WILL BE INCLUDED FOR PAYMENT WITH THE "WOODEN POLE REMOVAL" PAY ITEM.
- SPLICE NEW LIGHTING CIRCUIT CABLES TO THE CORRESPONDING EXISTING LIGHTING CIRCUITS LOCATED WITHIN THE EXISTING JUNCTION BOX.
- THE FINAL INSTALLATION LOCATIONS OF THE LIGHTING RACEWAYS MUST BE COORDINATED WITH THE RACEWAYS SHOWN ON THE SURVEILLANCE PLANS.



MATCH LINE STA. 1446+50
SEE SHEET RL07-30

MATCH LINE STA. 1458+50
SEE SHEET RL07-32



RL07-31

CTE ENGINEERS
 CONSER TOWNSEND ENVIRODYNE ENGINEERS, INC.
 303 EAST WACKER DRIVE, SUITE 600
 CHICAGO, ILLINOIS 60601-5202, PHONE: (312) 938-0300

REVISIONS	
NAME	DATE

ILLINOIS DEPARTMENT OF TRANSPORTATION
 F.A.I. 90/94 (DAN RYAN EXPRESSWAY)
 31st STREET TO I-57
**ROADWAY LIGHTING PLANS
 PROPOSED IMPROVEMENTS 2007**

SCALE: 1"=50'
 DATE: October 29, 2004

DRAWN BY: CJM
 CHECKED BY: WDS

m:\p\0468\elect\16-conr\20\slh\contract\2007\1020312a_07.sht 07/15/2004 07:28:21 PM

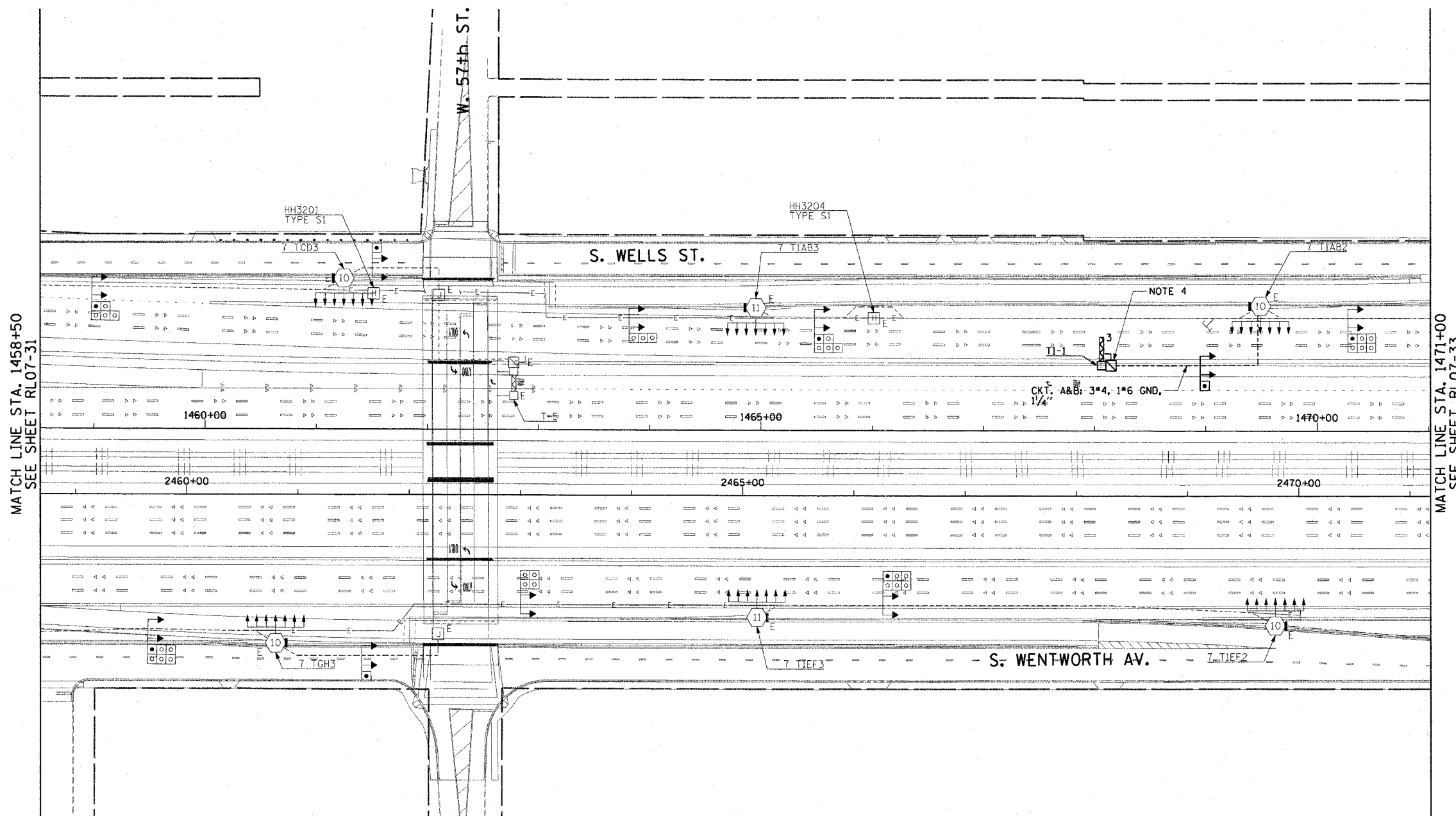
F.A.I. RTE.	SECTION	COUNTY	TOTAL SHEETS	SHEET NO.
90/94	2003-0311	COOK	976	240
STA. 1458+50.00		TO STA. 1471+00.00		
FED. ROAD DIST. NO. 1 ILLINOIS FED. AID PROJECT				

62583

NOTES:


1. SEE DRAWINGS ME-01 AND ME-02 FOR ELECTRICAL SYMBOLS AND ABBREVIATIONS.
2. COORDINATE ALL WORK WITH IDOT CONTRACT NOS. 62301 AND 62303.
3. UNLESS NOTED OTHERWISE, ALL ITEMS AND WORK SHOWN IN HEAVY LINE WEIGHT ON THIS DRAWING ARE PROPOSED ITEMS AND WORK.
4. SEE IDOT STANDARD DRAWINGS FOR ELECTRIC CONNECTION TO SIGN STRUCTURE DETAILS.
5. ALL CONCRETE ENCASED DUCTBANKS SHOWN ON THIS DRAWING WILL BE INSTALLED BY OTHERS IN A SEPARATE CONTRACT, AND WILL BE CONSIDERED AN EXISTING CONDITION FOR THIS CONTRACT.

m:\p40468\elect\6-conr\2b-sm\contract 2007\1020322a_01.dwg



MATCH LINE STA. 1458+50
SEE SHEET RL07-31

MATCH LINE STA. 1471+00
SEE SHEET RL07-33



RL07-32

REVISIONS	
NAME	DATE

ILLINOIS DEPARTMENT OF TRANSPORTATION
F.A.I. 90/94 (DAN RYAN EXPRESSWAY)
31st STREET TO I-57

ROADWAY LIGHTING PLANS
PROPOSED IMPROVEMENTS 2007

SCALE: 1"=50'

DATE: October 29, 2004

DRAWN BY: CJM

CHECKED BY: WDS

CTE ENGINEERS
CONSER TOWNSEND ENVIRONMENTAL ENGINEERS, INC.
303 EAST WACKER DRIVE, SUITE 600
CHICAGO, ILLINOIS 60601-5232, PHONE: (312) 938-0300

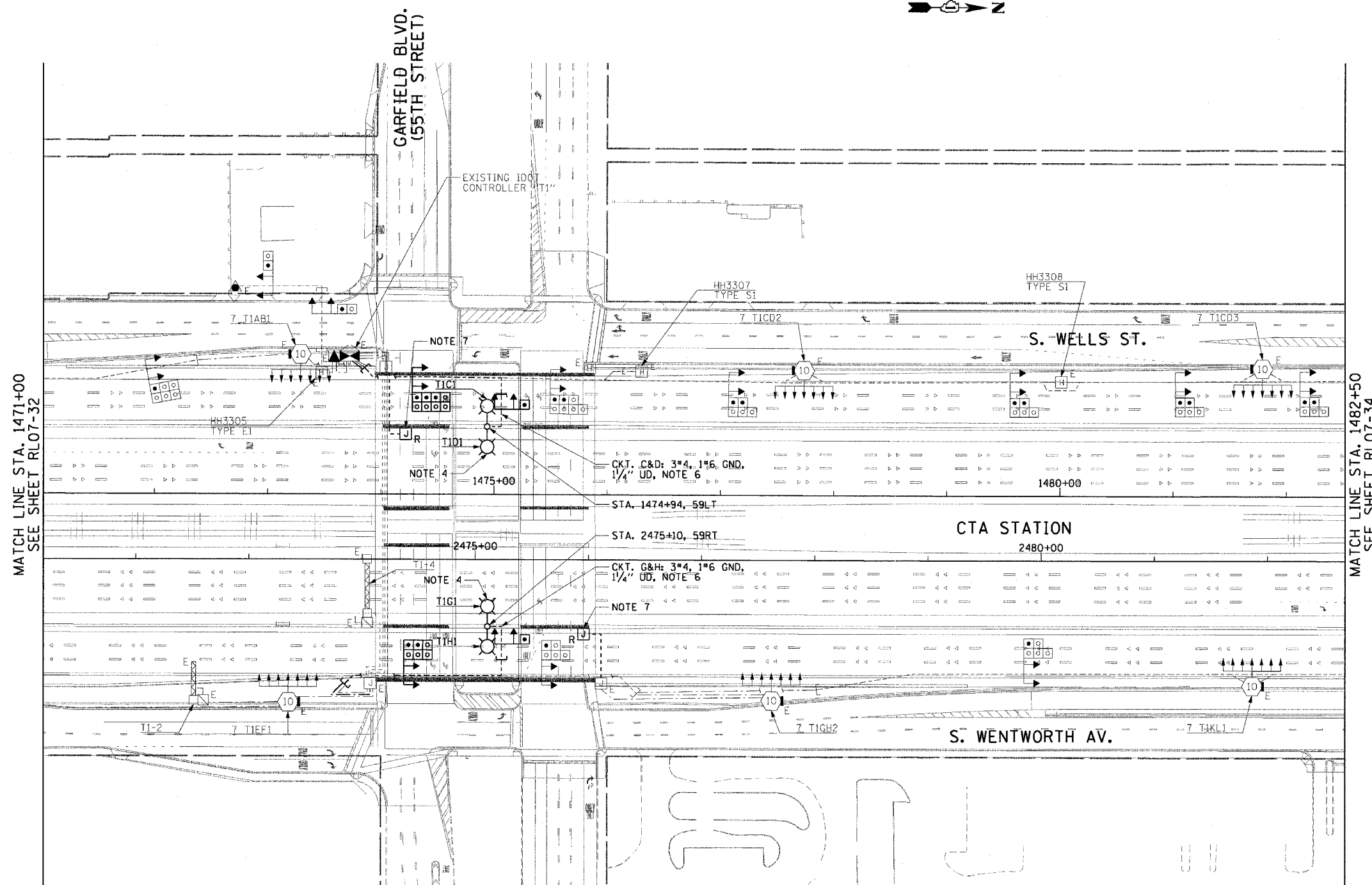
10/15/2004 07:28:22 PM

F.A.I. RTE.	SECTION	COUNTY	TOTAL SHEETS	SHEET NO.
90/94	2003-0311	COOK	976	241
STA. 1471+00.00 TO STA. 1482+50.00		FED. AID PROJECT		

62583

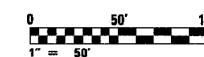
NOTES:

- SEE DRAWINGS ME-01 AND ME-02 FOR ELECTRICAL SYMBOLS AND ABBREVIATIONS.
- COORDINATE ALL WORK WITH IDOT CONTRACT NOS. 62301 AND 62303.
- UNLESS NOTED OTHERWISE, ALL ITEMS AND WORK SHOWN IN HEAVY LINE WEIGHT ON THIS DRAWING ARE PROPOSED ITEMS AND WORK.
- THE CONTRACTOR MUST OBTAIN APPROVAL FROM THE ENGINEER PRIOR TO INSTALLING THE PROPOSED TWIN MAST ARM CONVENTIONAL LIGHTING UNIT.
- SEE DRAWINGS UL-29 AND UL-30 FOR GARFIELD BLVD. (55th STREET) UNDERPASS LIGHTING PLANS.
- ALL CONCRETE ENCASED DUCTBANKS SHOWN ON THIS DRAWING WILL BE INSTALLED BY OTHERS IN A SEPARATE CONTRACT, AND WILL BE CONSIDERED AN EXISTING CONDITION FOR THIS CONTRACT.
- REMOVE THE EXISTING JUNCTION BOX, CONDUIT, AND MOUNTING HARDWARE FOR THE TEMPORARY POWER FEED TO THE UNDERPASS AND ROADWAY LIGHTING UNITS.



MATCH LINE STA. 1471+00
SEE SHEET RL07-32

MATCH LINE STA. 1482+50
SEE SHEET RL07-34



RL07-33

CTE ENGINEERS
CONSOER TOWNSEND ENVIRONMENTAL ENGINEERS, INC.
303 EAST WACKER DRIVE, SUITE 600
CHICAGO, ILLINOIS 60601-5202, PHONE: (312) 938-0300

REVISIONS	
NAME	DATE

ILLINOIS DEPARTMENT OF TRANSPORTATION
F.A.I. 90/94 (DAN RYAN EXPRESSWAY)
31st STREET TO I-57

**ROADWAY LIGHTING PLANS
PROPOSED IMPROVEMENTS 2007**

SCALE: 1"=50' DRAWN BY: CJM
DATE: October 29, 2004 CHECKED BY: WDS

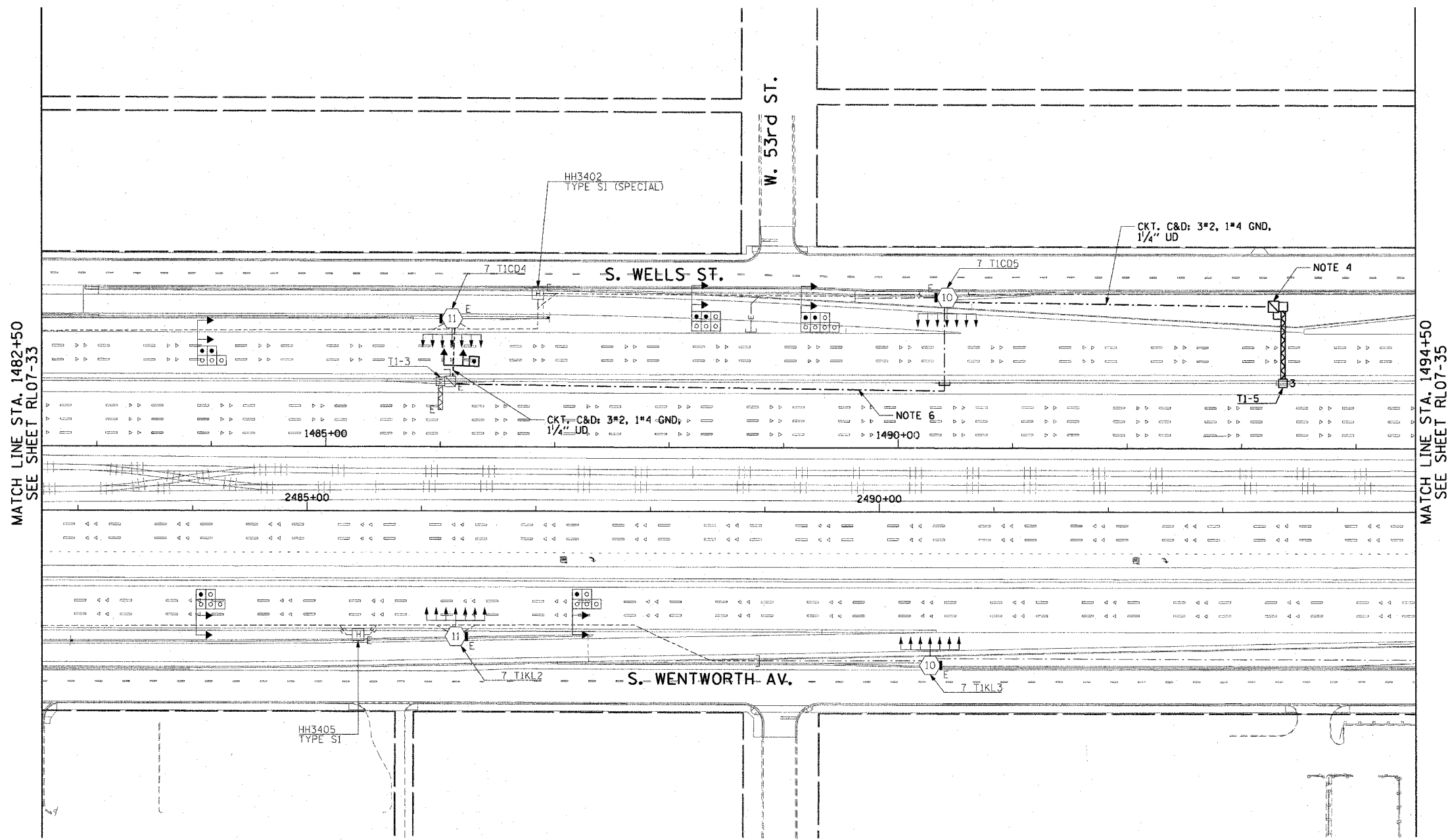
11/17/2004 03:09:36 PM

F.A.I. RTE.	SECTION	COUNTY	TOTAL SHEETS	SHEET NO.
90/94	2003-0311	COOK	976	242
STA. 1482+50.00		TO STA. 1494+50.00		
FED. ROAD DIST. NO. 1 ILLINOIS FED. AID PROJECT				

62583

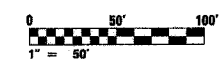
NOTES:

- SEE DRAWINGS ME-01 AND ME-02 FOR ELECTRICAL SYMBOLS AND ABBREVIATIONS.
- COORDINATE ALL WORK WITH IDOT CONTRACT NOS. 62301 AND 62303.
- UNLESS NOTED OTHERWISE, ALL ITEMS AND WORK SHOWN IN HEAVY LINE WEIGHT ON THIS DRAWING ARE PROPOSED ITEMS AND WORK.
- SEE IDOT STANDARD DRAWINGS FOR ELECTRIC CONNECTION TO SIGN STRUCTURE DETAILS.
- ALL CONCRETE ENCASED DUCTBANKS SHOWN ON THIS DRAWING WILL BE INSTALLED BY OTHERS IN A SEPARATE CONTRACT, AND WILL BE CONSIDERED AN EXISTING CONDITION FOR THIS CONTRACT.
- THE EXISTING TEMPORARY POWER FEED TO SIGN STRUCTURE "T1-3" MUST REMAIN IN SERVICE UNTIL THE PERMANENT SERVICE HAS BEEN INSTALLED, TESTED, AND ACCEPTED BY THE ENGINEER. THE CONTRACTOR SHALL PROTECT THE FEED FROM DAMAGE DURING THE EXCAVATION OF THE LOCAL LANE PAVEMENT. AFTER THE PERMANENT FEED HAS BEEN INSTALLED AND ACCEPTED, THE TEMPORARY FEED SHALL BE DISCONNECTED AND REMOVED. THE EXISTING CONDUIT SHALL BE ABANDONED IN PLACE. THIS WORK WILL BE INCLUDED FOR PAYMENT UNDER THE "DISCONNECT SIGN LIGHTING AND REMOVE WIRING TO NEAREST SPLICE" PAY ITEM.
- THE FINAL INSTALLATION LOCATIONS OF THE LIGHTING RACEWAYS MUST BE COORDINATED WITH THE RACEWAYS SHOWN ON THE SURVEILLANCE PLANS.



MATCH LINE STA. 1482+50
SEE SHEET RL07-33

MATCH LINE STA. 1494+50
SEE SHEET RL07-35



RL07-34



REVISIONS	
NAME	DATE

ILLINOIS DEPARTMENT OF TRANSPORTATION
F.A.I. 90/94 (DAN RYAN EXPRESSWAY)
31st STREET TO I-57

**ROADWAY LIGHTING PLANS
PROPOSED IMPROVEMENTS 2007**

SCALE: 1"=50' DRAWN BY: CJM
DATE: October 29, 2004 CHECKED BY: WDS

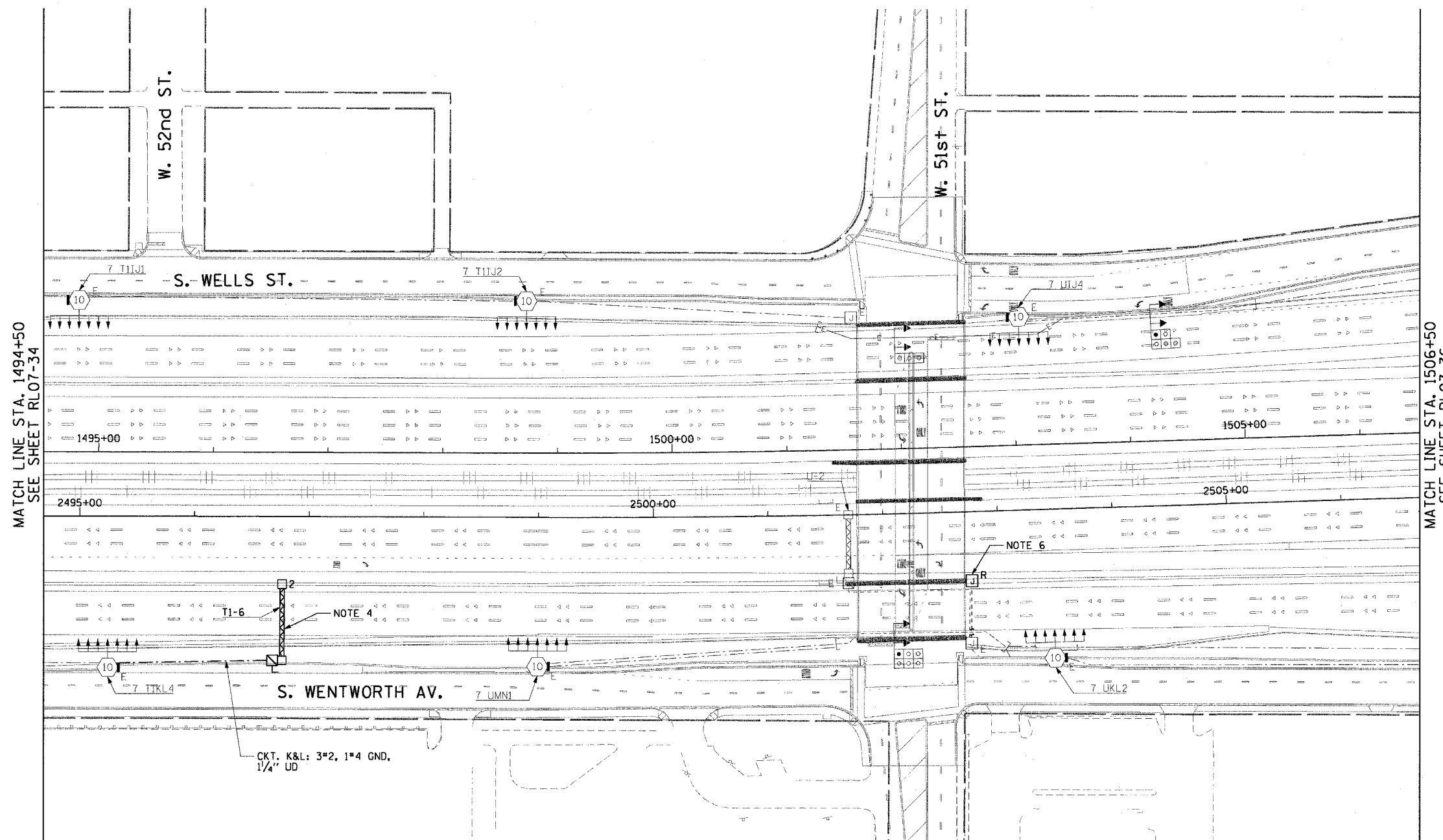
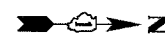
10/18/2004 08:08:55 AM

F.A.I. RTE.	SECTION	COUNTY	TOTAL SHEETS	SHEET NO.
90/94	2003-0311	COOK	976	243
STA. 1494+50.00		TO STA. 1506+50.00		
FED. ROAD DIST. NO. 1		ILLINOIS		FED. AID PROJECT

62583

NOTES:

- SEE DRAWINGS ME-01 AND ME-02 FOR ELECTRICAL SYMBOLS AND ABBREVIATIONS.
- COORDINATE WORK WITH IDOT CONTRACT NOS. 62301 AND 62303.
- UNLESS NOTED OTHERWISE, ALL ITEMS AND WORK SHOWN IN HEAVY LINE WEIGHT ON THIS DRAWING ARE PROPOSED ITEMS AND WORK.
- SEE IDOT STANDARD DRAWINGS FOR ELECTRIC CONNECTION TO SIGN STRUCTURE DETAILS.
- THE FINAL INSTALLATION LOCATIONS OF THE LIGHTING RACEWAYS MUST BE COORDINATED WITH THE RACEWAYS SHOWN ON THE SURVEILLANCE PLANS.
- REMOVE THE EXISTING JUNCTION BOX, CONDUIT, AND MOUNTING HARDWARE FOR THE TEMPORARY POWER FEED TO THE UNDERPASS AND ROADWAY LIGHTING UNITS.



MATCH LINE STA. 1494+50
SEE SHEET RL07-34

MATCH LINE STA. 1506+50
SEE SHEET RL07-36

CKT. K&L: 3#2, 1#4 GND,
1/4" UD

NOTE 6

NOTE 4



RL07-35

CTE ENGINEERS
 CONSER TOWNSEND ENVIRONMENTAL ENGINEERS, INC.
 303 EAST WACKER DRIVE, SUITE 600
 CHICAGO, ILLINOIS 60601-5202, PHONE: (312) 938-0300

REVISIONS	
NAME	DATE

ILLINOIS DEPARTMENT OF TRANSPORTATION
 F.A.I. 90/94 (DAN RYAN EXPRESSWAY)
 31st STREET TO I-57
 ROADWAY LIGHTING PLANS
 PROPOSED IMPROVEMENTS 2007

SCALE: 1"=50' DRAWN BY: CJM
 DATE: October 29, 2004 CHECKED BY: WDS

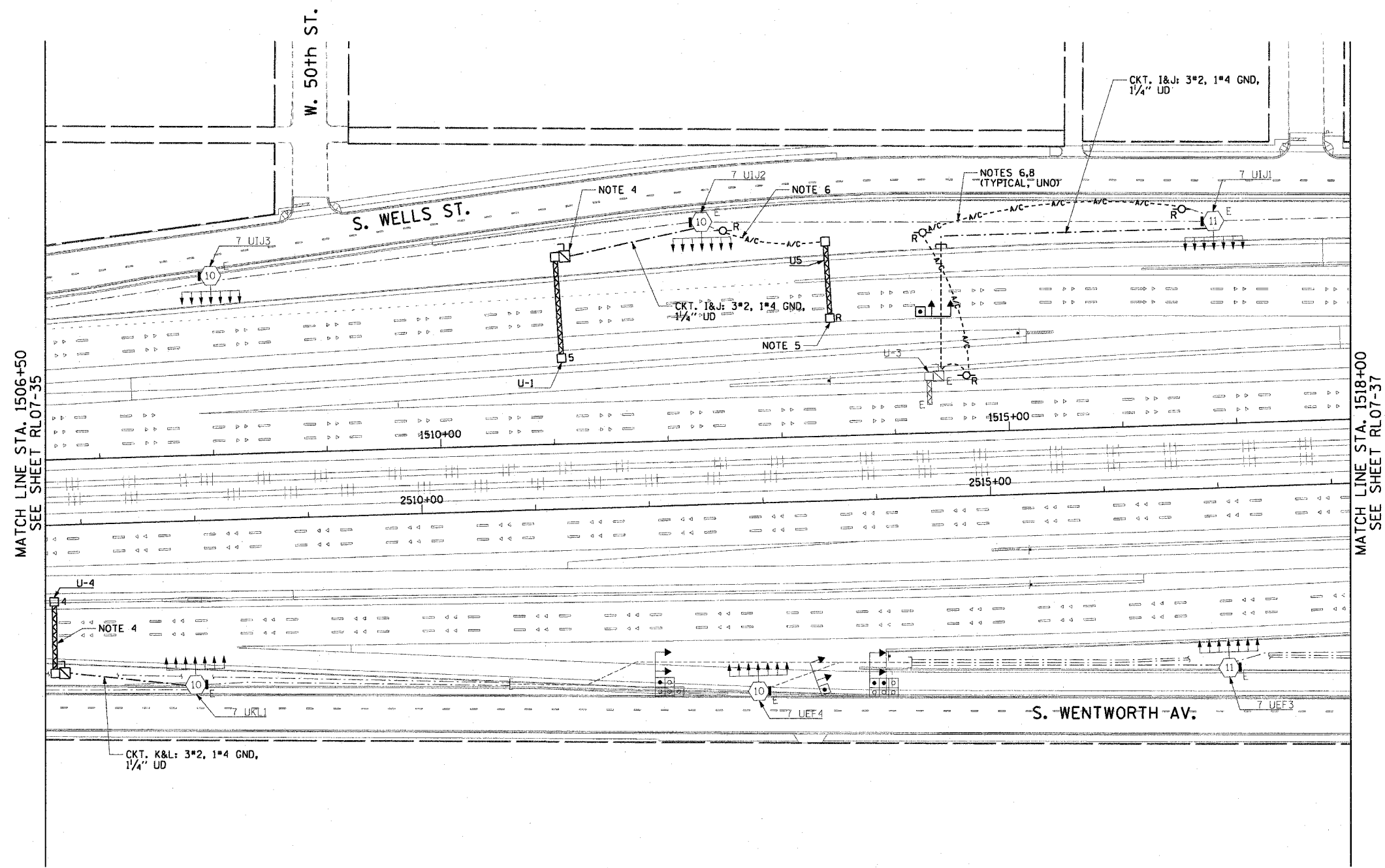
10/22/2004 10:46:07 AM

F.A.I. RTE.	SECTION	COUNTY	TOTAL SHEETS	SHEET NO.
90/94	2003-0311	COOK	976	244
STA. 1506+50.00		TO STA. 1518+00.00		
FED. ROAD DIST. NO. 1		ILLINOIS		FED. AID PROJECT

62583

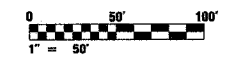
NOTES:

- SEE DRAWINGS ME-01 AND ME-02 FOR ELECTRICAL SYMBOLS AND ABBREVIATIONS.
- COORDINATE WORK WITH IDOT CONTRACT NOS. 62301 AND 62303.
- UNLESS NOTED OTHERWISE, ALL ITEMS AND WORK SHOWN IN HEAVY LINE WEIGHT ON THIS DRAWING ARE PROPOSED ITEMS AND WORK.
- SEE IDOT STANDARD DRAWINGS FOR ELECTRIC CONNECTION TO SIGN STRUCTURE DETAILS.
- REMOVE EXISTING SIGN LUMINAIRES, DISCONNECT THE EXISTING SIGN LIGHTING ELECTRIC SERVICE, AND REMOVE CABLES TO THE NEAREST SPLICE. STRUCTURE AND FOUNDATION WILL BE REMOVED BY OTHERS.
- EXISTING TEMPORARY AERIAL CABLES TO BE REMOVED WILL BE INCLUDED FOR PAYMENT WITH THE "WOODEN POLE REMOVAL" PAY ITEM. ABANDON ANY EXISTING CONDUIT UTILIZED FOR THE TEMPORARY FEED IN PLACE.
- ALL CONCRETE ENCASED DUCTBANKS SHOWN ON THIS DRAWING WILL BE INSTALLED BY OTHERS IN A SEPARATE CONTRACT, AND WILL BE CONSIDERED AN EXISTING CONDITION FOR THIS CONTRACT.
- THE TEMPORARY POWER FEED TO THE SIGN STRUCTURE MUST REMAIN IN SERVICE UNTIL THE PERMANENT POWER FEED IS INSTALLED, TESTED, AND ACCEPTED BY THE ENGINEER.
- THE FINAL INSTALLATION LOCATIONS OF THE LIGHTING RACEWAYS MUST BE COORDINATED WITH THE RACEWAYS SHOWN ON THE SURVEILLANCE PLANS.



MATCH LINE STA. 1506+50
SEE SHEET RL07-35

MATCH LINE STA. 1518+00
SEE SHEET RL07-37



RL07-36

CTE ENGINEERS
 CONSOER TOWNSEND ENVIRONMENTAL ENGINEERS, INC.
 303 EAST WACKER DRIVE, SUITE 600
 CHICAGO ILLINOIS 60601-5212, PHONE: (312) 938-0300

REVISIONS	
NAME	DATE

ILLINOIS DEPARTMENT OF TRANSPORTATION
 F.A.I. 90/94 (DAN RYAN EXPRESSWAY)
 31st STREET TO I-57

**ROADWAY LIGHTING PLANS
 PROPOSED IMPROVEMENTS 2007**

SCALE: 1"=50'
 DATE: October 29, 2004
 DRAWN BY: CJM
 CHECKED BY: WDS


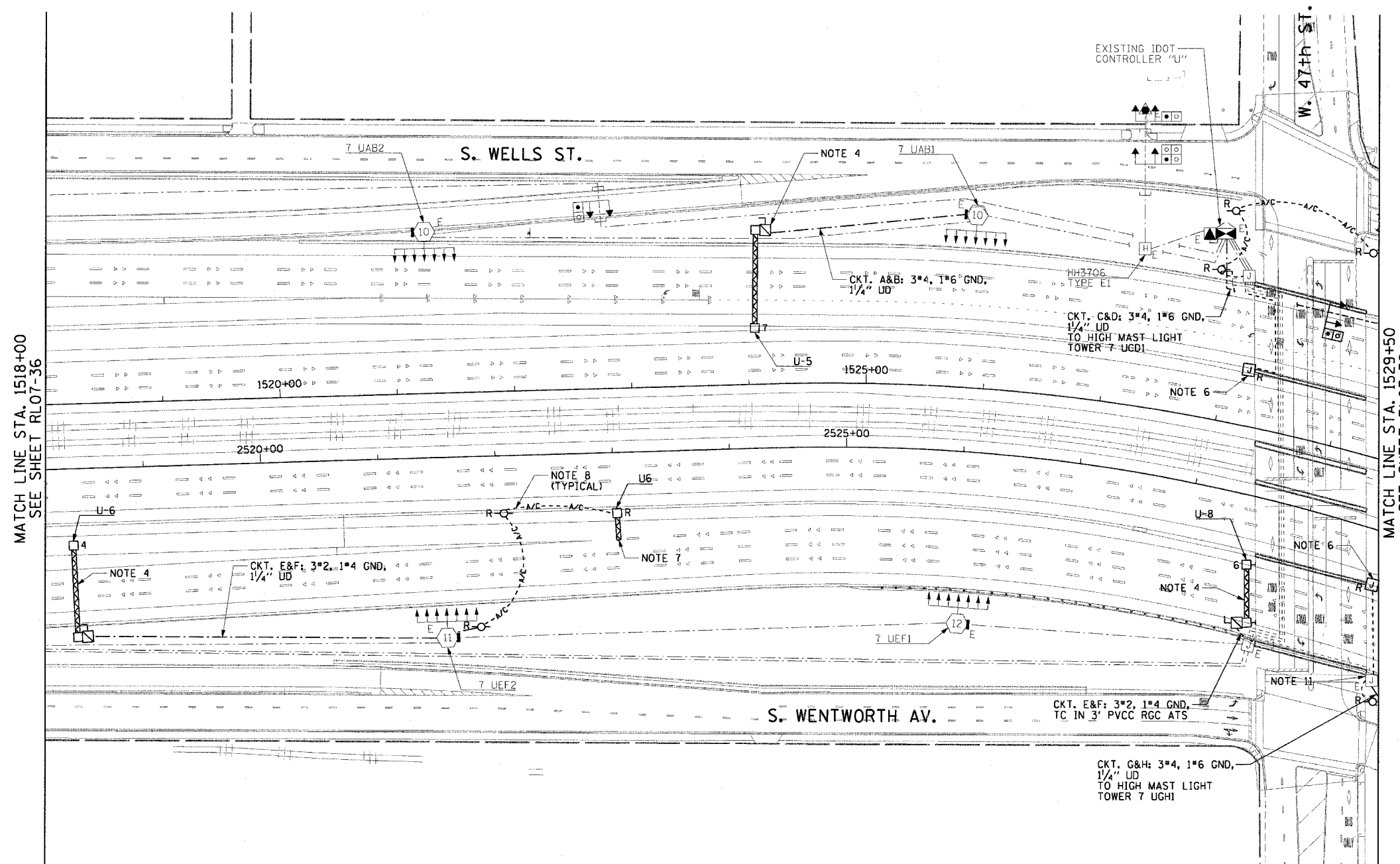
10/15/2004 07:28:27 PM

F.A.I. RTE.	SECTION	COUNTY	TOTAL SHEETS	SHEET NO.
90/94	2003-0311	COOK	976	245
STA. 1518+00.00		TO STA. 1529+50.00		
FED. ROAD DIST. NO. 1		ILLINOIS FED. AID PROJECT		

62583

NOTES:

- SEE DRAWINGS ME-01 AND ME-02 FOR ELECTRICAL SYMBOLS AND ABBREVIATIONS.
- COORDINATE ALL WORK WITH IDOT CONTRACT NOS. 62301 AND 62303.
- UNLESS NOTED OTHERWISE, ALL ITEMS AND WORK SHOWN IN HEAVY LINE WEIGHT ON THIS DRAWING ARE PROPOSED ITEMS AND WORK.
- SEE IDOT STANDARD DRAWINGS FOR ELECTRIC CONNECTION TO SIGN STRUCTURE DETAILS.
- SEE DRAWING UL-32 FOR 47th STREET UNDERPASS LIGHTING PLANS.
- REMOVE THE EXISTING JUNCTION BOX, CONDUIT, AND MOUNTING HARDWARE FOR THE TEMPORARY POWER FEED TO THE UNDERPASS AND ROADWAY LIGHTING UNITS.
- REMOVE EXISTING SIGN LUMINAIRES, DISCONNECT THE EXISTING SIGN LIGHTING ELECTRIC SERVICE, AND REMOVE CABLES TO THE NEAREST SPLICE STRUCTURE AND FOUNDATION WILL BE REMOVED BY OTHERS.
- EXISTING TEMPORARY AERIAL CABLES TO BE REMOVED WILL BE INCLUDED FOR PAYMENT WITH THE "WOODEN POLE REMOVAL" PAY ITEM. ABANDON ANY EXISTING CONDUIT UTILIZED FOR THE TEMPORARY FEED IN PLACE.
- ALL CONCRETE ENCASED DUCTBANKS SHOWN ON THIS DRAWING WILL BE INSTALLED BY OTHERS IN A SEPARATE CONTRACT, AND WILL BE CONSIDERED AN EXISTING CONDITION FOR THIS CONTRACT.
- THE FINAL INSTALLATION LOCATIONS OF THE LIGHTING RACEWAYS MUST BE COORDINATED WITH THE RACEWAYS SHOWN ON THE SURVEILLANCE PLANS.
- SPLICE NEW LIGHTING CIRCUIT CABLES TO THE CORRESPONDING EXISTING LIGHTING CIRCUITS LOCATED WITHIN THE EXISTING JUNCTION BOX.



RL07-37

REVISIONS		ILLINOIS DEPARTMENT OF TRANSPORTATION F.A.I. 90/94 (DAN RYAN EXPRESSWAY) 31st STREET TO I-57
NAME	DATE	
		ROADWAY LIGHTING PLANS PROPOSED IMPROVEMENTS 2007
SCALE: 1"=50'		DRAWN BY: CJM
DATE: October 29, 2004		CHECKED BY: WDS

CTE ENGINEERS
 CONSOER TOWNSEND ENVIRONMENTAL ENGINEERS, INC.
 303 EAST WACKER DRIVE, SUITE 600
 CHICAGO, ILLINOIS 60601-5202, PHONE: (312) 938-0300

11/29/2004 11:57:40 AM

F.A.I. RTE.	SECTION	COUNTY	TOTAL SHEETS	SHEET NO.
94/90	2003-0311	COOK	976	246
STA. 1529+50		TO STA. 1536+00		
FED. ROAD DIST. NO.	ILLINOIS	FED. AID PROJECT		
62583				

NOTES:

- SEE DRAWINGS ME-01 AND ME-02 FOR ELECTRICAL SYMBOLS AND ABBREVIATIONS.
- UNLESS NOTED OTHERWISE, ALL ITEMS AND WORK SHOWN IN HEAVY LINE WEIGHT ON THIS DRAWING ARE PROPOSED NEW ITEMS AND WORK.
- SEE DRAWING ES-07 FOR HIGH MAST LIGHT TOWER SCHEDULE.
- PROPOSED HIGH MAST TOWERS SHALL BE INSTALLED AS INDICATED. THE TOWERS SHALL BE CONNECTED TO THE PROPOSED LIGHTING CONTROLLERS. HIGH MAST TOWER FOUNDATIONS IN WALL SHALL BE INSTALLED BY OTHERS IN CONTRACT 62303.
- TEMPORARY LIGHTING SHALL REMAIN OPERATIONAL UNTIL THE PROPOSED HIGH MAST TOWERS ARE INSTALLED AND OPERATIONAL. AFTER HIGH MAST TOWERS ARE OPERATIONAL, ALL TEMPORARY POLES AND AERIAL CABLE SHALL BE REMOVED.

CKT. C&D: 3*4, 1*6 GND
1/4" UD

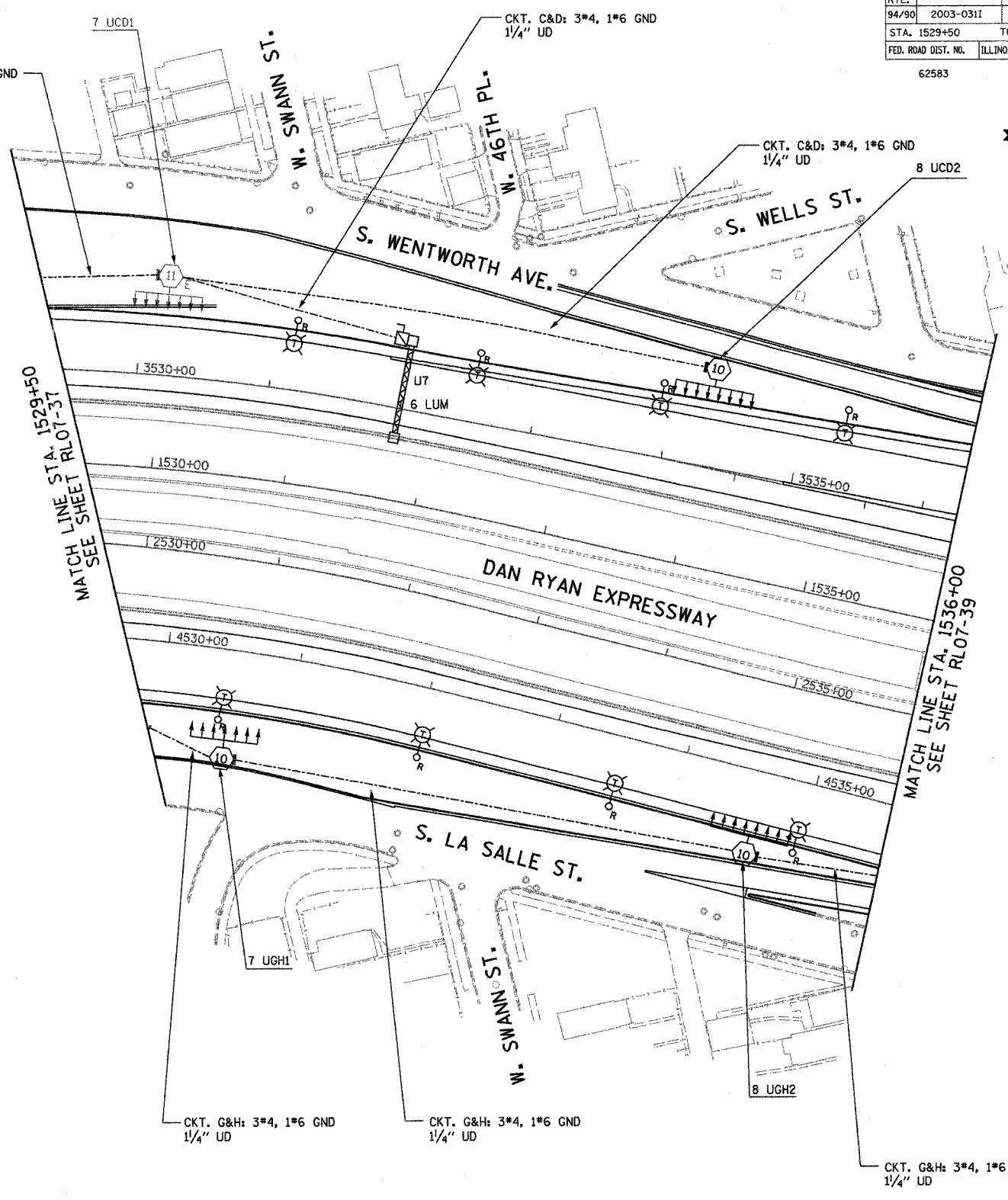
CKT. C&D: 3*4, 1*6 GND
1/4" UD

CKT. C&D: 3*4, 1*6 GND
1/4" UD

CKT. G&H: 3*4, 1*6 GND
1/4" UD

CKT. G&H: 3*4, 1*6 GND
1/4" UD

CKT. G&H: 3*4, 1*6 GND
1/4" UD

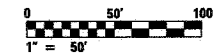


MATCH LINE STA. 1529+50
SEE SHEET RLO7-37

MATCH LINE STA. 1536+00
SEE SHEET RLO7-39

RLO7-38

KAM ENGINEERING, INC.
CONSULTING ENGINEERS
707A Davis Road, Suite 205
Elgin, Illinois 60123-1369



REVISIONS	
NAME	DATE

ILLINOIS DEPARTMENT OF TRANSPORTATION
F.A.I. 94/90 (DAN RYAN EXPRESSWAY)
31st STREET TO I-57

**ROADWAY LIGHTING PLANS
PROPOSED IMPROVEMENTS 2007**

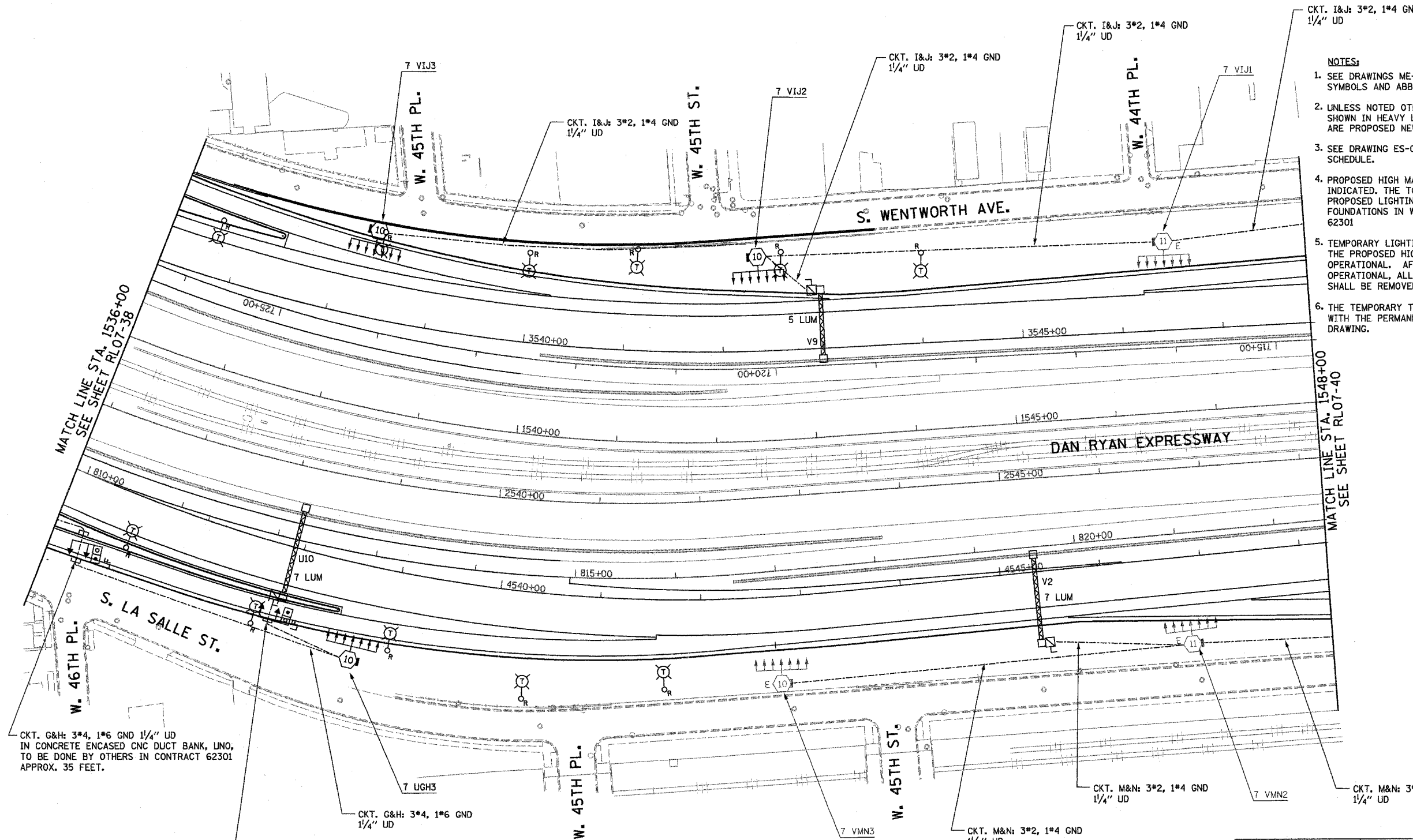
SCALE: 1"=50'
DATE: OCTOBER 29, 2004

DRAWN BY: BL
CHECKED BY: SM

02/26/2004 10:15/2004

F.A.I. RTE.	SECTION	COUNTY	TOTAL SHEETS	SHEET NO.
94/90	2003-0311	COOK	976	247
STA. 1536+00	TO STA. 1548+00			
FED. ROAD DIST. NO.	ILLINOIS	FED. AID PROJECT		

62583

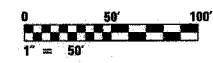


- NOTES:**
- SEE DRAWINGS ME-01 AND ME-02 FOR ELECTRICAL SYMBOLS AND ABBREVIATIONS.
 - UNLESS NOTED OTHERWISE, ALL ITEMS AND WORK SHOWN IN HEAVY LINE WEIGHT ON THIS DRAWING ARE PROPOSED NEW ITEMS AND WORK.
 - SEE DRAWING ES-07 FOR HIGH MAST LIGHT TOWER SCHEDULE.
 - PROPOSED HIGH MAST TOWERS SHALL BE INSTALLED AS INDICATED. THE TOWERS SHALL BE CONNECTED TO THE PROPOSED LIGHTING CONTROLLERS. HIGH MAST TOWER FOUNDATIONS IN WALL SHALL BE INSTALLED IN CONTRACT 62301
 - TEMPORARY LIGHTING SHALL REMAIN OPERATIONAL UNTIL THE PROPOSED HIGH MAST TOWERS ARE INSTALLED AND OPERATIONAL. AFTER HIGH MAST TOWERS ARE OPERATIONAL, ALL TEMPORARY POLES AND AERIAL CABLE SHALL BE REMOVED.
 - THE TEMPORARY TOWER DESIGNATIONS SHALL BE REPLACED WITH THE PERMANENT DESIGNATIONS AS INDICATED ON THIS DRAWING.

CKT. G&H: 3*4, 1*6 GND 1/4" UD
IN CONCRETE ENCASED CNC DUCT BANK, UNO,
TO BE DONE BY OTHERS IN CONTRACT 62301
APPROX. 35 FEET.

CKT. G&H: 3*4, 1*6 GND 1/4" UD
IN CONCRETE ENCASED CNC DUCT BANK, UNO,
TO BE DONE BY OTHERS IN CONTRACT 62301
APPROX. 25 FEET.

KAM ENGINEERING, INC.
CONSULTING ENGINEERS
707A Davis Road, Suite 205
Elgin, Illinois 60123-1369



REVISIONS	
NAME	DATE

ILLINOIS DEPARTMENT OF TRANSPORTATION
F.A.I. 94/90 (DAN RYAN EXPRESSWAY)
31st STREET TO I-57

**ROADWAY LIGHTING PLANS
PROPOSED IMPROVEMENTS 2007**

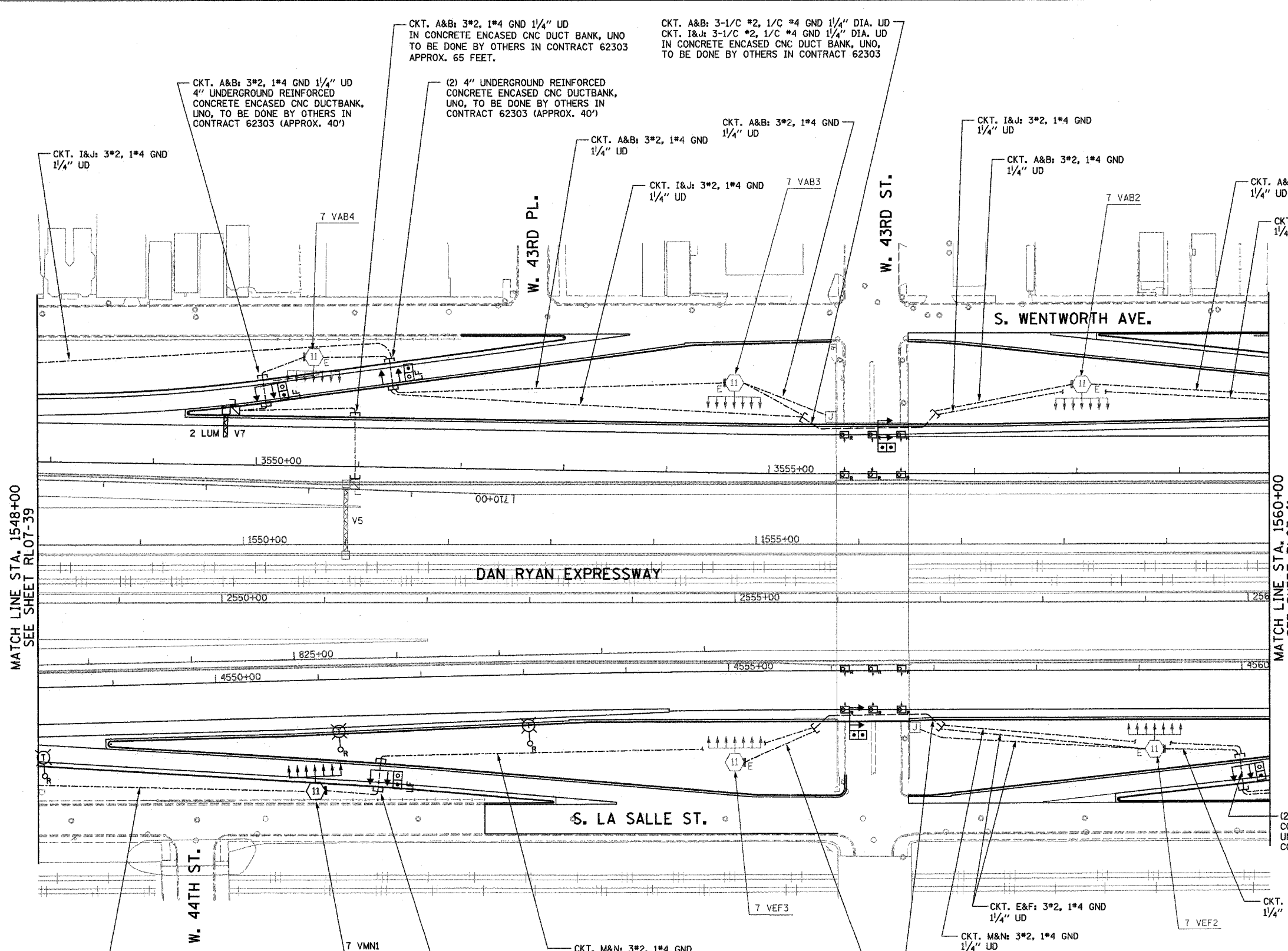
SCALE: 1"=50' DRAWN BY: BL
DATE: OCTOBER 29, 2004 CHECKED BY: SM

RLO7-39

G:\projects\94-90\329-SHT\Lighting\PLRLO7-39.dwg 10/15/2004 09:23:10 PM

F.A.I. RTE.	SECTION	COUNTY	TOTAL SHEETS	SHEET NO.
94/90	2003-03II	COOK	976	249
STA. 1548+00		TO STA. 1560+00		
FED. ROAD DIST. NO.	ILLINOIS	FED. AID PROJECT		

62583



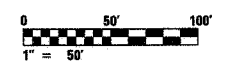
- NOTES:**
- SEE DRAWINGS ME-01 AND ME-02 FOR ELECTRICAL SYMBOLS AND ABBREVIATIONS.
 - UNLESS NOTED OTHERWISE, ALL ITEMS AND WORK SHOWN IN HEAVY LINE WEIGHT ON THIS DRAWING ARE PROPOSED NEW ITEMS AND WORK.
 - SEE DRAWING ES-07 FOR HIGH MAST LIGHT TOWER SCHEDULE.
 - PROPOSED HIGH MAST TOWERS SHALL BE INSTALLED AS INDICATED. THE TOWERS SHALL BE CONNECTED TO THE PROPOSED LIGHTING CONTROLLERS.
 - TEMPORARY LIGHTING SHALL REMAIN OPERATIONAL UNTIL THE PROPOSED HIGH MAST TOWERS ARE INSTALLED AND OPERATIONAL. AFTER HIGH MAST TOWERS ARE OPERATIONAL, ALL TEMPORARY POLES AND AERIAL CABLE SHALL BE REMOVED.
 - RUN PARALLEL RACEWAYS IN COMMON TRENCH.
 - SEE SHEET UL-01 FOR UNDERPASS LIGHTING PLAN.

MATCH LINE STA. 1548+00
SEE SHEET RL07-39

MATCH LINE STA. 1560+00
SEE SHEET RL07-41

RL07-40

K&E KAM ENGINEERING, INC.
CONSULTING ENGINEERS
707A Davis Road, Suite 205
Elgin, Illinois 60123-1369



REVISIONS	
NAME	DATE

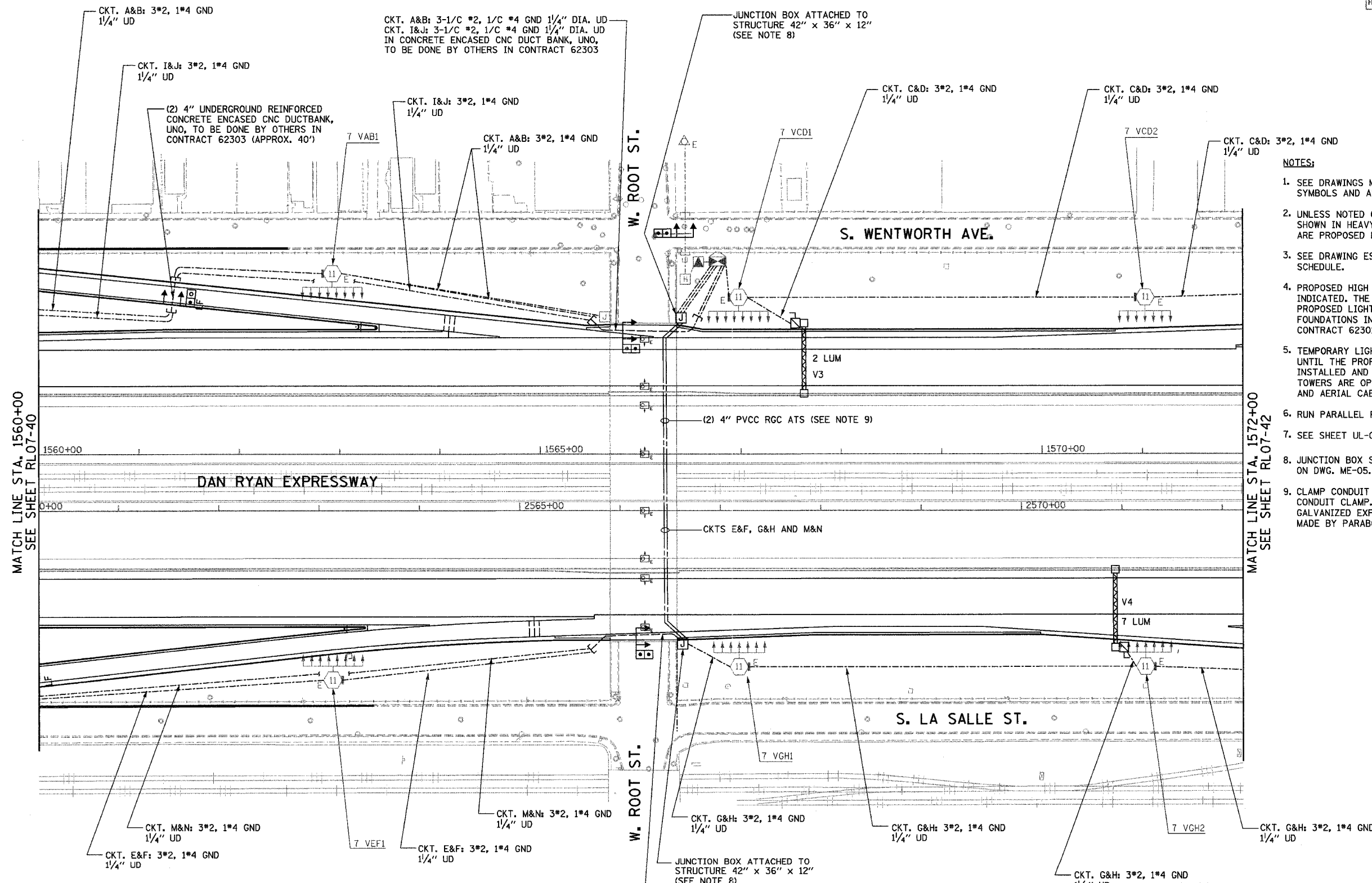
ILLINOIS DEPARTMENT OF TRANSPORTATION
F.A.I. 94/90 (DAN RYAN EXPRESSWAY)
31st STREET TO I-57

**ROADWAY LIGHTING PLANS
PROPOSED IMPROVEMENTS 2007**

SCALE: 1"=50'
DATE: OCTOBER 29, 2004
DRAWN BY: BL
CHECKED BY: SM

G:\Projects\94-325 SHF Lighting RL07-40.dwg 10/15/2004 2:29:23 PM

F.A.I. RTE.	SECTION	COUNTY	TOTAL SHEETS	SHEET NO.
94/90	2003-0311	COOK	976	249
STA. 1560+00	TO STA. 1572+00			
FED. ROAD DIST. NO.	ILLINOIS	FED. AID PROJECT		
62583				



- NOTES:**
- SEE DRAWINGS ME-01 AND ME-02 FOR ELECTRICAL SYMBOLS AND ABBREVIATIONS.
 - UNLESS NOTED OTHERWISE, ALL ITEMS AND WORK SHOWN IN HEAVY LINE WEIGHT ON THIS DRAWING ARE PROPOSED NEW ITEMS AND WORK.
 - SEE DRAWING ES-07 FOR HIGH MAST LIGHT TOWER SCHEDULE.
 - PROPOSED HIGH MAST TOWERS SHALL BE INSTALLED AS INDICATED. THE TOWERS SHALL BE CONNECTED TO THE PROPOSED LIGHTING CONTROLLERS. HIGH MAST TOWER FOUNDATIONS IN WALL SHALL BE INSTALLED IN CONTRACT 62301.
 - TEMPORARY LIGHTING SHALL REMAIN OPERATIONAL UNTIL THE PROPOSED HIGH MAST TOWERS ARE INSTALLED AND OPERATIONAL. AFTER HIGH MAST TOWERS ARE OPERATIONAL, ALL TEMPORARY POLES AND AERIAL CABLE SHALL BE REMOVED.
 - RUN PARALLEL RACEWAYS IN COMMON TRENCH.
 - SEE SHEET UL-02 FOR UNDERPASS LIGHTING PLAN.
 - JUNCTION BOX SHALL BE INSTALLED AS SHOWN ON DWG. ME-05.
 - CLAMP CONDUIT EVERY 5'-0" CENTERS USING PVC CONDUIT CLAMP. ATTACH WITH SPECIAL HOT DIPPED GALVANIZED EXPANSION ANCHORS (MIN 2" LONG), MADE BY PARABOLT KWIK-BOLT OR WEJ-IT.

MATCH LINE STA. 1560+00
SEE SHEET RL07-40

MATCH LINE STA. 1572+00
SEE SHEET RL07-42

RL07-41

K&E KAM ENGINEERING, INC.
CONSULTING ENGINEERS
707A Davis Road, Suite 205
Elgin, Illinois 60123-1369

CKT. E&F: 3-1/C *2, 1/C *4 GND 1/4" DIA. UD
CKT. M&N: 3-1/C *2, 1/C *4 GND 1/4" DIA. UD
IN CONCRETE ENCASED CNC DUCT BANK, UNO,
TO BE DONE BY OTHERS IN CONTRACT 62301



REVISIONS	
NAME	DATE
REVISED	1/21/05

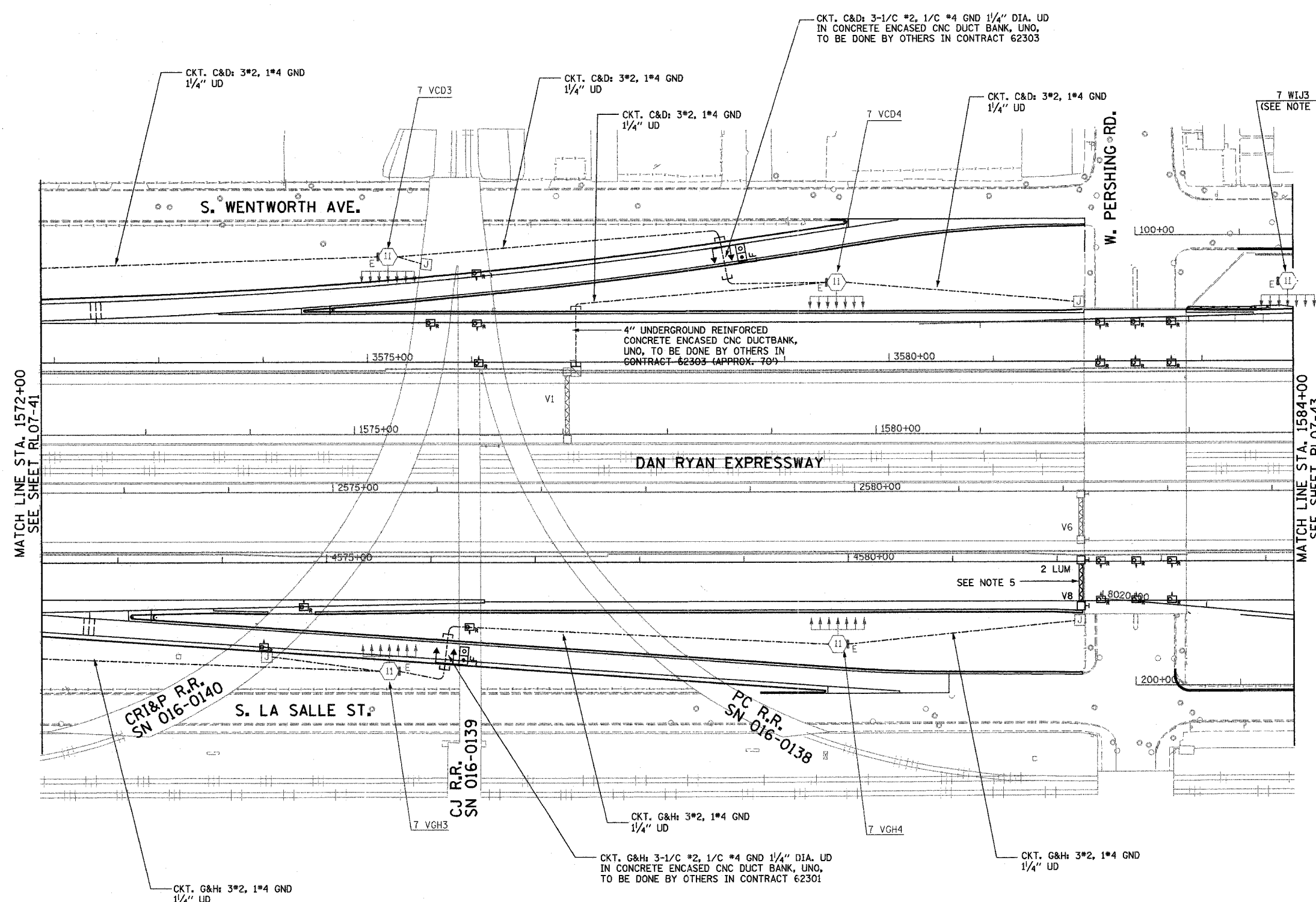
ILLINOIS DEPARTMENT OF TRANSPORTATION
F.A.I. 94/90 (DAN RYAN EXPRESSWAY)
31st STREET TO I-57

**ROADWAY LIGHTING PLANS
PROPOSED IMPROVEMENTS 2007**

SCALE: 1"=50'
DATE: OCTOBER 29, 2004
DRAWN BY: BL
CHECKED BY: SM

01/24/2005 04:53:36 PM

F.A.I. RTE.	SECTION	COUNTY	TOTAL SHEETS	SHEET NO.
94/90	2003-0311	COOK	976	250
STA. 1572+00	TO STA. 1584+00			
FED. ROAD DIST. NO.	ILLINOIS	FED. AID PROJECT		
62583				



- NOTES:**
- SEE DRAWINGS ME-01 AND ME-02 FOR ELECTRICAL SYMBOLS AND ABBREVIATIONS.
 - UNLESS NOTED OTHERWISE, ALL ITEMS AND WORK SHOWN IN HEAVY LINE WEIGHT ON THIS DRAWING ARE PROPOSED NEW ITEMS AND WORK.
 - THE TEMPORARY TOWER DESIGNATIONS SHALL BE REPLACED WITH THE PERMANENT DESIGNATIONS AS INDICATED ON THIS DRAWING.
 - SEE SHEET UL-03 AND UL-04 FOR UNDERPASS LIGHTING PLANS.
 - EXISTING SIGN SHALL BE REMOVED PRIOR TO INSTALLATION OF PROPOSED SIGN.

MATCH LINE STA. 1572+00
SEE SHEET RL07-41

MATCH LINE STA. 1584+00
SEE SHEET RL07-43

CRI&P R.R.
SN 016-0140

CJ R.R.
SN 016-0139

PC R.R.
SN 016-0138

K&E
KAM ENGINEERING, INC.
CONSULTING ENGINEERS
707A Davis Road, Suite 205
Elgin, Illinois 60123-1369



REVISIONS	
NAME	DATE

ILLINOIS DEPARTMENT OF TRANSPORTATION
F.A.I. 94/90 (DAN RYAN EXPRESSWAY)
31st STREET TO I-57

**ROADWAY LIGHTING PLANS
PROPOSED IMPROVEMENTS 2007**

SCALE: 1"=50'
DATE: OCTOBER 29, 2004

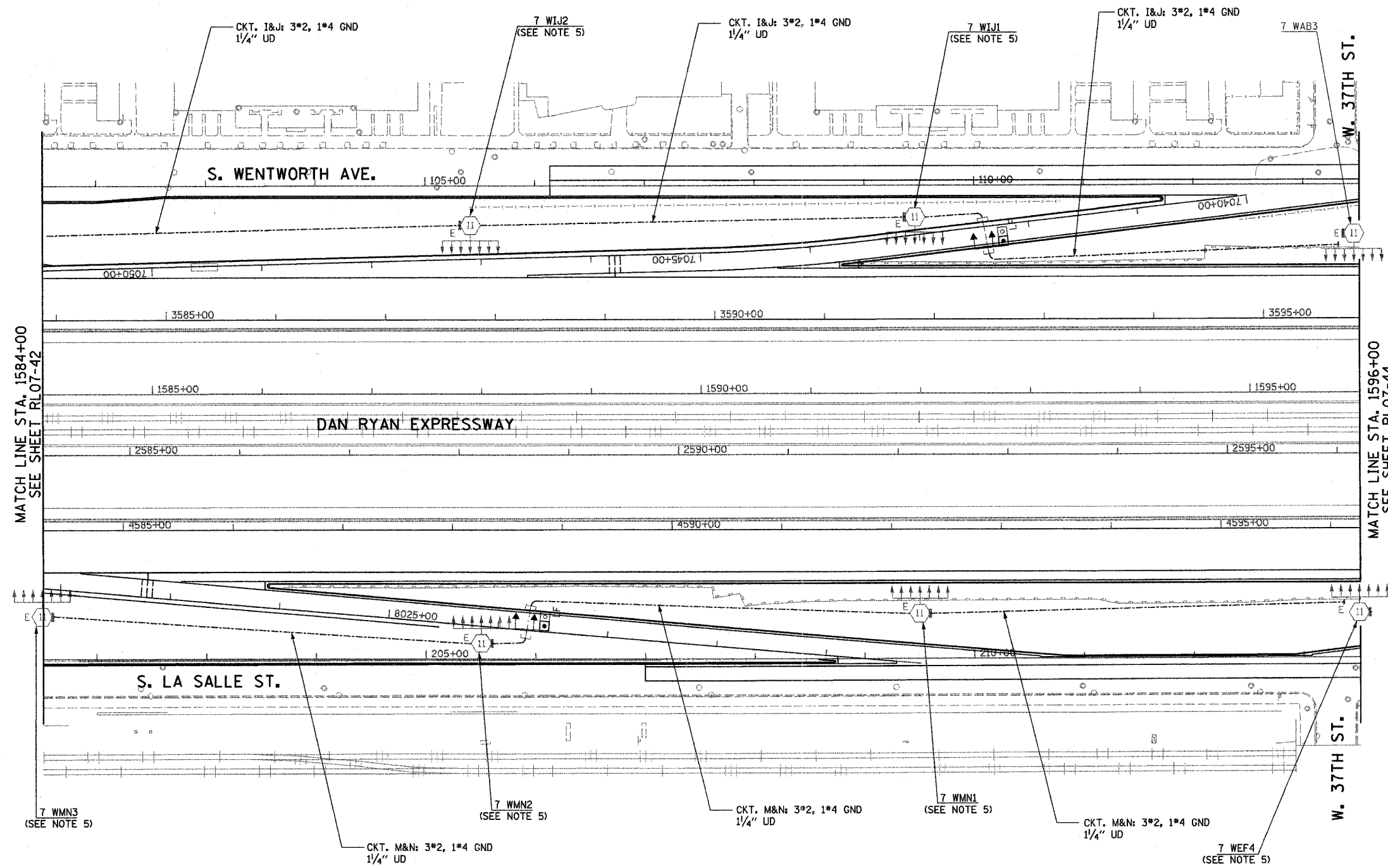
DRAWN BY: BL
CHECKED BY: SM

RL07-42

10/15/2004 02:40:35 PM

F.A.I. RTE.	SECTION	COUNTY	TOTAL SHEETS	SHEET NO.
94/90	2003-0311	COOK	976	257
STA. 1584+00		TO STA. 1596+00		
FED. ROAD DIST. NO.	ILLINOIS	FED. AID PROJECT		

62583



NOTES:

1. SEE DRAWINGS ME-01 AND ME-02 FOR ELECTRICAL SYMBOLS AND ABBREVIATIONS.
2. UNLESS NOTED OTHERWISE, ALL ITEMS AND WORK SHOWN IN HEAVY LINE WEIGHT ON THIS DRAWING ARE PROPOSED NEW ITEMS AND WORK.
3. THE TOWERS SHALL BE CONNECTED TO THE PROPOSED LIGHTING CONTROLLERS.
4. REMOVE AERIAL CABLE AND WOOD POLES WHEN PERMANENT CABLE IS INSTALLED AND OPERATIONAL.
5. THE TEMPORARY TOWER DESIGNATIONS SHALL BE REPLACED WITH THE PERMANENT DESIGNATIONS AS INDICATED ON THIS DRAWING.

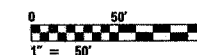
MATCH LINE STA. 1584+00
SEE SHEET RLO7-42

MATCH LINE STA. 1596+00
SEE SHEET RLO7-44

RLO7-43



KAM ENGINEERING, INC.
CONSULTING ENGINEERS
707A Davis Road, Suite 205
Elgin, Illinois 60123-1369



REVISIONS	
NAME	DATE

ILLINOIS DEPARTMENT OF TRANSPORTATION
F.A.I. 94/90 (DAN RYAN EXPRESSWAY)
31st STREET TO I-57

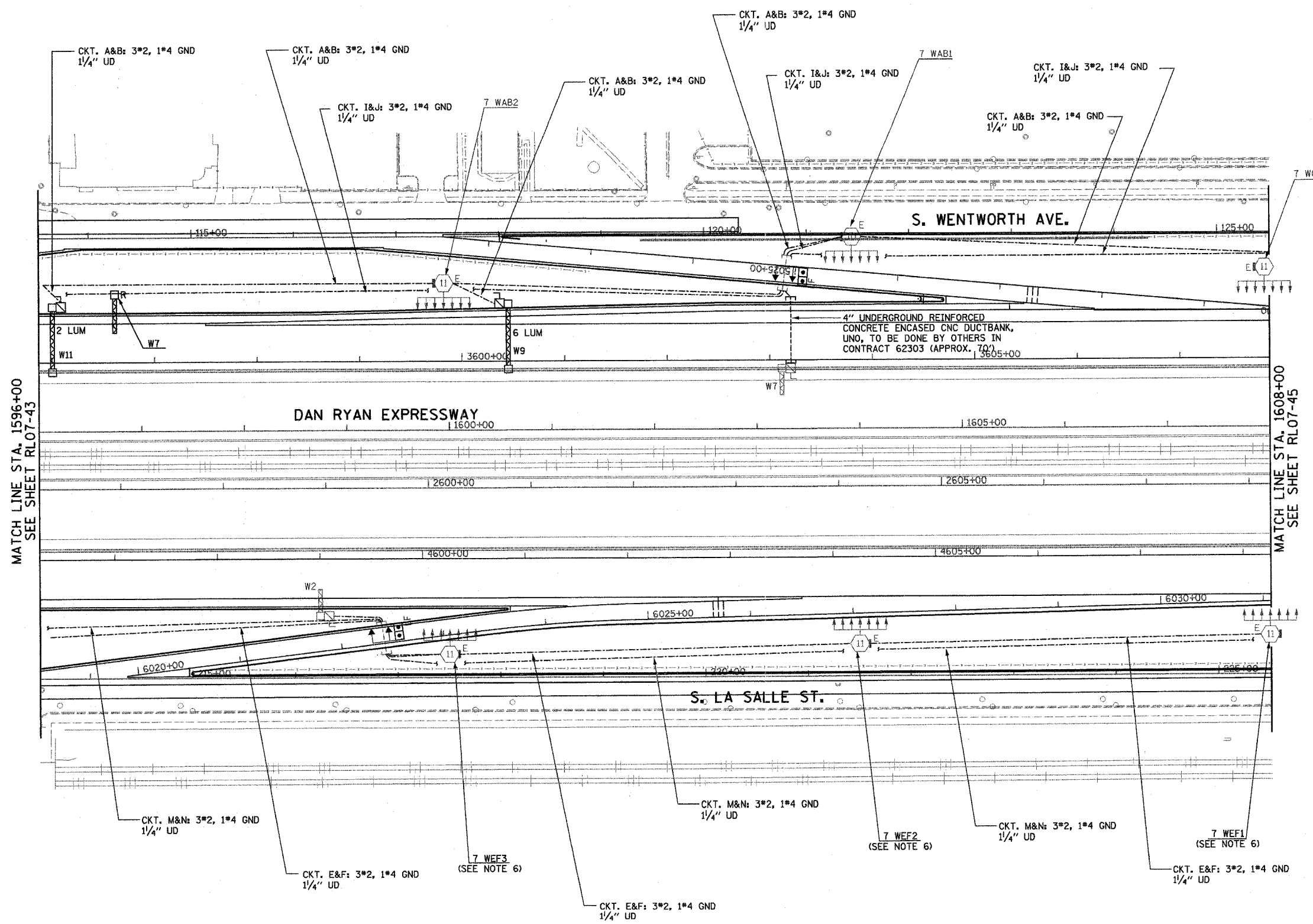
**ROADWAY LIGHTING PLANS
PROPOSED IMPROVEMENTS 2007**

SCALE: 1"=50'
DATE: OCTOBER 29, 2004

DRAWN BY: BL
CHECKED BY: SM

02-26-06 PM 10/15/2004

F.A.I. RTE.	SECTION	COUNTY	TOTAL SHEETS	SHEET NO.
94/90	2003-0311	COOK	976	252
STA. 1596+00		TO STA. 1608+00		
FED. ROAD DIST. NO.	ILLINOIS	FED. AID PROJECT		
62583				



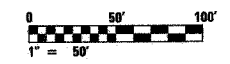
- NOTES:**
1. SEE DRAWINGS ME-01 AND ME-02 FOR ELECTRICAL SYMBOLS AND ABBREVIATIONS.
 2. UNLESS NOTED OTHERWISE, ALL ITEMS AND WORK SHOWN IN HEAVY LINE WEIGHT ON THIS DRAWING ARE PROPOSED NEW ITEMS AND WORK.
 3. THE TOWERS SHALL BE CONNECTED TO THE PROPOSED LIGHTING CONTROLLERS.
 4. REMOVE AERIAL CABLE AND WOOD POLES WHEN PERMANENT CABLE IS INSTALLED AND OPERATIONAL.
 5. RUN PARALLEL RACEWAYS IN COMMON TRENCH.
 6. THE TEMPORARY TOWER DESIGNATIONS SHALL BE REPLACED WITH THE PERMANENT DESIGNATIONS AS INDICATED ON THIS DRAWING.

MATCH LINE STA. 1596+00
SEE SHEET RL07-43

MATCH LINE STA. 1608+00
SEE SHEET RL07-45

RL07-44

K&E KAM ENGINEERING, INC.
CONSULTING ENGINEERS
707A Davis Road, Suite 205
Elgin, Illinois 60123-1369



REVISIONS	
NAME	DATE

ILLINOIS DEPARTMENT OF TRANSPORTATION
F.A.I. 94/90 (DAN RYAN EXPRESSWAY)
318+ STREET TO I-57


**ROADWAY LIGHTING PLANS
PROPOSED IMPROVEMENTS 2007**

SCALE: 1"=50' DRAWN BY: BL
DATE: OCTOBER 29, 2004 CHECKED BY: SM

02/05/2004 02:53:34 PM

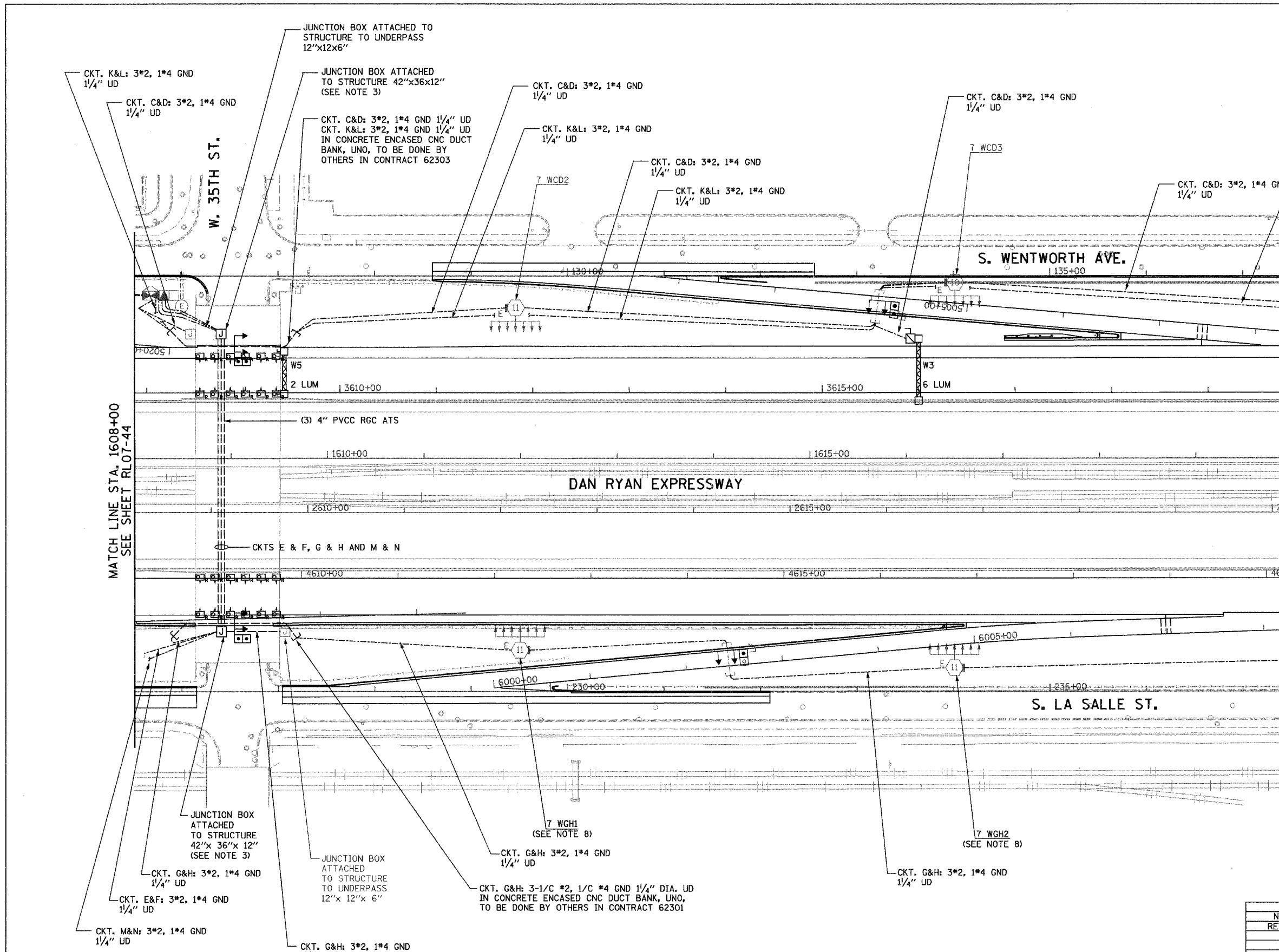
F.A.I. RTE.	SECTION	COUNTY	TOTAL SHEETS	SHEET NO.
94/90	2003-0311	COOK	976	253
STA. 1608+00	TO STA. 1620+00			
FED. ROAD DIST. NO.	ILLINOIS	FED. AID PROJECT		

62583



NOTES:

- SEE DRAWINGS ME-01 AND ME-02 FOR ELECTRICAL SYMBOLS AND ABBREVIATIONS.
- UNLESS NOTED OTHERWISE, ALL ITEMS AND WORK SHOWN IN HEAVY LINE WEIGHT ON THIS DRAWING ARE PROPOSED NEW ITEMS AND WORK.
- THE JUNCTION BOXES SHALL BE INSTALLED AS SHOWN ON DRAWING ME-05.
- THE TOWERS SHALL BE CONNECTED TO THE PROPOSED LIGHTING CONTROLLERS.
- REMOVE AERIAL CABLE AND WOOD POLES WHEN PERMANENT CABLE IS INSTALLED AND OPERATIONAL.
- RUN PARALLEL RACEWAYS IN COMMON TRENCH.
- SEE SHEET UL-05 FOR UNDERPASS LIGHTING PLAN.
- THE TEMPORARY TOWER DESIGNATIONS SHALL BE REPLACED WITH THE PERMANENT DESIGNATIONS AS INDICATED ON THIS DRAWING.

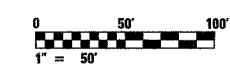


MATCH LINE STA. 1608+00
SEE SHEET RL07-44

MATCH LINE STA. 1620+00
SEE SHEET RL07-46

RL07-45

KAM ENGINEERING, INC.
CONSULTING ENGINEERS
707A Davis Road, Suite 205
Elgin, Illinois 60123-1369



REVISIONS	
NAME	DATE
REVISED	1/21/05

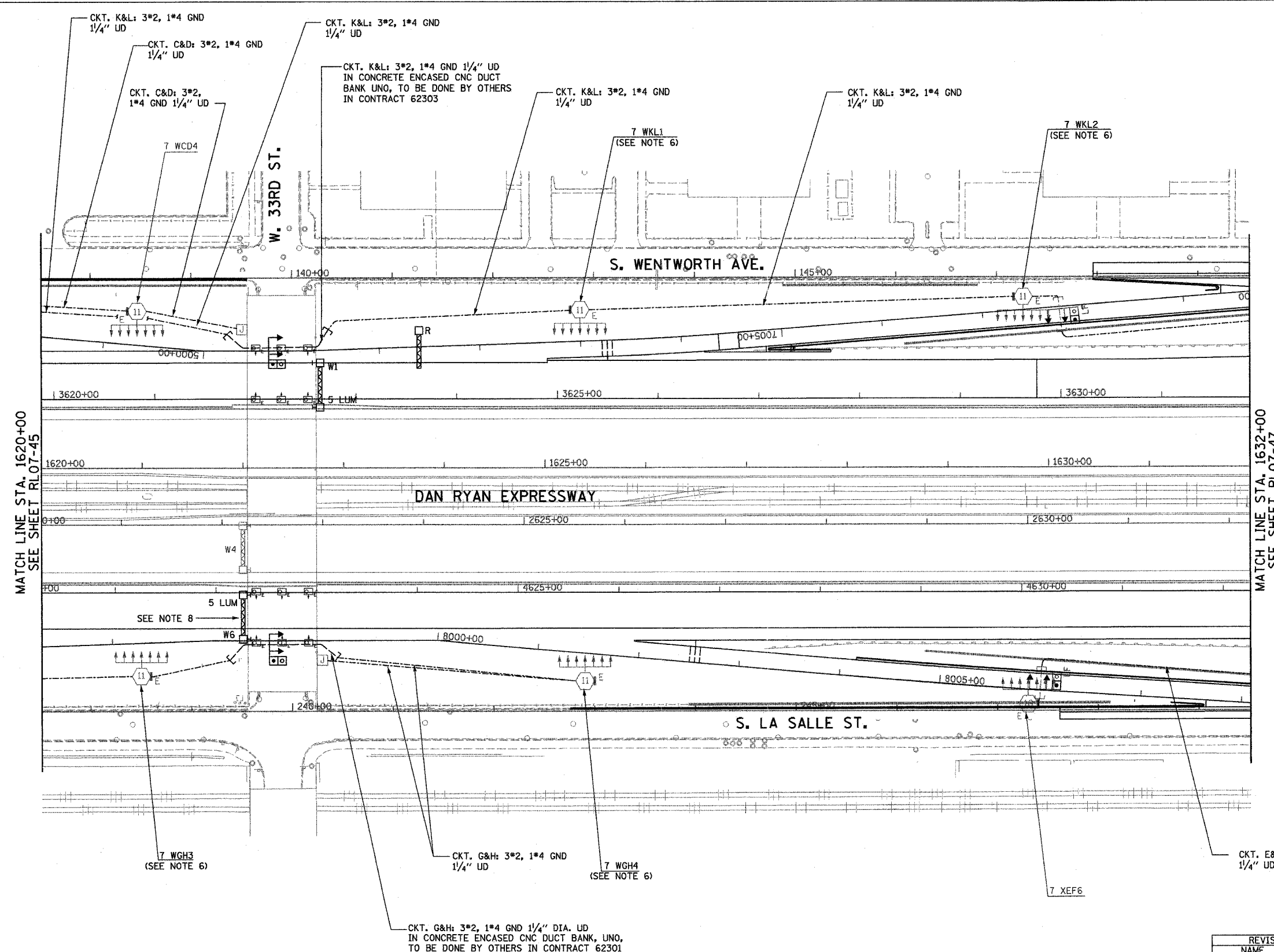
ILLINOIS DEPARTMENT OF TRANSPORTATION
F.A.I. 94/90 (DAN RYAN EXPRESSWAY)
31st STREET TO I-57

**ROADWAY LIGHTING PLANS
PROPOSED IMPROVEMENTS 2007**

SCALE: 1"=50'
DATE: OCTOBER 29, 2004
DRAWN BY: BL
CHECKED BY: SM

07/24/2005 05:03:06 PM

F.A.I. RTE.	SECTION	COUNTY	TOTAL SHEETS	SHEET NO.
94/90	2003-0311	COOK	976	254
STA. 1620+00		TO STA. 1632+00		
FED. ROAD DIST. NO.	ILLINOIS	FED. AID PROJECT		
62583				




- NOTES:**
- SEE DRAWINGS ME-01 AND ME-02 FOR ELECTRICAL SYMBOLS AND ABBREVIATIONS.
 - UNLESS NOTED OTHERWISE, ALL ITEMS AND WORK SHOWN IN HEAVY LINE WEIGHT ON THIS DRAWING ARE PROPOSED NEW ITEMS AND WORK.
 - THE TOWERS SHALL BE CONNECTED TO THE PROPOSED LIGHTING CONTROLLERS.
 - REMOVE AERIAL CABLE AND WOOD POLES WHEN PERMANENT CABLE IS INSTALLED AND OPERATIONAL.
 - RUN PARALLEL RACEWAYS IN COMMON TRENCH.
 - THE TEMPORARY TOWER DESIGNATIONS SHALL BE REPLACED WITH THE PERMANENT DESIGNATIONS AS INDICATED ON THIS DRAWING.
 - SEE SHEET UL-06 FOR UNDERPASS LIGHTING PLAN.
 - EXISTING SIGN SHALL BE REMOVED PRIOR TO INSTALLATION OF PROPOSED SIGN.

MATCH LINE STA. 1620+00
SEE SHEET RL07-45

MATCH LINE STA. 1632+00
SEE SHEET RL07-47

RL07-46

K&E KAM ENGINEERING, INC.
CONSULTING ENGINEERS
707A Davis Road, Suite 205
Elgin, Illinois 60123-1369



REVISIONS	
NAME	DATE

ILLINOIS DEPARTMENT OF TRANSPORTATION
F.A.I. 94/90 (DAN RYAN EXPRESSWAY)
31st STREET TO I-57

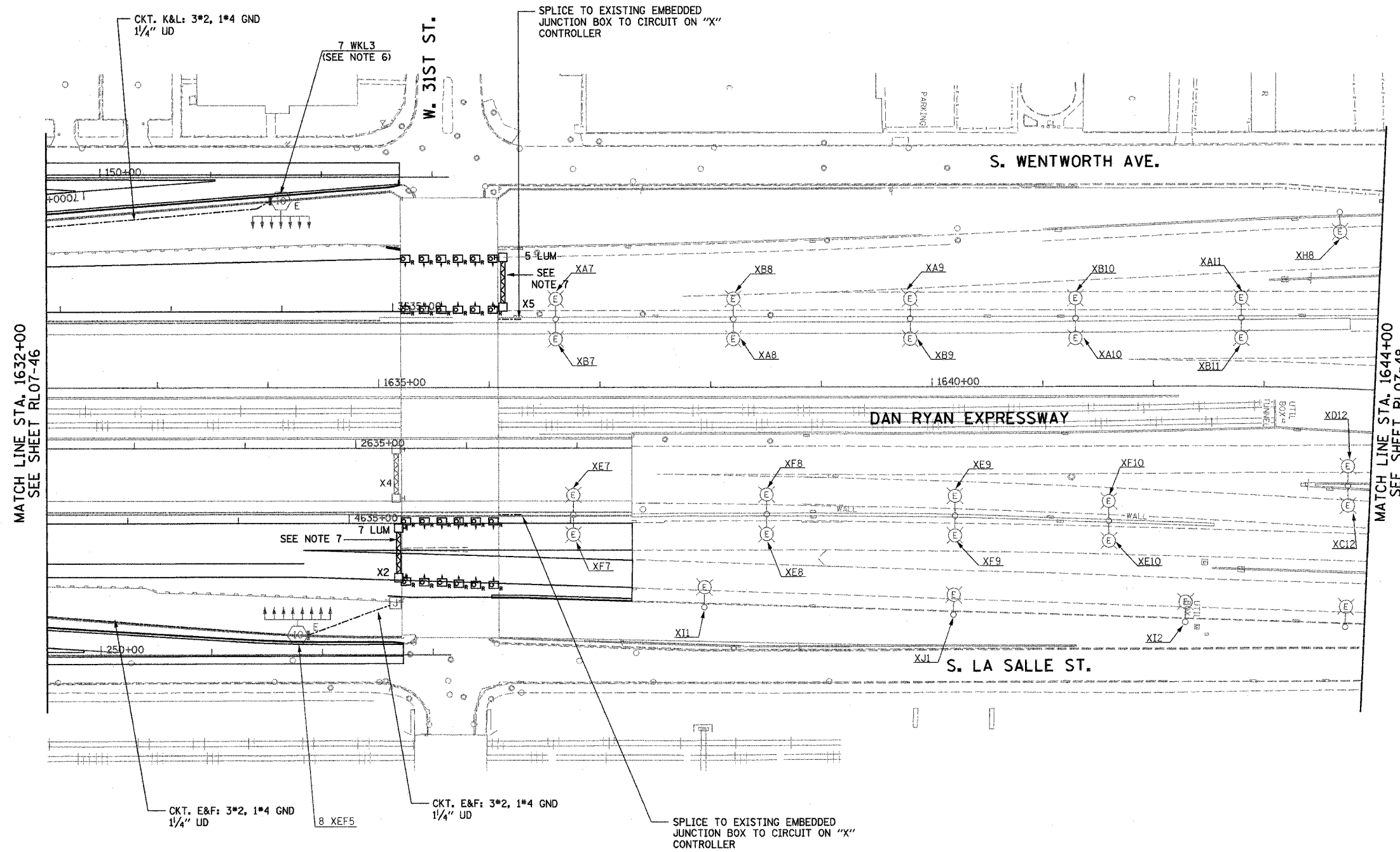
**ROADWAY LIGHTING PLANS
PROPOSED IMPROVEMENTS 2007**

SCALE: 1"=50'
DATE: OCTOBER 29, 2004

DRAWN BY: BL
CHECKED BY: SM

10/15/2004 02:56:51 PM

F.A.I. RTE.	SECTION	COUNTY	TOTAL SHEETS	SHEET NO.
94/90	2003-0311	COOK	976	255
STA. 1632+00		TO STA. 1644+00		
FED. ROAD DIST. NO.	ILLINOIS	FED. AID PROJECT		
62583				



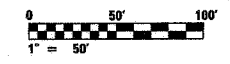
- NOTES:**
- SEE DRAWINGS ME-01 AND ME-02 FOR ELECTRICAL SYMBOLS AND ABBREVIATIONS.
 - UNLESS NOTED OTHERWISE, ALL ITEMS AND WORK SHOWN IN HEAVY LINE WEIGHT ON THIS DRAWING ARE PROPOSED NEW ITEMS AND WORK.
 - SEE SHEET UL-07 FOR UNDERPASS LIGHTING PLAN.
 - THE TOWERS SHALL BE CONNECTED TO THE PROPOSED LIGHTING CONTROLLERS.
 - REMOVE AERIAL CABLE AND WOOD POLES WHEN PERMANENT CABLE IS INSTALLED AND OPERATIONAL.
 - THE TEMPORARY TOWER DESIGNATIONS SHALL BE REPLACED WITH THE PERMANENT DESIGNATIONS AS INDICATED ON THIS DRAWING.
 - EXISTING SIGN SHALL BE REMOVED PRIOR TO THE INSTALLATION OF PROPOSED SIGN.

MATCH LINE STA. 1632+00
SEE SHEET RL07-46

MATCH LINE STA. 1644+00
SEE SHEET RL07-48

RL07-47

K&E KAM ENGINEERING, INC.
CONSULTING ENGINEERS
707A Davis Road, Suite 205
Eglin, Illinois 60123-1369



REVISIONS	
NAME	DATE


ILLINOIS DEPARTMENT OF TRANSPORTATION
F.A.I. 94/90 (DAN RYAN EXPRESSWAY)
31st STREET TO I-57

**ROADWAY LIGHTING PLANS
PROPOSED IMPROVEMENTS 2007**

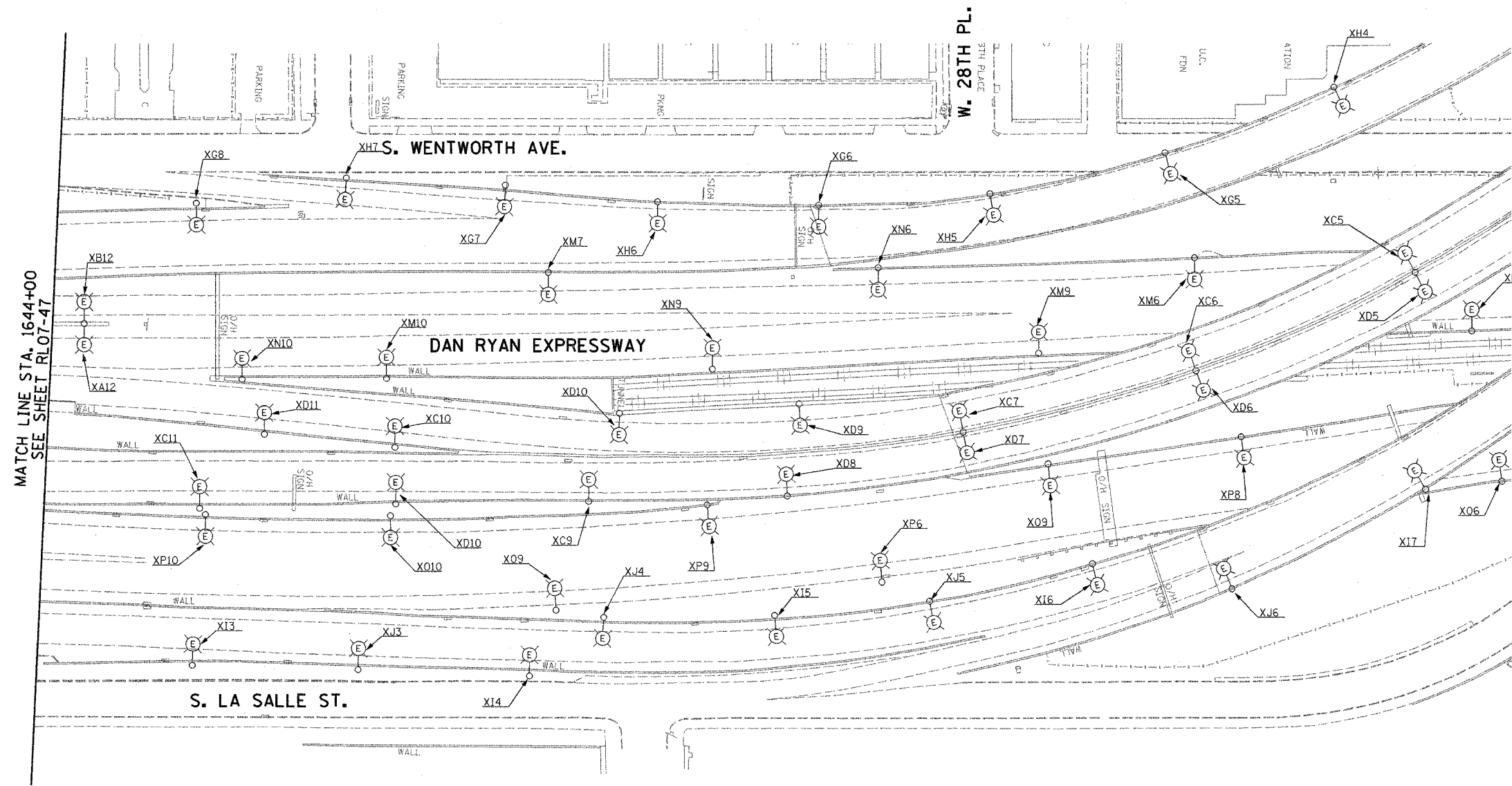
SCALE: 1"=50' DRAWN BY: BL
DATE: OCTOBER 29, 2004 CHECKED BY: SM

03/01/07 PM
10/15/2004

F.A.I. RTE.	SECTION	COUNTY	TOTAL SHEETS	SHEET NO.
94/90	2003-03II	COOK	976	256
STA. 1644+00		TO STA.		
FED. ROAD DIST. NO.	ILLINOIS	FED. AID PROJECT		
62583				



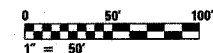
NOTES:
 1. SEE SHEET ME-01 FOR ELECTRICAL SYMBOLS, ABBREVIATIONS, AND NOTES.



MATCH LINE STA. 1644+00
SEE SHEET RL07-47

RL07-48

K&E KAM ENGINEERING, INC.
 CONSULTING ENGINEERS
 707A Davis Road, Suite 205
 Elgin, Illinois 60123-1369



REVISIONS	
NAME	DATE

ILLINOIS DEPARTMENT OF TRANSPORTATION
 F.A.I. 94/90 (DAN RYAN EXPRESSWAY)
 31st STREET TO I-57

**ROADWAY LIGHTING PLANS
 PROPOSED IMPROVEMENTS 2007**

SCALE: 1"=50'
 DATE: OCTOBER 29, 2004

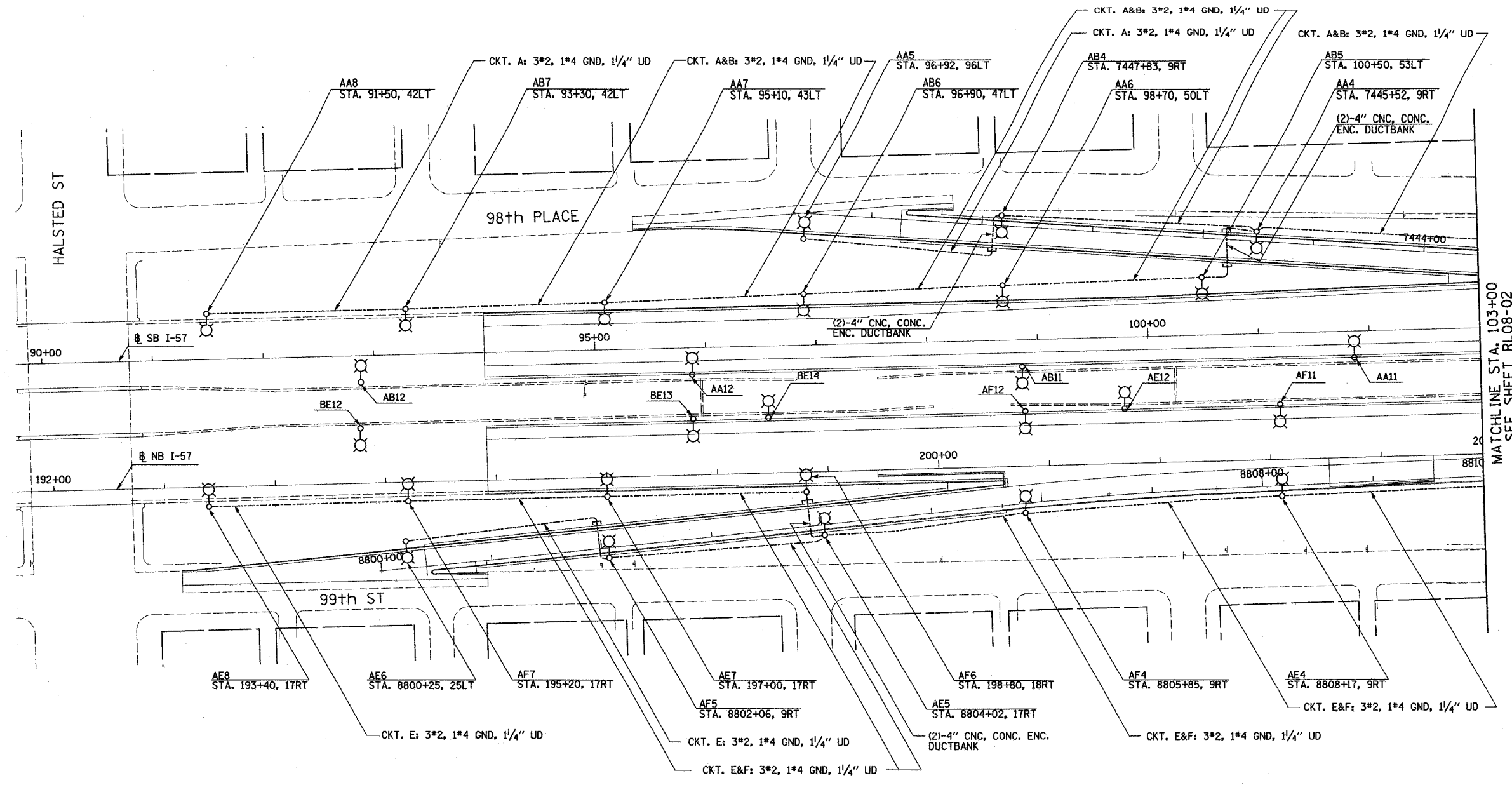
DRAWN BY: BL
 CHECKED BY: SM

03/04/03 PM
10/15/2004

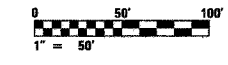
F.A.I. RTE.	SECTION	COUNTY	TOTAL SHEETS	SHEET NO.
90/94	2003-0311	COOK	976	257
STA. 90+00	TO STA. 103+00			
FED. ROAD DIST. NO.	ILLINOIS FED. AID PROJECT		62583	



NOTES:
1. SEE DRAWINGS ME-01 AND ME-02 FOR ELECTRICAL SYMBOLS AND ABBREVIATIONS.



MATCHLINE STA. 103+00
SEE SHEET RL08-02



RL08-01

REVISIONS	
NAME	DATE

ILLINOIS DEPARTMENT OF TRANSPORTATION
F.A.I. 90/94 (DAN RYAN EXPRESSWAY)
31st STREET TO I-57

ROADWAY LIGHTING PLANS
PROPOSED IMPROVEMENTS 2008

SCALE: 1"=50' DRAWN BY: VG
DATE: OCTOBER 29, 2004 CHECKED BY: TM

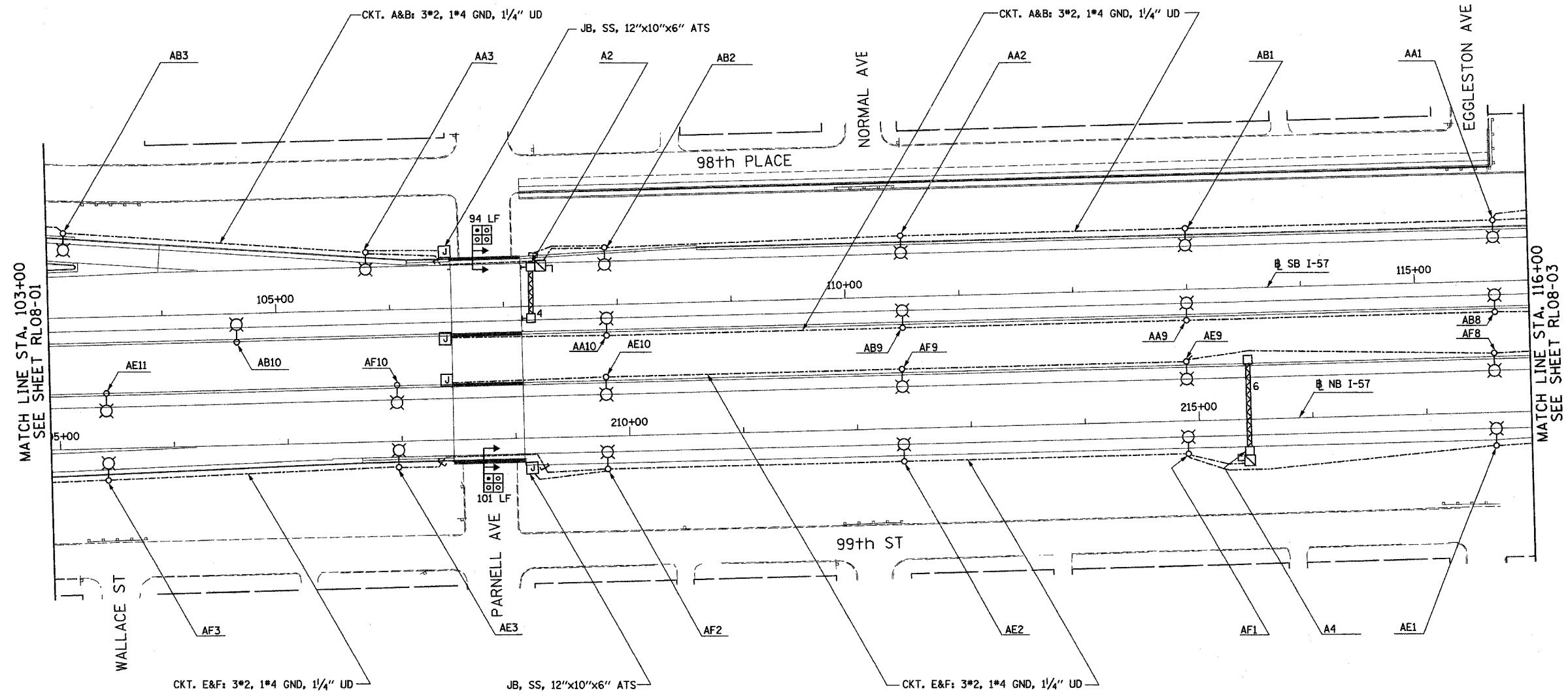
SINGH 300 W. ADAMS ST.
CHICAGO, IL 60606
SINGH & ASSOCIATES, INC. TEL: (312) 629-0240
CONSULTING ENGINEERS FAX: (312) 629-8449

10/17/2004 9:43:35 AM

F.A.I. RTE.	SECTION	COUNTY	TOTAL SHEETS	SHEET NO.
90/94	2003-0311	COOK	976	258
STA. 103+00		TO STA. 116+00		
FED. ROAD DIST. NO.		ILLINOIS FED. AID PROJECT		
62583				

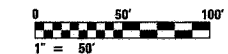


- NOTES:
- SEE DRAWINGS ME-01 AND ME-02 FOR ELECTRICAL SYMBOLS AND ABBREVIATIONS.
 - SEE DRAWING UL-01 FOR PARNELL AVENUE UNDERPASS LIGHTING PLANS.



MATCH LINE STA. 103+00
SEE SHEET RL08-01

MATCH LINE STA. 116+00
SEE SHEET RL08-03



RL08-02

SINGH
SINGH & ASSOCIATES, INC.
CONSULTING ENGINEERS

300 W. ADAMS ST.
CHICAGO, IL 60606
TEL: (312) 629-0240
FAX: (312) 629-8445

REVISIONS	
NAME	DATE

ILLINOIS DEPARTMENT OF TRANSPORTATION
F.A.I. 90/94 (DAN RYAN EXPRESSWAY)
31st STREET TO I-57

ROADWAY LIGHTING PLANS
PROPOSED IMPROVEMENTS 2008

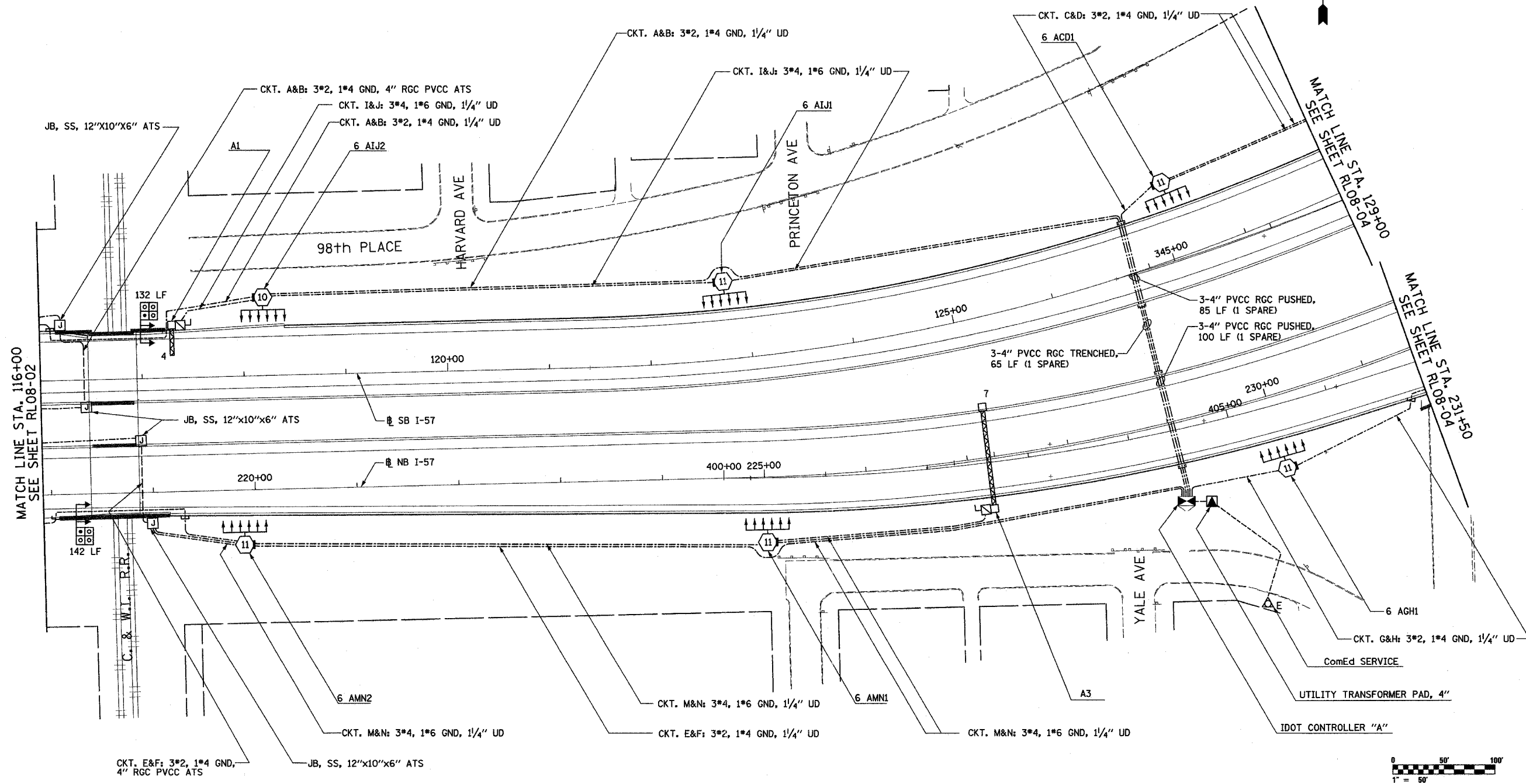
SCALE: 1"=50'
DATE: OCTOBER 29, 2004

DRAWN BY: VG
CHECKED BY: TM

10/14/2004 9:43:41 AM

F.A.I. RTE.	SECTION	COUNTY	TOTAL SHEETS	SHEET NO.
90/94	2003-0311	COOK	976	254
STA. 116+00		TO STA. 129+00		
FED. ROAD DIST. NO.	ILLINOIS	FED. AID PROJECT		
62583				


- NOTES:
- SEE DRAWINGS ME-01 AND ME-02 FOR ELECTRICAL SYMBOLS AND ABBREVIATIONS.
 - SEE DRAWING UL-02 FOR C. & W.I. RAILROAD UNDERPASS LIGHTING PLANS.



MATCH LINE STA. 116+00
SEE SHEET RL08-02

MATCH LINE STA. 129+00
SEE SHEET RL08-04

MATCH LINE STA. 405+00
SEE SHEET RL08-05



RL08-03

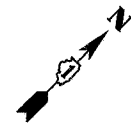
REVISIONS	
NAME	DATE

ILLINOIS DEPARTMENT OF TRANSPORTATION
 F.A.I. 90/94 (DAN RYAN EXPRESSWAY)
 31st STREET TO I-57
 ROADWAY LIGHTING PLANS
 PROPOSED IMPROVEMENTS 2008
 SCALE: 1"=50'
 DATE: OCTOBER 29, 2004
 DRAWN BY: VG
 CHECKED BY: TM

SINGH
 SINGH & ASSOCIATES, INC.
 CONSULTING ENGINEERS
 300 W. ADAMS ST.
 CHICAGO, IL 60606
 TEL: (312) 629-0240
 FAX: (312) 629-8449

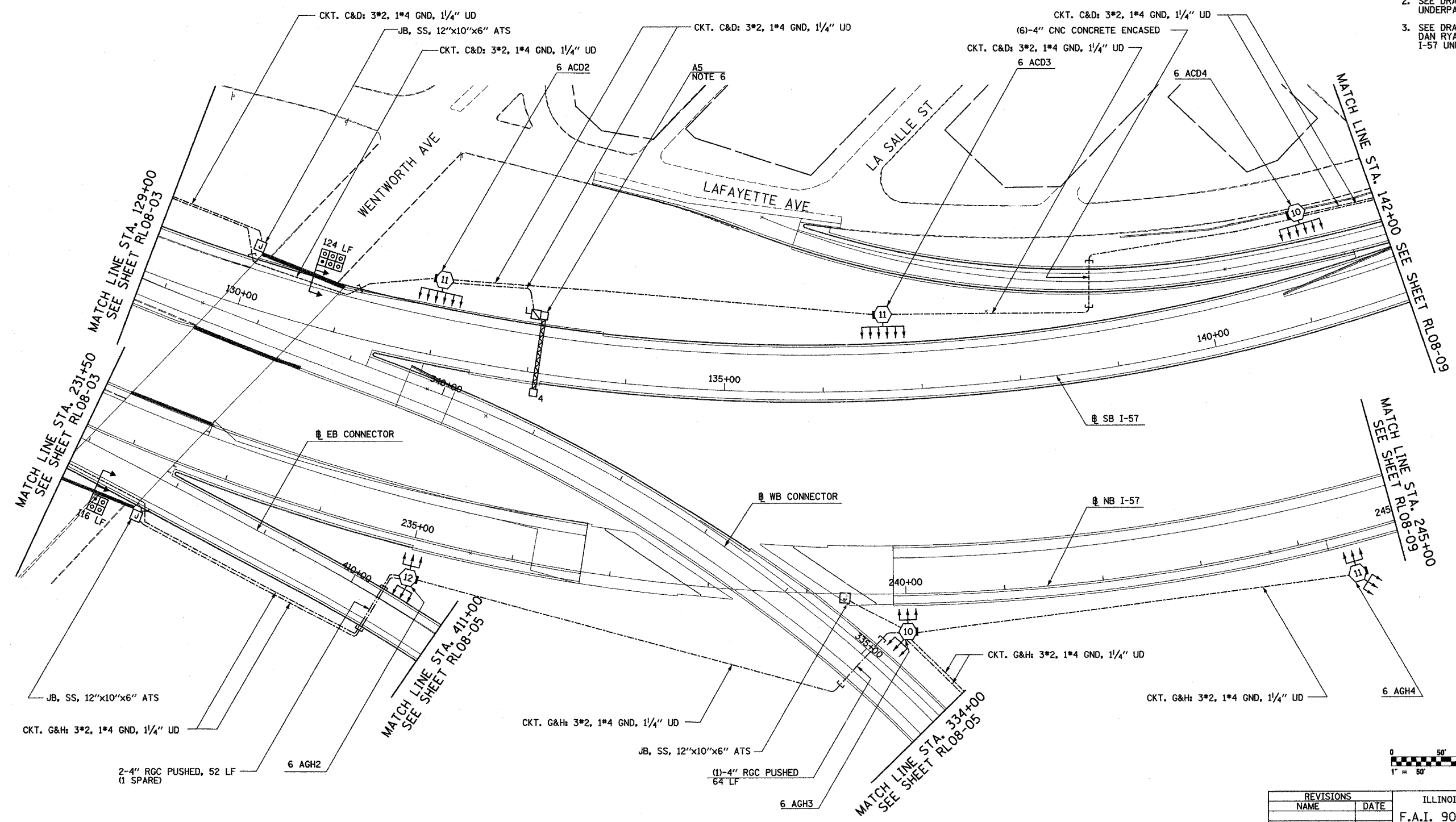
10/21/2004 12:34:19 PM

F.A.I. RTE.	SECTION	COUNTY	TOTAL SHEETS	SHEET NO.
90/94	2003-0311	COOK	976	240
STA. 129+00		TO STA. 142+00		
FED. ROAD DIST. NO.	ILLINOIS FED. AID PROJECT	62583		



NOTES:

- SEE DRAWINGS ME-01 AND ME-02 FOR ELECTRICAL SYMBOLS AND ABBREVIATIONS.
- SEE DRAWING UL-03 FOR WENTWORTH AVENUE UNDERPASS LIGHTING PLANS.
- SEE DRAWING UL-04 FOR EB I-57 TO NB DAN RYAN OVER WB BISHOP FORD TO WB I-57 UNDERPASS LIGHTING PLANS.



MATCH LINE STA. 129+00
SEE SHEET RL08-03

MATCH LINE STA. 231+50
SEE SHEET RL08-03

MATCH LINE STA. 142+00
SEE SHEET RL08-09

MATCH LINE STA. 245+00
SEE SHEET RL08-09

MATCH LINE STA. 411+00
SEE SHEET RL08-05

MATCH LINE STA. 334+00
SEE SHEET RL08-05



RL08-04

SINGH
SINGH & ASSOCIATES, INC.
CONSULTING ENGINEERS

300 W. ADAMS ST.
CHICAGO, IL 60606
TEL: (312) 629-0240
FAX: (312) 629-8449

REVISIONS	
NAME	DATE

ILLINOIS DEPARTMENT OF TRANSPORTATION
F.A.I. 90/94 (DAN RYAN EXPRESSWAY)
31st STREET TO I-57

ROADWAY LIGHTING PLANS
PROPOSED IMPROVEMENTS 2008

SCALE: 1"=50'
DATE: OCTOBER 29, 2004

DRAWN BY: VG
CHECKED BY: TM

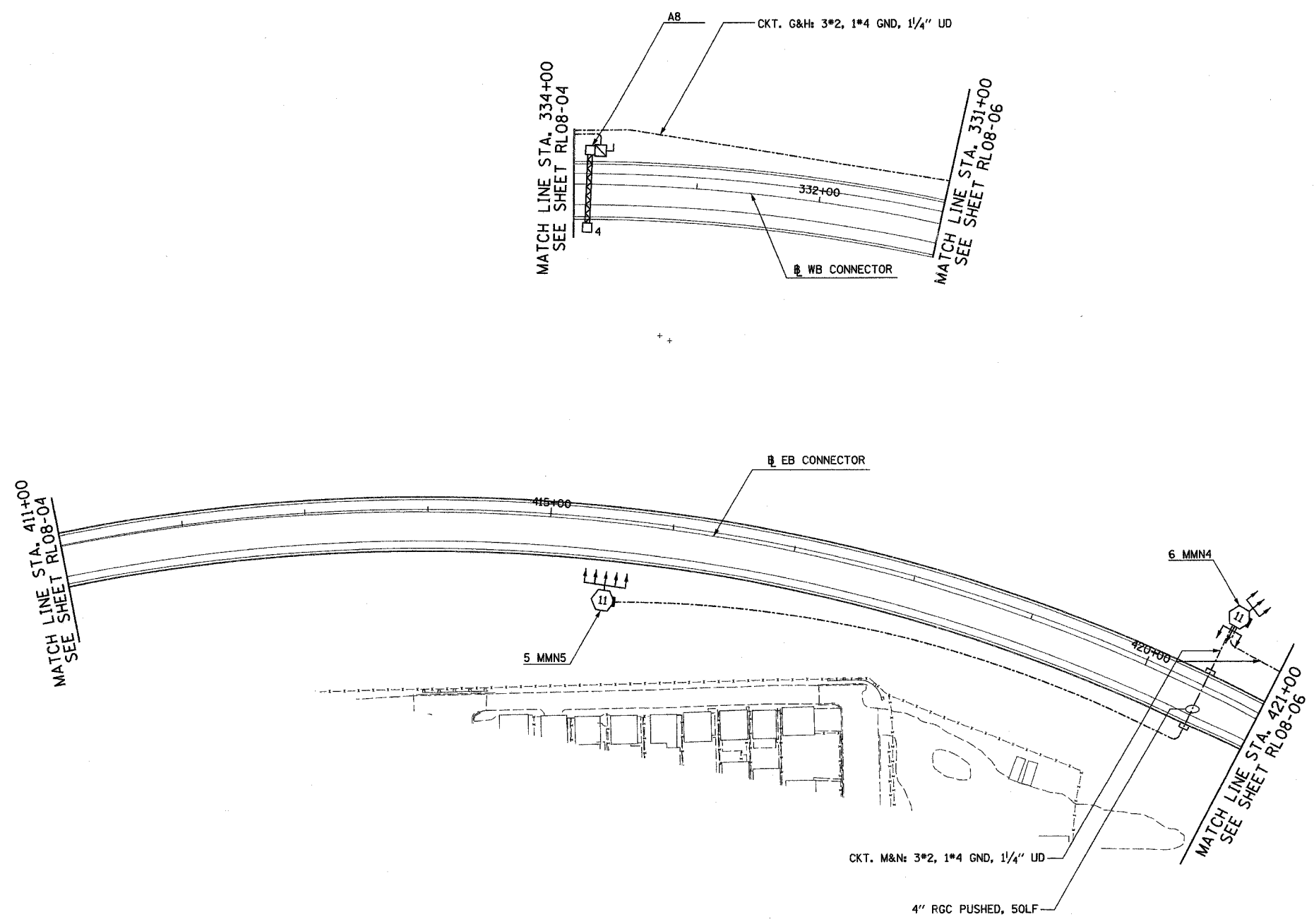
10/14/2004 9:45:57 AM

F.A.I. RTE.	SECTION	COUNTY	TOTAL SHEETS	SHEET NO.
90/94	2003-0311	COOK	976	241
STA. 411+00		TO STA. 421+00		
FED. ROAD DIST. NO.	ILLINOIS	FED. AID PROJECT		

62583



- NOTES:
- SEE DRAWINGS ME-01 AND ME-02 FOR ELECTRICAL SYMBOLS AND ABBREVIATIONS.



RL08-05

SINGH
 SINGH & ASSOCIATES, INC.
 CONSULTING ENGINEERS

300 W. ADAMS ST.
 CHICAGO, IL 60606
 TEL: (312) 629-0240
 FAX: (312) 629-8449

REVISIONS	
NAME	DATE

ILLINOIS DEPARTMENT OF TRANSPORTATION
 F.A.I. 90/94 (DAN RYAN EXPRESSWAY)
 31st STREET TO I-57
 ROADWAY LIGHTING PLANS
 PROPOSED IMPROVEMENTS 2008


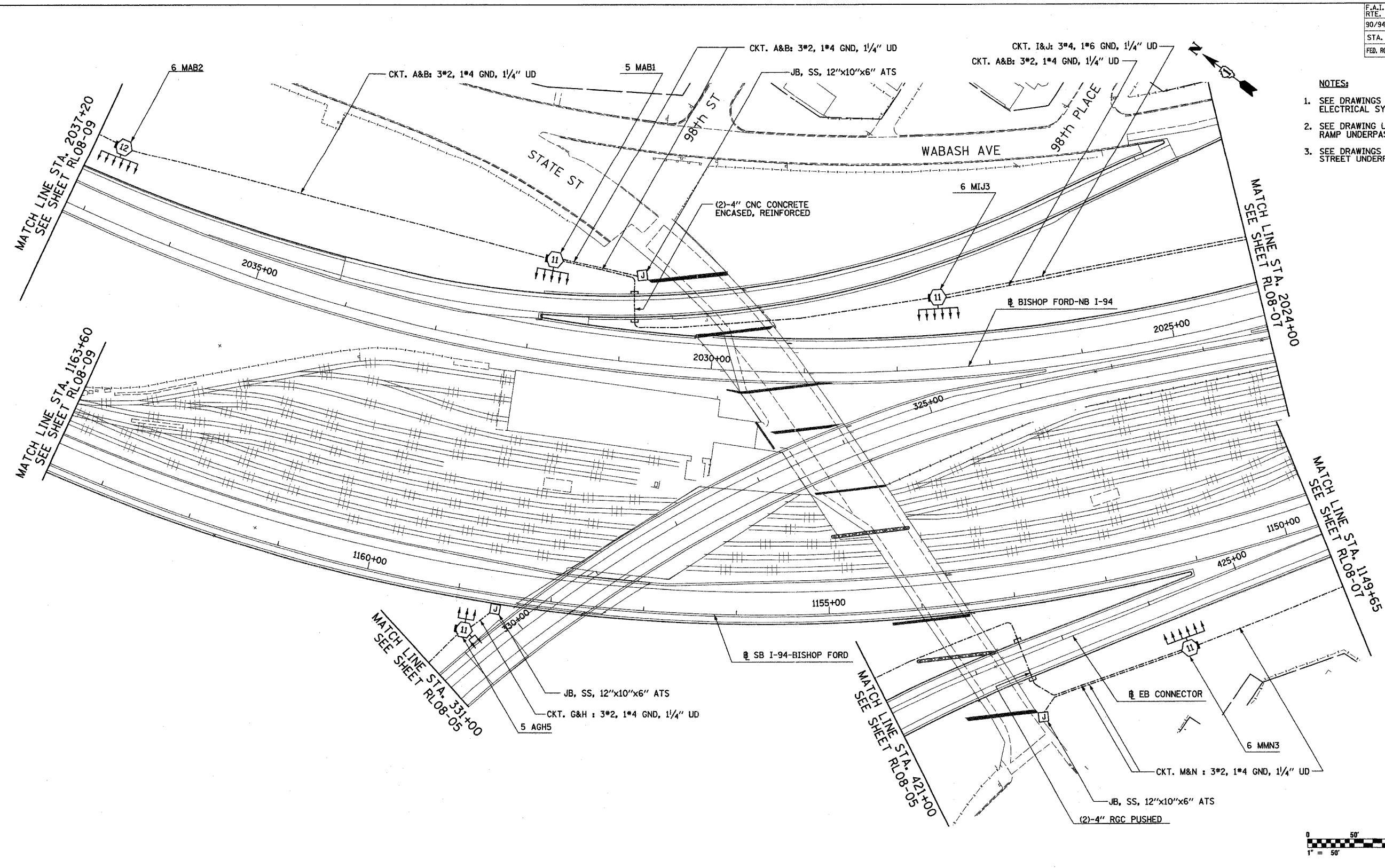
SCALE: 1"=50'
 DATE: OCTOBER 29, 2004

DRAWN BY: VG
 CHECKED BY: TM

10/14/2004 9:45:55 AM

F.A.I. RTE.	SECTION	COUNTY	TOTAL SHEETS	SHEET NO.
90/94	2003-0311	COOK	976	242
STA. 2037+20		TO STA. 2024+00		
FED. ROAD DIST. NO.	ILLINOIS FED. AID PROJECT	62583		

- NOTES:
- SEE DRAWINGS ME-01 AND ME-02 FOR ELECTRICAL SYMBOLS AND ABBREVIATIONS.
 - SEE DRAWING UL-04 FOR WB-BF TO WB-157 RAMP UNDERPASS LIGHTING PLAN.
 - SEE DRAWINGS UL-05 AND UL-06 FOR STATE STREET UNDERPASS LIGHTING PLAN.



RL08-06

REVISIONS	
NAME	DATE

ILLINOIS DEPARTMENT OF TRANSPORTATION
 F.A.I. 90/94 (DAN RYAN EXPRESSWAY)
 31st STREET TO I-57
 ROADWAY LIGHTING PLANS
 PROPOSED IMPROVEMENTS 2008

SCALE: 1"=50'
 DATE: OCTOBER 29, 2004
 DRAWN BY: VG
 CHECKED BY: TM

SINGH
 SINGH & ASSOCIATES, INC.
 CONSULTING ENGINEERS

300 W. ADAMS ST.
 CHICAGO, IL 60606
 TEL: (312) 629-0240
 FAX: (312) 629-8449

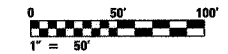
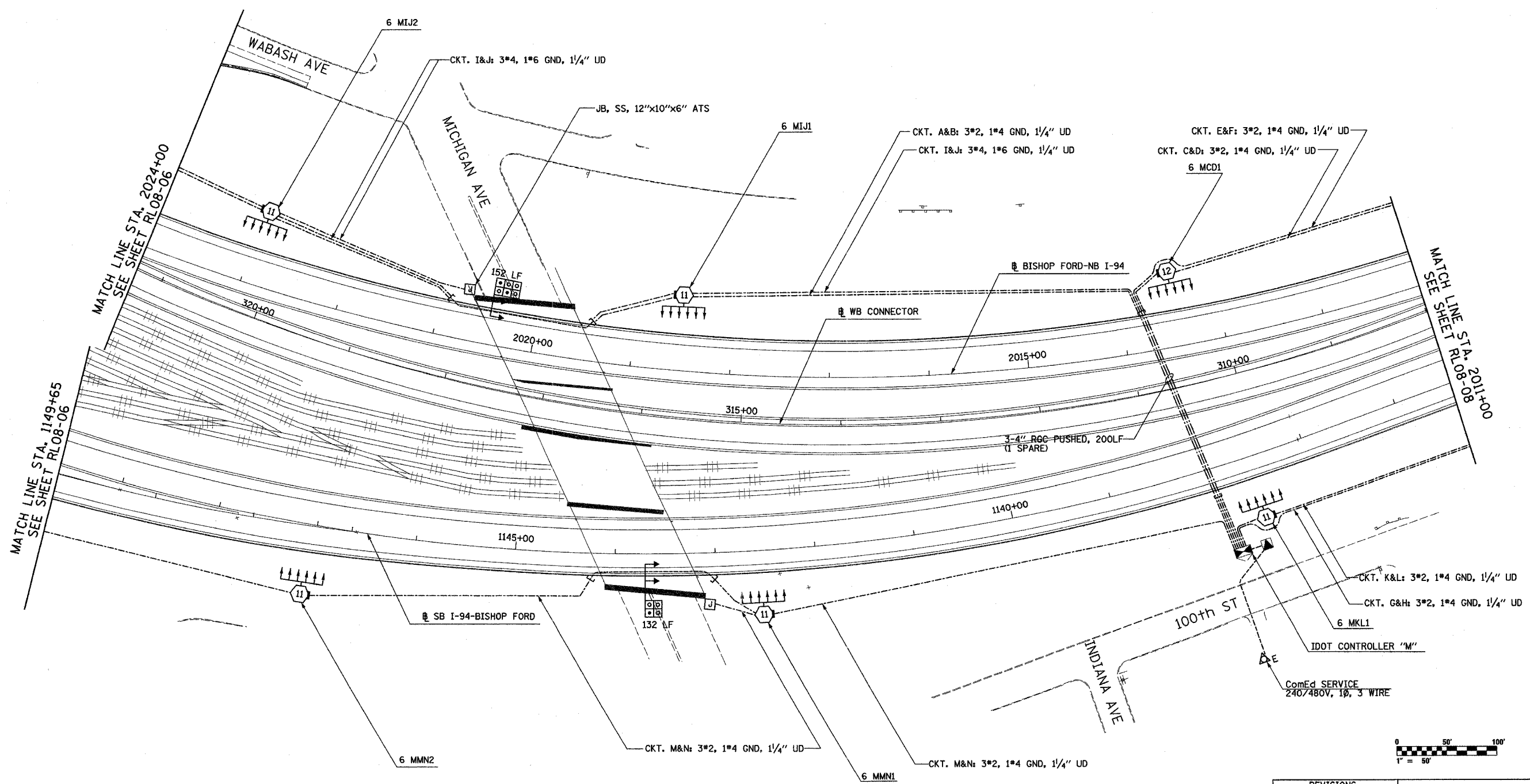
10/14/2004 9:44:03 AM

F.A.I. RTE.	SECTION	COUNTY	TOTAL SHEETS	SHEET NO.
90/94	2003-0311	COOK	976	263
STA. 2024+00		TO STA. 2011+00		
FED. ROAD DIST. NO.	ILLINOIS	FED. AID PROJECT		

62583

NOTES:

- SEE DRAWINGS ME-01 AND ME-02 FOR ELECTRICAL SYMBOLS AND ABBREVIATIONS.
- SEE DRAWING UL-08 FOR MICHIGAN AVENUE UNDERPASS LIGHTING PLANS.



RL08-07

REVISIONS	
NAME	DATE

ILLINOIS DEPARTMENT OF TRANSPORTATION
 F.A.I. 90/94 (DAN RYAN EXPRESSWAY)
 31st STREET TO I-57
 ROADWAY LIGHTING PLANS
 PROPOSED IMPROVEMENTS 2008
 SCALE: 1"=50'
 DATE: OCTOBER 29, 2004
 DRAWN BY: VG
 CHECKED BY: TM

SINGH
 SINGH & ASSOCIATES, INC.
 CONSULTING ENGINEERS
 300 W. ADAMS ST.
 CHICAGO, IL 60606
 TEL: (312) 629-0240
 FAX: (312) 629-8449

10/29/2004 12:34:34 PM

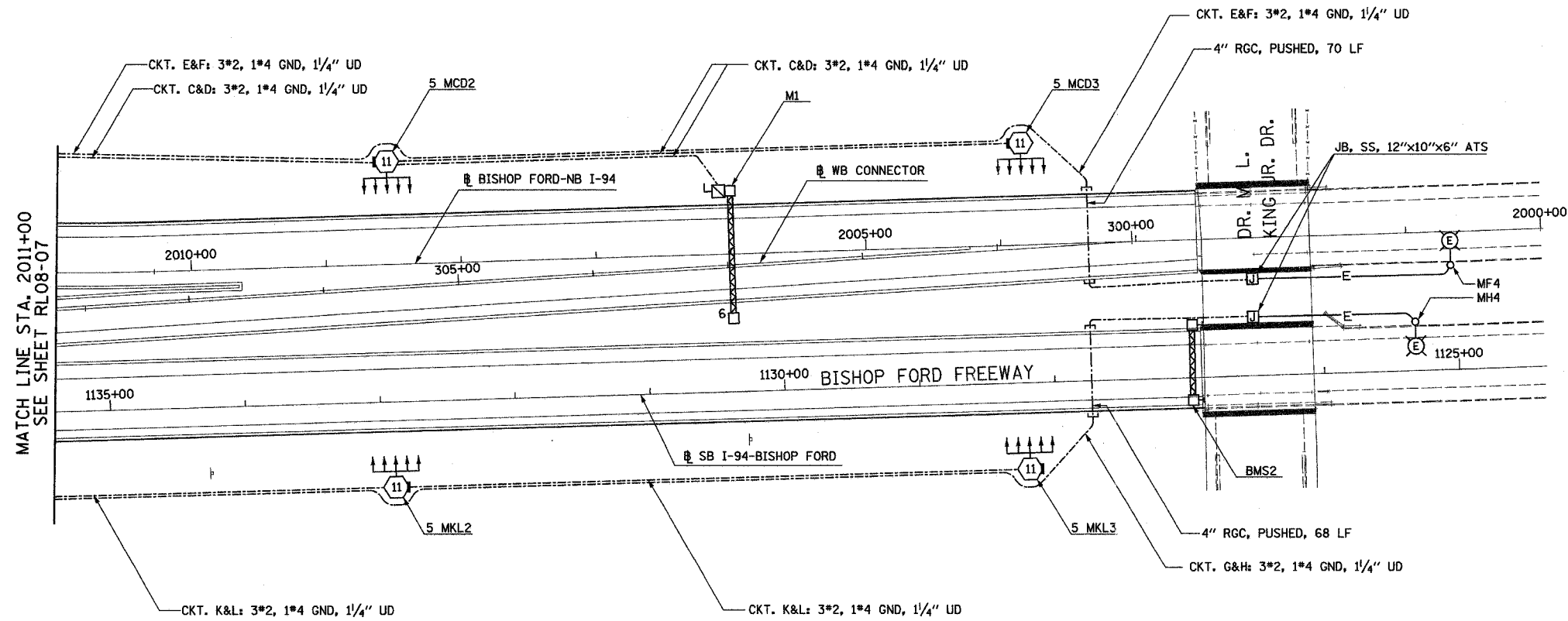
F.A.I. RTE.	SECTION	COUNTY	TOTAL SHEETS	SHEET NO.
90/94	2003-03II	COOK	976	264
STA. 2011+00		TO STA. 2000+00		
FED. ROAD DIST. NO.	ILLINOIS	FED. AID PROJECT		

62583

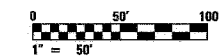


NOTES:

- SEE DRAWINGS ME-01 AND ME-02 FOR ELECTRICAL SYMBOLS AND ABBREVIATIONS.



MATCH LINE STA. 2011+00
SEE SHEET RL08-07



RL08-08

REVISIONS	
NAME	DATE

ILLINOIS DEPARTMENT OF TRANSPORTATION
 F.A.I. 90/94 (DAN RYAN EXPRESSWAY)
 31st STREET TO I-57
 ROADWAY LIGHTING PLANS
 PROPOSED IMPROVEMENTS 2008
 SCALE: 1"=50'
 DATE: OCTOBER 29, 2004
 DRAWN BY: VG
 CHECKED BY: TM

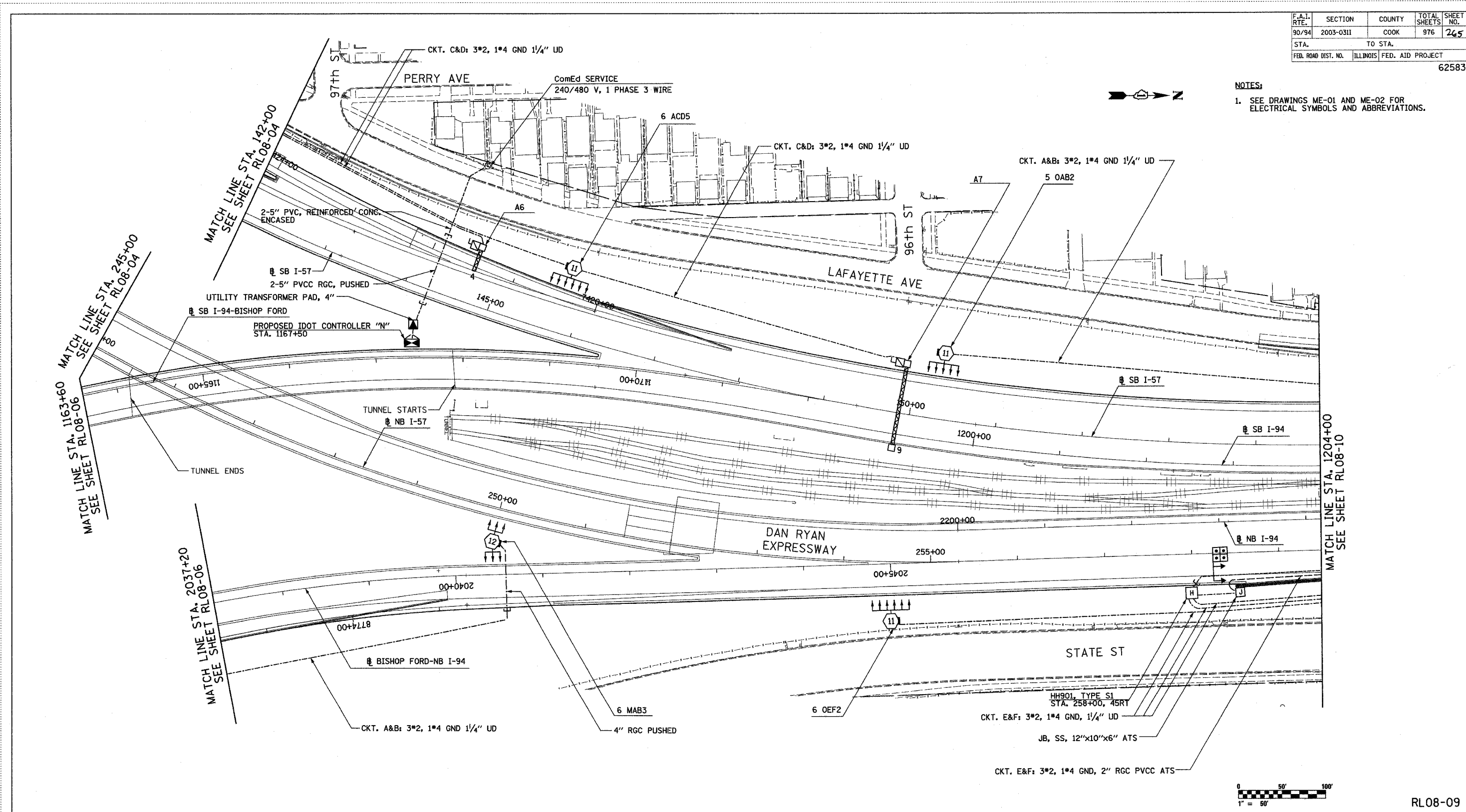
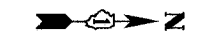
SINGH 300 W. ADAMS ST.
 CHICAGO, IL 60606
 SINGH & ASSOCIATES, INC. TEL: (312) 629-0240
 CONSULTING ENGINEERS FAX: (312) 629-8449

3:3905 FM
10/14/2004

F.A.I. RTE.	SECTION	COUNTY	TOTAL SHEETS	SHEET NO.
90/94	2003-0311	COOK	976	245
STA.	TO STA.			
FED. ROAD DIST. NO.	ILLINOIS FED. AID PROJECT			

62583

NOTES:
 1. SEE DRAWINGS ME-01 AND ME-02 FOR ELECTRICAL SYMBOLS AND ABBREVIATIONS.



RL08-09

REVISIONS	
NAME	DATE

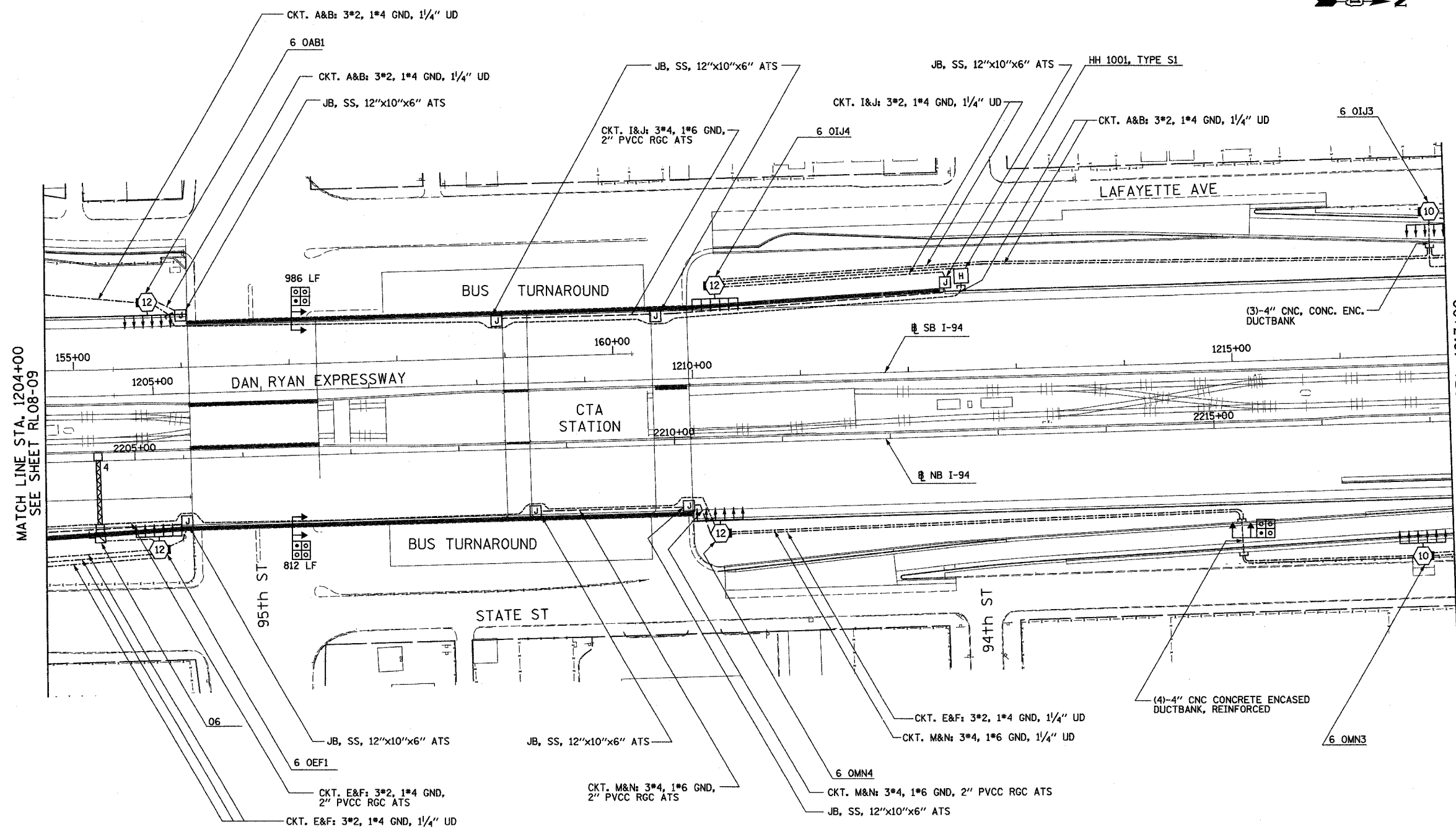
ILLINOIS DEPARTMENT OF TRANSPORTATION
 F.A.I. 90/94 (DAN RYAN EXPRESSWAY)
 31st STREET TO I-57
 ROADWAY LIGHTING PLANS
 PROPOSED IMPROVEMENTS 2008
 SCALE: 1"=50'
 DATE: OCTOBER 29, 2004
 DRAWN BY:
 CHECKED BY: TM

SINGH 300 W. ADAMS ST.
 CHICAGO, IL 60606
 TEL: (312) 629-0240
 SINGH & ASSOCIATES, INC. FAX: (312) 629-8449
 CONSULTING ENGINEERS

10/21/2004 12:34:44 PM

F.A.I. RTE.	SECTION	COUNTY	TOTAL SHEETS	SHEET NO.
90/94	2003-0311	COOK	976	246
STA. 1204+00		TO STA. 1217+00		
FED. ROAD DIST. NO.		ILLINOIS FED. AID PROJECT		


62583



MATCH LINE STA. 1204+00
SEE SHEET RL08-09

MATCH LINE STA. 1217+00
SEE SHEET RL08-11

- NOTES:
- SEE DRAWINGS ME-01 AND ME-02 FOR ELECTRICAL SYMBOLS AND ABBREVIATIONS.
 - SEE DRAWING UL-10 FOR 95th STREET UNDERPASS LIGHTING PLANS
 - SEE DRAWING UL-11 FOR 95th CTA BUS TURNAROUND AND PEDESTRIAN BRIDGE UNDERPASS LIGHTING PLAN.



RL08-10

SINGH 300 W. ADAMS ST.
CHICAGO, IL 60606
SINGH & ASSOCIATES, INC. TEL: (312) 629-0240
CONSULTING ENGINEERS FAX: (312) 629-8449

REVISIONS	
NAME	DATE

ILLINOIS DEPARTMENT OF TRANSPORTATION
F.A.I. 90/94 (DAN RYAN EXPRESSWAY)
31st STREET TO I-57

ROADWAY LIGHTING PLANS
PROPOSED IMPROVEMENTS 2008

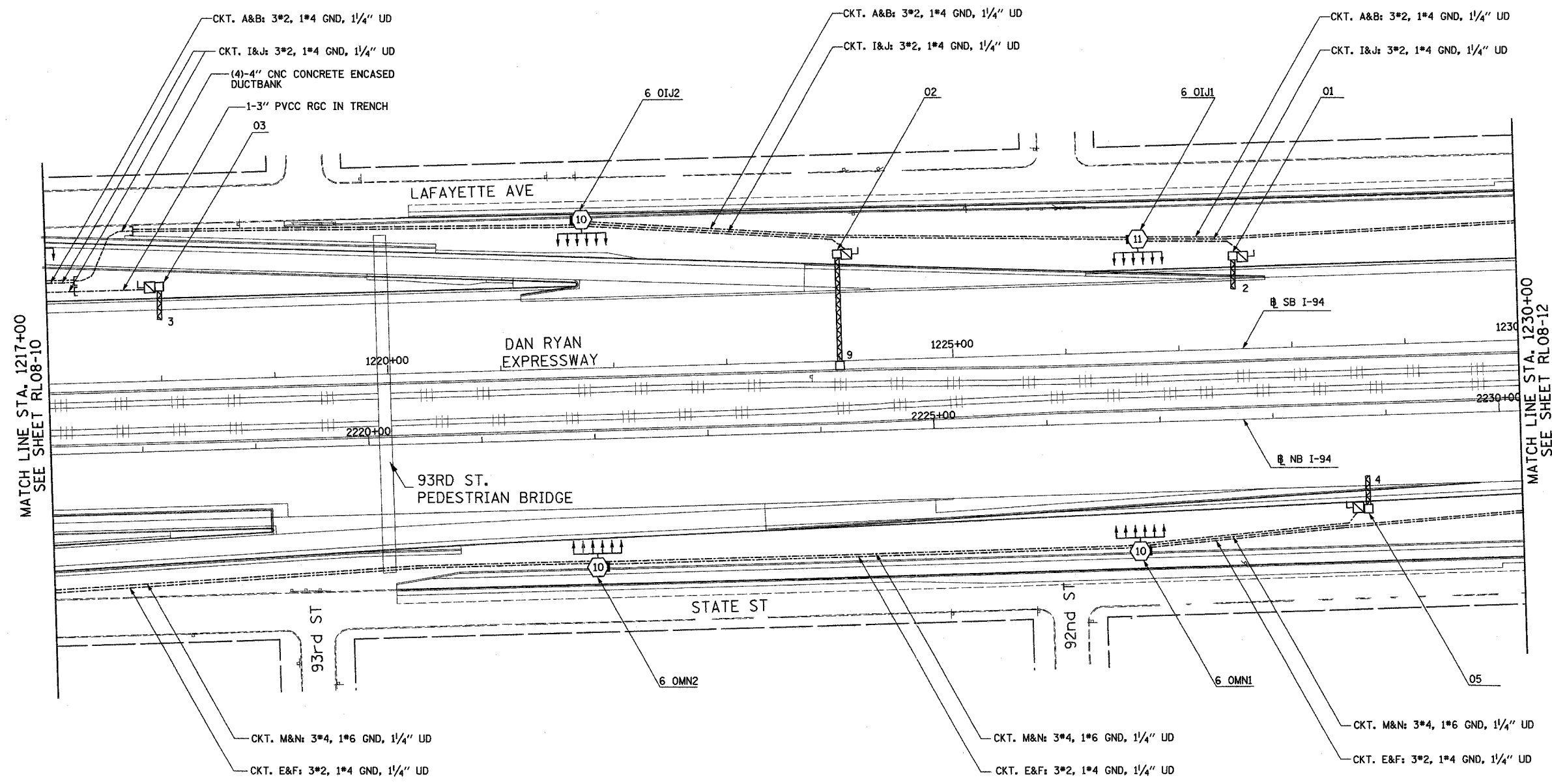
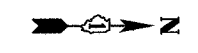
SCALE: 1"=50'
DATE: OCTOBER 29, 2004
DRAWN BY: VG
CHECKED BY: TM

10/15/2004 8:06:59 AM

F.A.I. RTE.	SECTION	COUNTY	TOTAL SHEETS	SHEET NO.
90/94	2003-03II	COOK	976	247
STA. 1217+00		TO STA. 1230+00		
FED. ROAD DIST. NO.	ILLINOIS	FED. AID PROJECT		


62583

- NOTES:
- SEE DRAWINGS ME-01 AND ME-02 FOR ELECTRICAL SYMBOLS AND ABBREVIATIONS.



MATCH LINE STA. 1217+00
SEE SHEET RL08-10

MATCH LINE STA. 1230+00
SEE SHEET RL08-12



RL08-11

REVISIONS	
NAME	DATE

ILLINOIS DEPARTMENT OF TRANSPORTATION
 F.A.I. 90/94 (DAN RYAN EXPRESSWAY)
 31st STREET TO I-57
 ROADWAY LIGHTING PLANS
 PROPOSED IMPROVEMENTS 2008
 SCALE: 1"=50'
 DATE: OCTOBER 29, 2004
 DRAWN BY: VG
 CHECKED BY: TM

SINGH
 SINGH & ASSOCIATES, INC.
 CONSULTING ENGINEERS
 300 W. ADAMS ST.
 CHICAGO, IL 60606
 TEL: (312) 629-0240
 FAX: (312) 629-8449

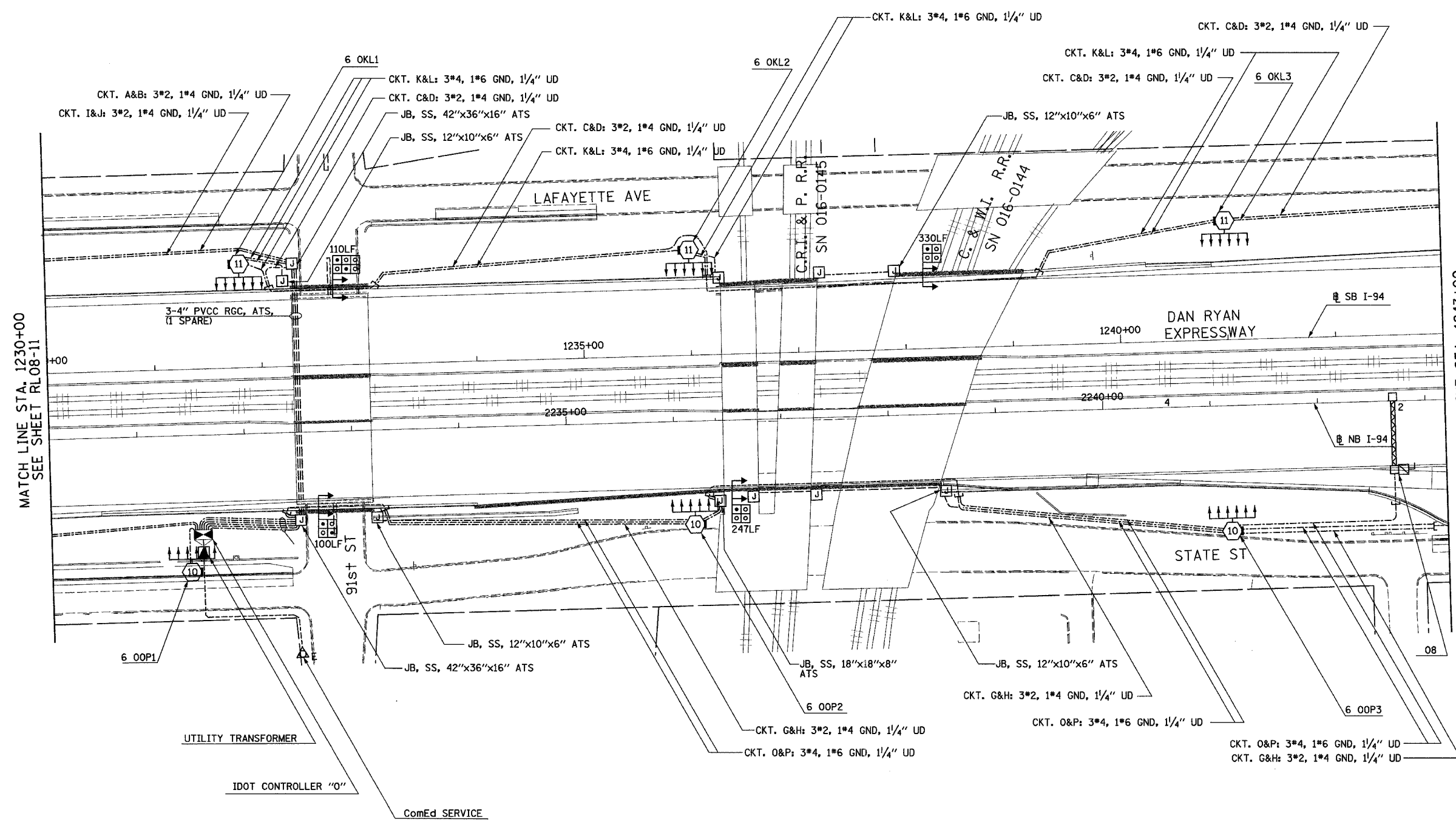
10/15/2004 8:55:10 AM

F.A.I. RTE.	SECTION	COUNTY	TOTAL SHEETS	SHEET NO.
90/94	2003-0311	COOK	976	268
STA. 1230+00		TO STA. 1243+00		
FED. ROAD DIST. NO.	ILLINOIS	FED. AID PROJECT		

62583

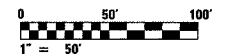
NOTES:

- SEE DRAWINGS ME-01 AND ME-02 FOR ELECTRICAL SYMBOLS AND ABBREVIATIONS.
- SEE DRAWING UL-12 FOR 91st STREET UNDERPASS LIGHTING PLANS.
- SEE DRAWINGS UL-13 AND UL-14 FOR C.R.I. & P. RAILROAD & W.I. RAILROAD UNDERPASS LIGHTING PLANS.



MATCH LINE STA. 1230+00
SEE SHEET RL08-11

MATCH LINE STA. 1243+00
SEE SHEET RL08-13



RL08-12

SINGH
SINGH & ASSOCIATES, INC.
CONSULTING ENGINEERS

300 W. ADAMS ST.
CHICAGO, IL 60606
TEL: (312) 629-0240
FAX: (312) 629-8449

REVISIONS	
NAME	DATE


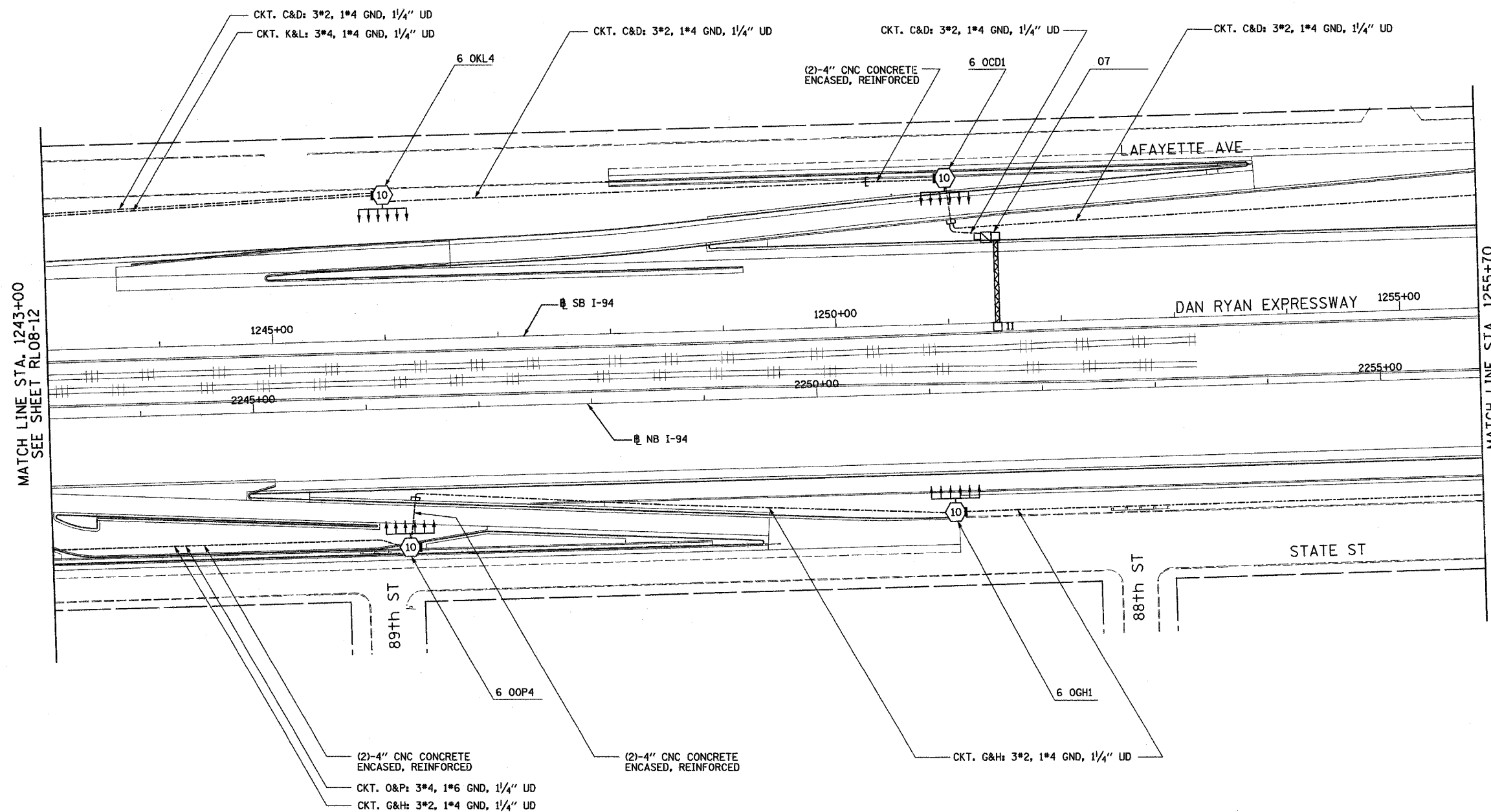

ILLINOIS DEPARTMENT OF TRANSPORTATION
F.A.I. 90/94 (DAN RYAN EXPRESSWAY)
31st STREET TO I-57
ROADWAY LIGHTING PLANS
PROPOSED IMPROVEMENTS 2008
SCALE: 1"=50'
DATE: OCTOBER 29, 2004
DRAWN BY: VG
CHECKED BY: TM

11/23/2004 4:07:32 PM

F.A.I. RTE.	SECTION	COUNTY	TOTAL SHEETS	SHEET NO.
90/94	2003-0311	COOK	976	249
STA. 1243+00	TO STA. 1255+70			
FED. ROAD DIST. NO.	ILLINOIS	FED. AID PROJECT	62583	

NOTES:

- SEE DRAWINGS ME-01 AND ME-02 FOR ELECTRICAL SYMBOLS AND ABBREVIATIONS.



RL08-13

REVISIONS	
NAME	DATE

ILLINOIS DEPARTMENT OF TRANSPORTATION
 F.A.I. 90/94 (DAN RYAN EXPRESSWAY)
 31st STREET TO I-57
 ROADWAY LIGHTING PLANS
 PROPOSED IMPROVEMENTS 2008
 SCALE: 1"=50'
 DATE: OCTOBER 29, 2004
 DRAWN BY: VG
 CHECKED BY: TM

SINGH
 300 W. ADAMS ST.
 CHICAGO, IL 60606
 TEL: (312) 629-0240
 SINGH & ASSOCIATES, INC.
 CONSULTING ENGINEERS
 FAX: (312) 629-8449

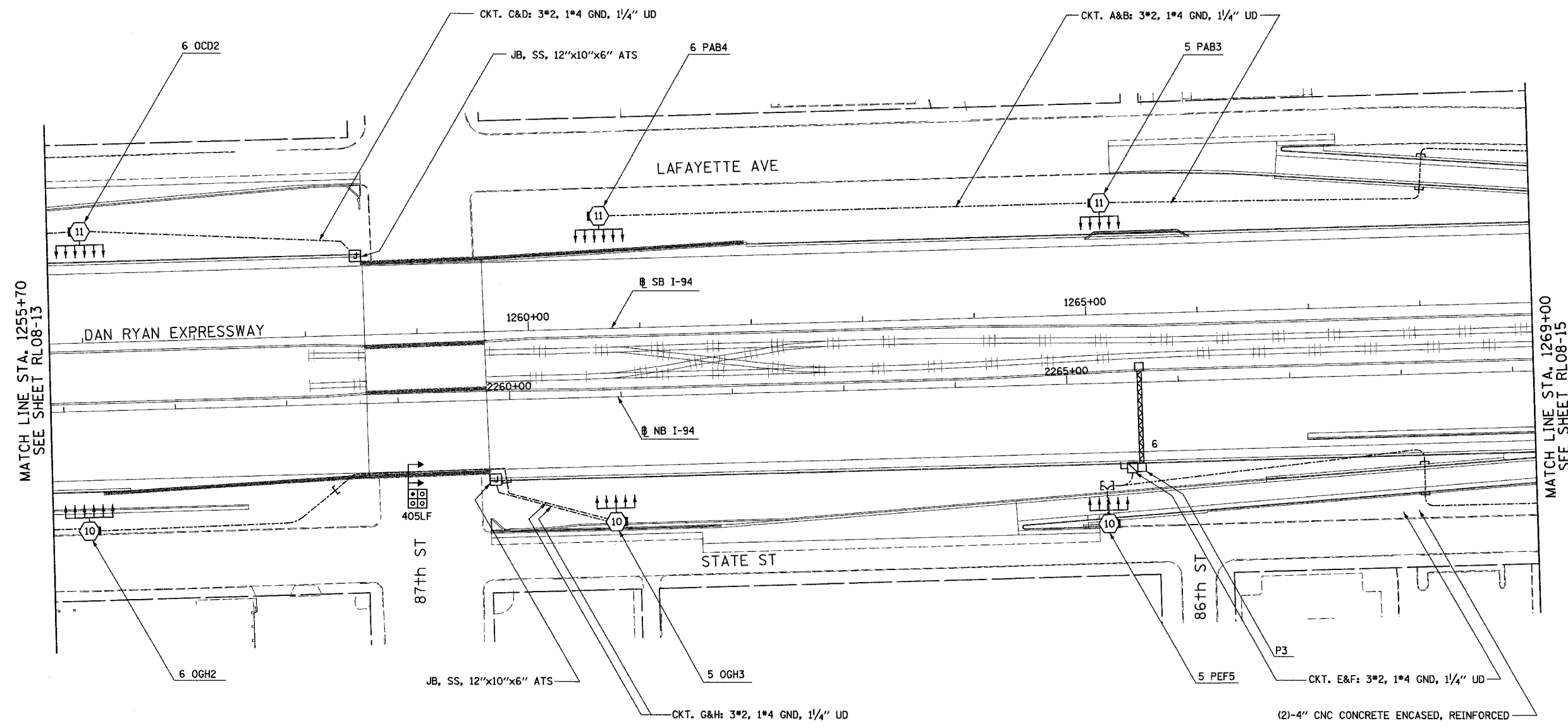
10/14/2004 2:55:14 PM

F.A.I. RTE.	SECTION	COUNTY	TOTAL SHEETS	SHEET NO.
90/94	2003-0311	COOK	976	270
STA. 1255+70		TO STA. 1269+00		
FED. ROAD DIST. NO.	ILLINOIS	FED. AID PROJECT		

62583

NOTES:

1. SEE DRAWINGS ME-01 AND ME-02 FOR ELECTRICAL SYMBOLS AND ABBREVIATIONS.
2. SEE DRAWING UL-15 FOR 87th STREET UNDERPASS LIGHTING PLANS.



MATCH LINE STA. 1255+70
SEE SHEET RL08-13

MATCH LINE STA. 1269+00
SEE SHEET RL08-15



RL08-14

REVISIONS	
NAME	DATE

ILLINOIS DEPARTMENT OF TRANSPORTATION
 F.A.I. 90/94 (DAN RYAN EXPRESSWAY)
 31st STREET TO I-57
 ROADWAY LIGHTING PLANS
 PROPOSED IMPROVEMENTS 2008
 SCALE: 1"=50'
 DATE: OCTOBER 29, 2004
 DRAWN BY: VG
 CHECKED BY: TM

SINGH
 SINGH & ASSOCIATES, INC.
 CONSULTING ENGINEERS
 300 W. ADAMS ST.
 CHICAGO, IL 60606
 TEL: (312) 629-0240
 FAX: (312) 629-8449


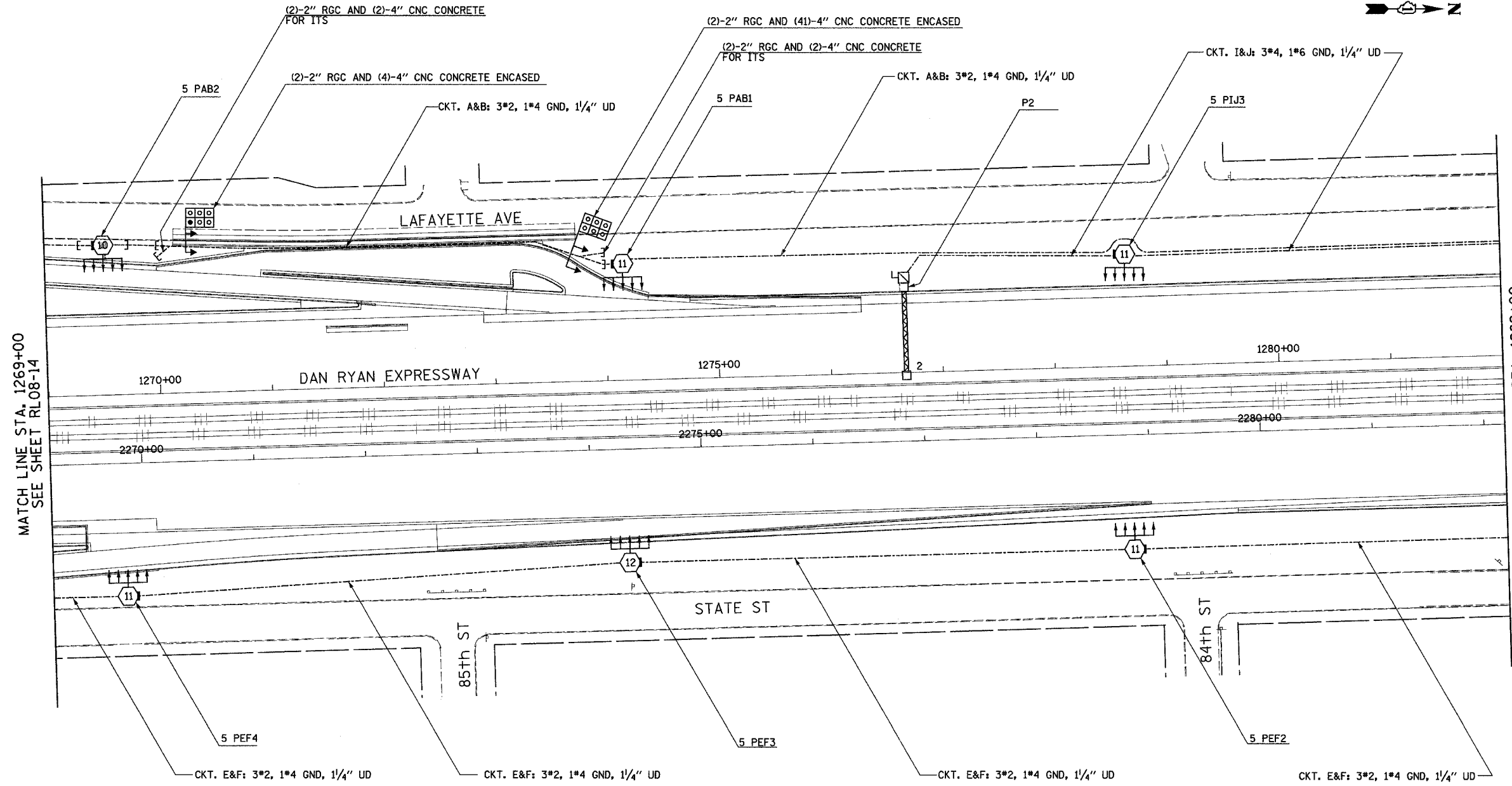
11/22/2004 5:37:38 PM

F.A.I. RTE.	SECTION	COUNTY	TOTAL SHEETS	SHEET NO.
90/94	2003-0311	COOK	976	171
STA. 1269+00		TO STA. 1282+00		
FED. ROAD DIST. NO.	ILLINOIS	FED. AID PROJECT		

62583

NOTES:

- SEE DRAWINGS ME-01 AND ME-02 FOR ELECTRICAL SYMBOLS AND ABBREVIATIONS.



RL08-15

REVISIONS	
NAME	DATE

ILLINOIS DEPARTMENT OF TRANSPORTATION
 F.A.I. 90/94 (DAN RYAN EXPRESSWAY)
 31st STREET TO I-57
 ROADWAY LIGHTING PLANS
 PROPOSED IMPROVEMENTS 2008

SCALE: 1"=50'
 DATE: OCTOBER 29, 2004

DRAWN BY: VG
 CHECKED BY: TM

SINGH
 SINGH & ASSOCIATES, INC.
 CONSULTING ENGINEERS

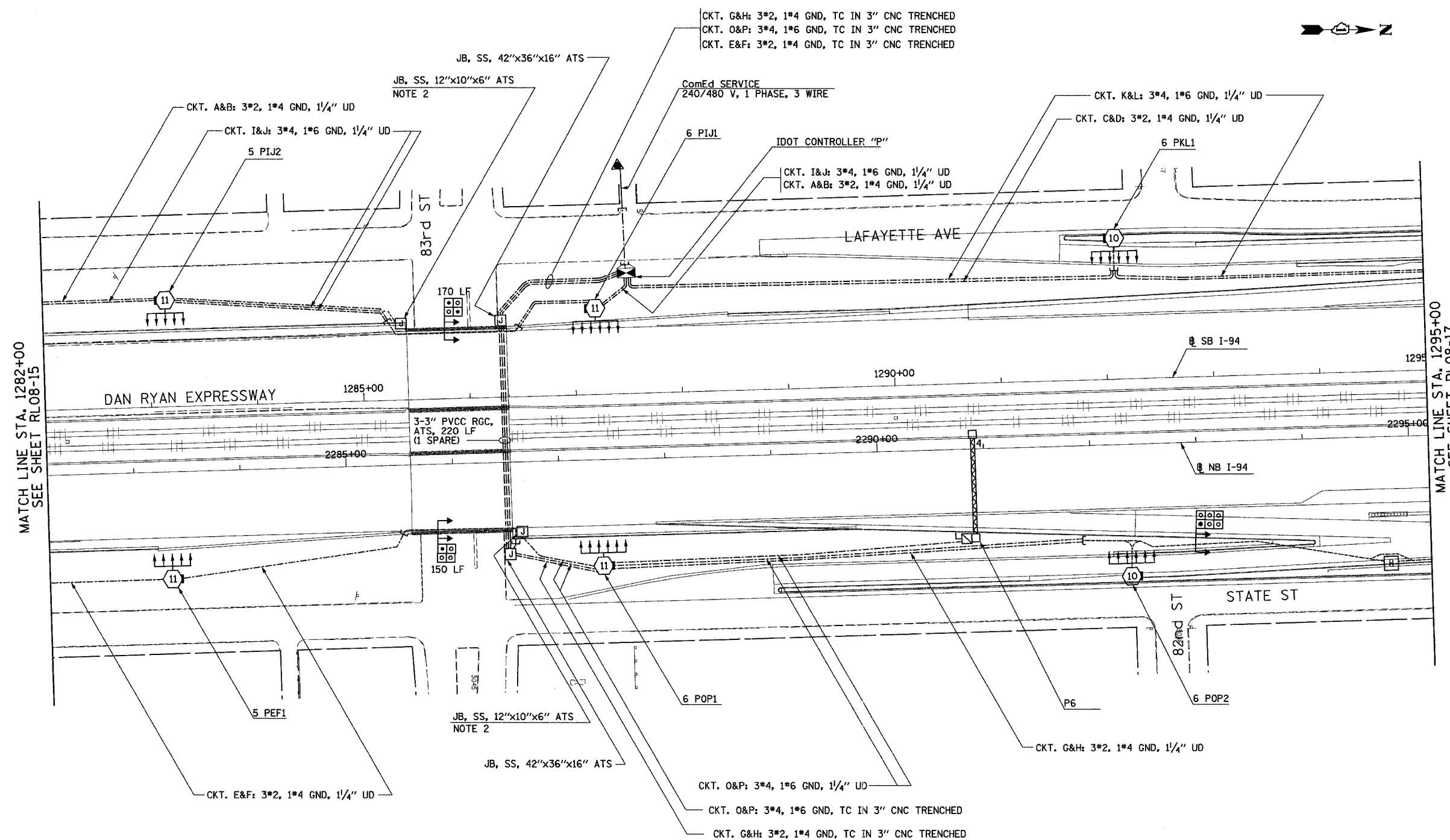
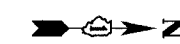
300 W. ADAMS ST.
 CHICAGO, IL 60606
 TEL: (312) 629-0240
 FAX: (312) 629-8449

11/22/2004 5:38:14 PM

F.A.I. RTE.	SECTION	COUNTY	TOTAL SHEETS	SHEET NO.
90/94	2003-03II	COOK	976	272
STA. 1282+00		TO STA. 1295+00		
FED. ROAD DIST. NO.		ILLINOIS	FED. AID PROJECT	62583

NOTES:

- SEE DRAWINGS ME-01 AND ME-02 FOR ELECTRICAL SYMBOLS AND ABBREVIATIONS.
- SEE DRAWING UL-16 FOR 83rd STREET UNDERPASS LIGHTING PLANS.



MATCH LINE STA. 1282+00
SEE SHEET RL08-15

MATCH LINE STA. 1295+00
SEE SHEET RL08-17



RL08-16

REVISIONS	
NAME	DATE

ILLINOIS DEPARTMENT OF TRANSPORTATION
 F.A.I. 90/94 (DAN RYAN EXPRESSWAY)
 31st STREET TO I-57
 ROADWAY LIGHTING PLANS
 PROPOSED IMPROVEMENTS 2008
 SCALE: 1"=50'
 DATE: OCTOBER 29, 2004
 DRAWN BY: VG
 CHECKED BY: TM

SINGH
 SINGH & ASSOCIATES, INC.
 CONSULTING ENGINEERS

300 W. ADAMS ST.
 CHICAGO, IL 60606
 TEL: (312) 629-0240
 FAX: (312) 629-8449

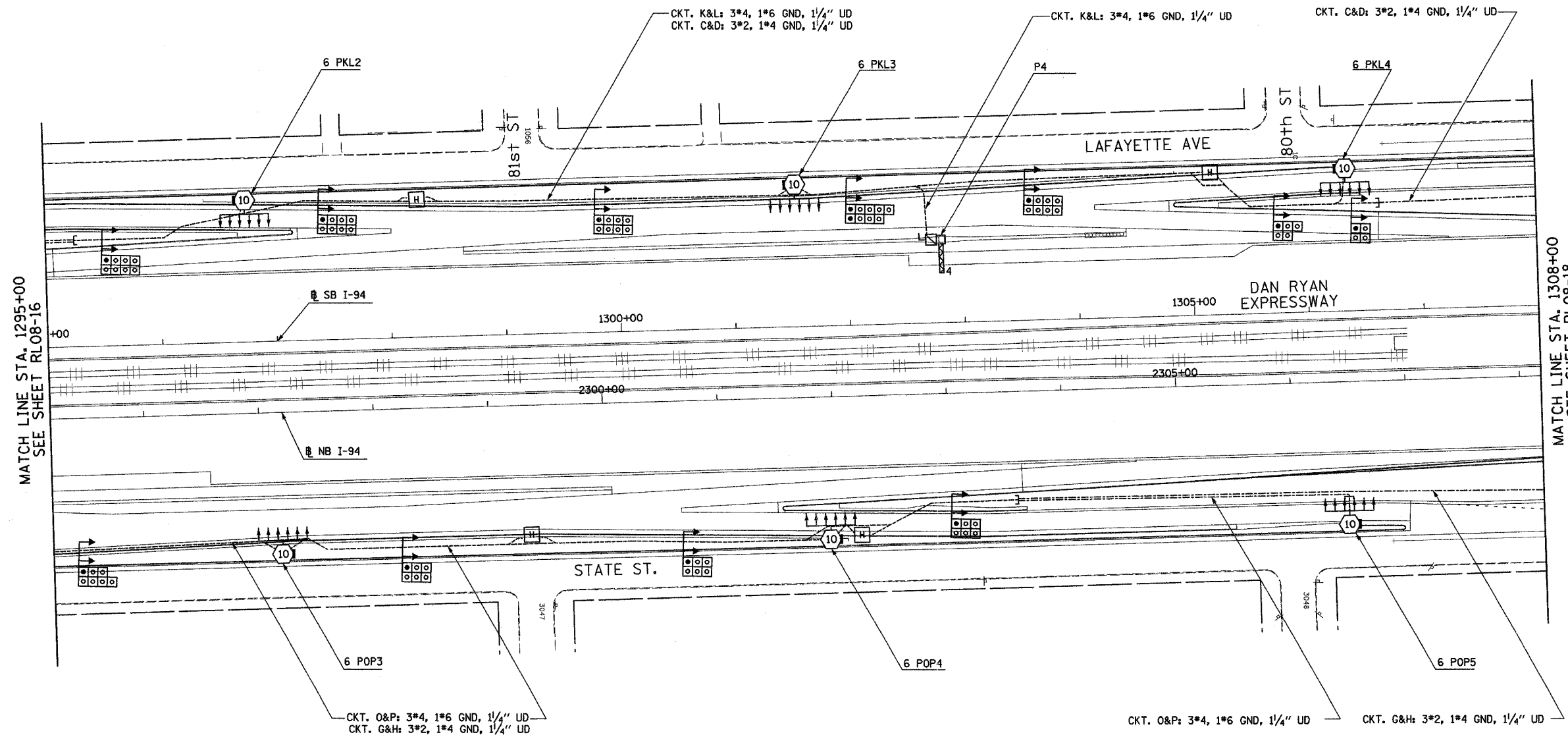
11/22/2004 5:38:20 PM

F.A.I. RTE.	SECTION	COUNTY	TOTAL SHEETS	SHEET NO.
90/94	2003-0311	COOK	976	275
STA. 1295+00		TO STA. 1308+00		
FED. ROAD DIST. NO.	ILLINOIS	FED. AID PROJECT		

62583

NOTES:

- SEE DRAWINGS ME-01 AND ME-02 FOR ELECTRICAL SYMBOLS AND ABBREVIATIONS.



MATCH LINE STA. 1295+00
SEE SHEET RL08-16

MATCH LINE STA. 1308+00
SEE SHEET RL08-18



RL08-17

REVISIONS	
NAME	DATE

ILLINOIS DEPARTMENT OF TRANSPORTATION
F.A.I. 90/94 (DAN RYAN EXPRESSWAY)
31st STREET TO I-57

ROADWAY LIGHTING PLANS
PROPOSED IMPROVEMENTS 2008

SCALE: 1"=50'
DATE: OCTOBER 29, 2004

DRAWN BY: VG
CHECKED BY: TM

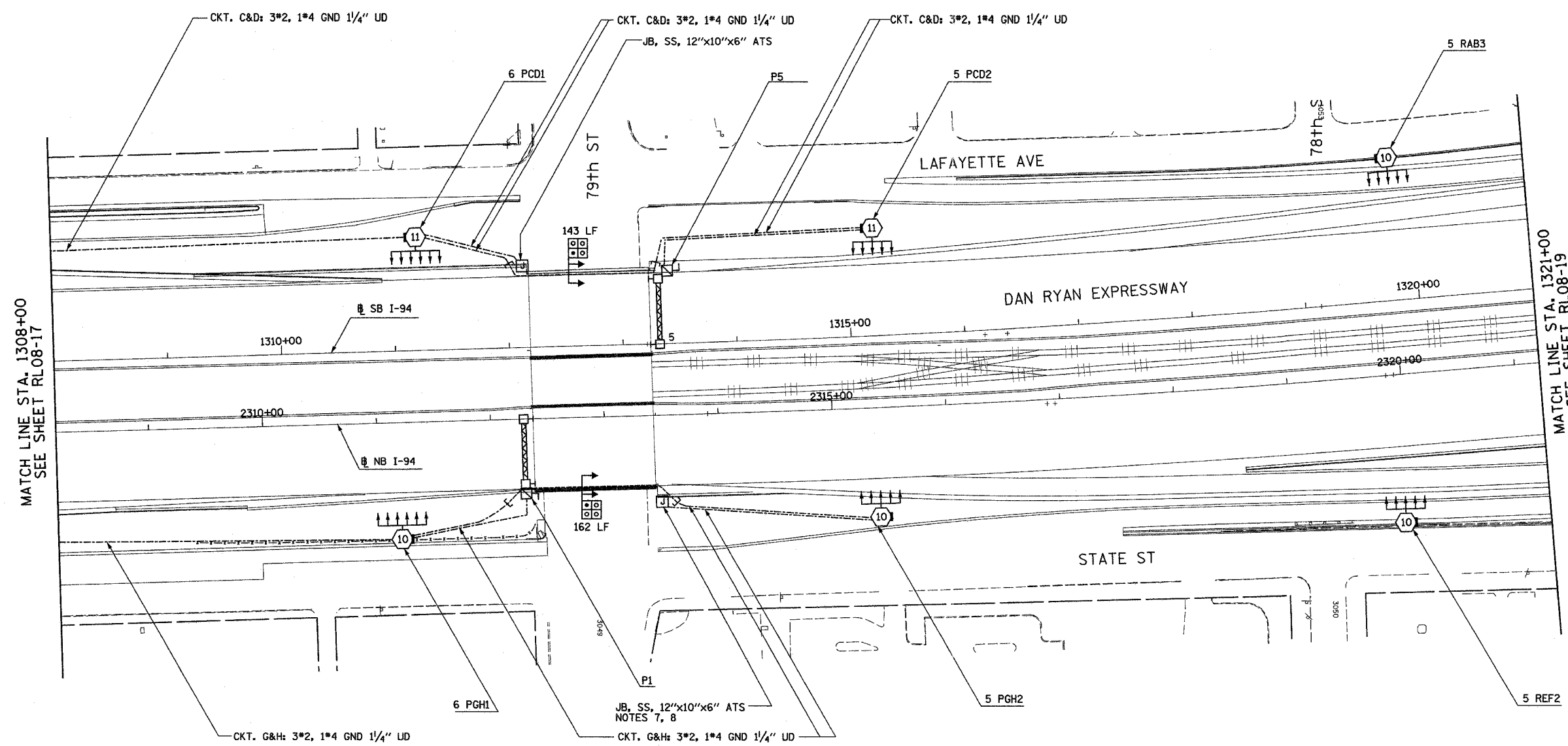
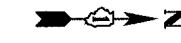
SINGH 300 W. ADAMS ST.
CHICAGO, IL 60606
TEL: (312) 629-0240
SINGH & ASSOCIATES, INC. FAX: (312) 629-6449
CONSULTING ENGINEERS

10/15/2004 9:44:34 AM

F.A.I. RTE.	SECTION	COUNTY	TOTAL SHEETS	SHEET NO.
90/94	2003-0311	COOK	976	274
STA. 1308+00		TO STA. 1321+00		
FED. ROAD DIST. NO.	ILLINOIS FED. AID PROJECT			


62583

- NOTES:
- SEE DRAWINGS ME-01 AND ME-02 FOR ELECTRICAL SYMBOLS AND ABBREVIATIONS.
 - SEE DRAWING UL-17 FOR 79TH STREET UNDERPASS LIGHTING PLANS.



MATCH LINE STA. 1308+00
SEE SHEET RL08-17

MATCH LINE STA. 1321+00
SEE SHEET RL08-19



RL08-18

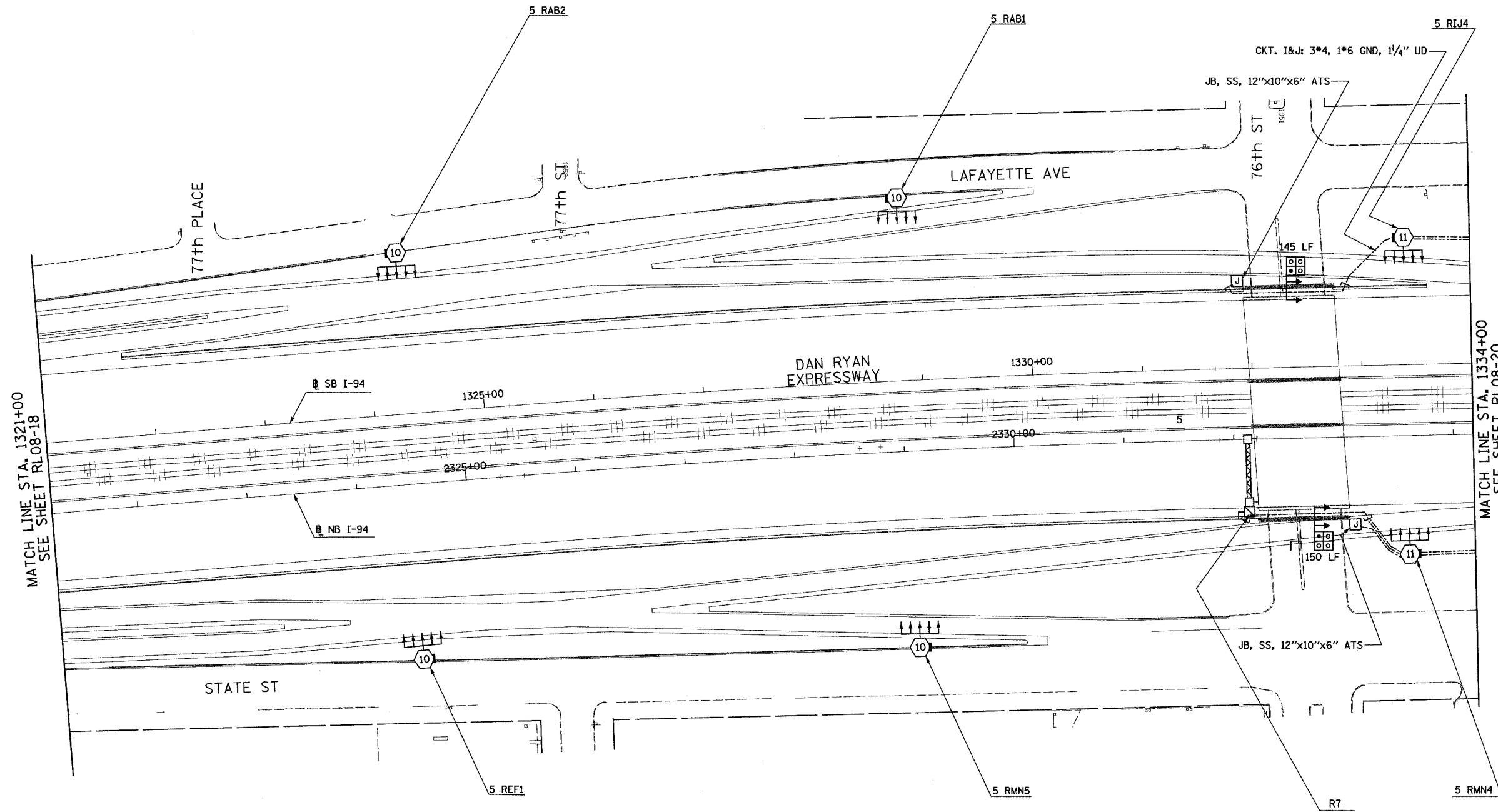
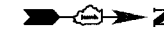
REVISIONS	
NAME	DATE

ILLINOIS DEPARTMENT OF TRANSPORTATION
 F.A.I. 90/94 (DAN RYAN EXPRESSWAY)
 31st STREET TO I-57
 ROADWAY LIGHTING PLANS
 PROPOSED IMPROVEMENTS 2008
 SCALE: 1"=50'
 DATE: OCTOBER 29, 2004
 DRAWN BY: VG
 CHECKED BY: TM

SINGH
 300 N. ADAMS ST.
 CHICAGO, IL 60606
 SINGH & ASSOCIATES, INC. TEL: (312) 625-0240
 CONSULTING ENGINEERS FAX: (312) 625-8449

10/21/2004 12:34:59 PM

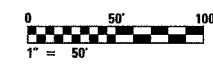
F.A.I. RTE.	SECTION	COUNTY	TOTAL SHEETS	SHEET NO.
90/94	2003-0311	COOK	976	275
STA. 1321+00 TO STA. 1334+00			ILLINOIS FED. AID PROJECT	
FED. ROAD DIST. NO.	62583			



- NOTES:**
- 1. SEE DRAWINGS ME-01 AND ME-02 FOR ELECTRICAL SYMBOLS AND ABBREVIATIONS.
 - 2. SEE DRAWING UL-18 FOR 76th STREET UNDERPASS LIGHTING PLANS.

MATCH LINE STA. 1321+00
SEE SHEET RL08-18

MATCH LINE STA. 1334+00
SEE SHEET RL08-20



RL08-19

SINGH
SINGH & ASSOCIATES, INC.
CONSULTING ENGINEERS
300 W. ADAMS ST.
CHICAGO, IL 60606
TEL: (312) 629-0240
FAX: (312) 629-8449

REVISIONS	
NAME	DATE

ILLINOIS DEPARTMENT OF TRANSPORTATION
F.A.I. 90/94 (DAN RYAN EXPRESSWAY)
31st STREET TO I-57
ROADWAY LIGHTING PLANS
PROPOSED IMPROVEMENTS 2008

SCALE: 1"=50'
DATE: OCTOBER 29, 2004
DRAWN BY: VG
CHECKED BY: TM

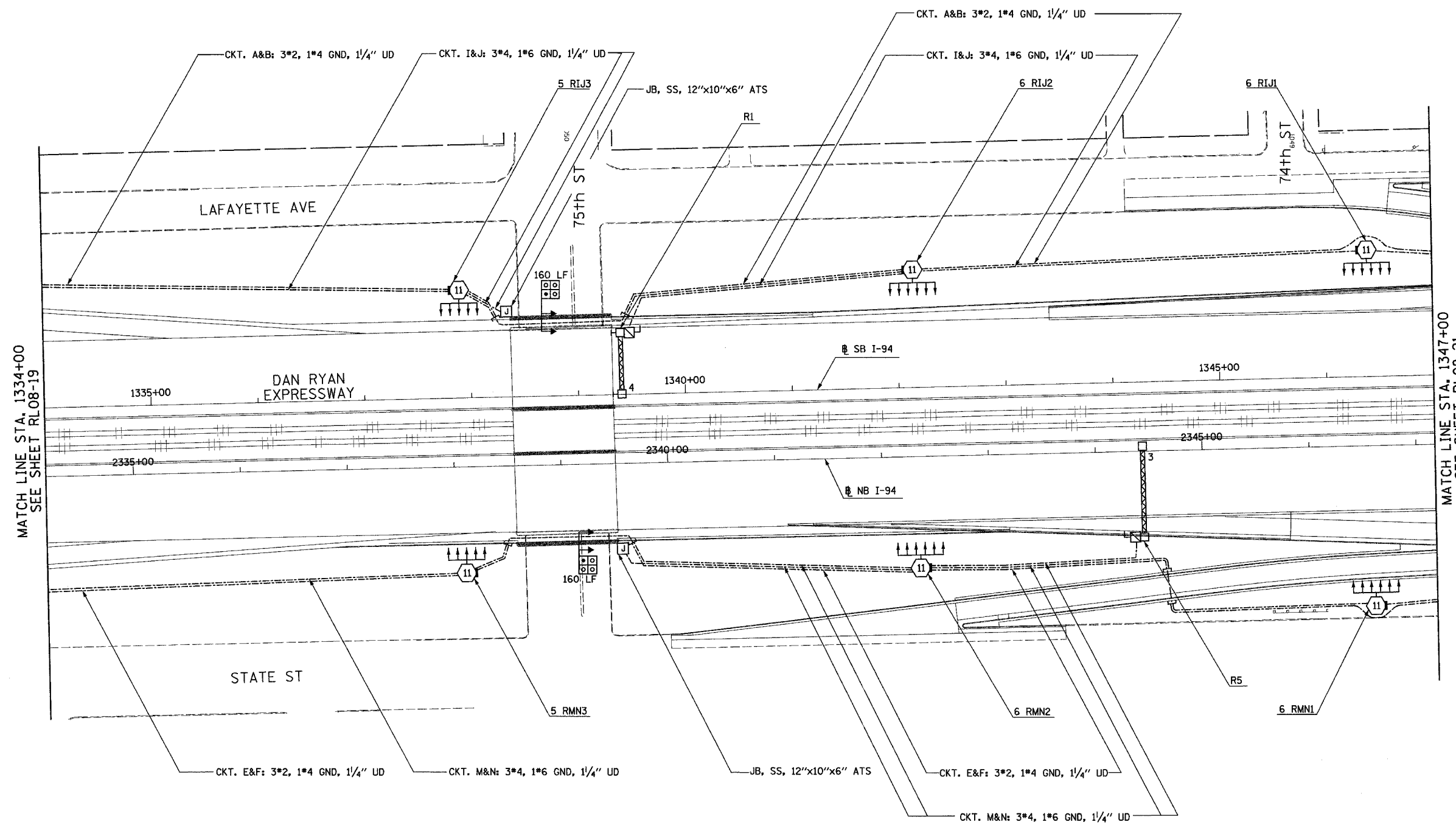
1/25/2006 12:24:57 PM

F.A.I. RTE.	SECTION	COUNTY	TOTAL SHEETS	SHEET NO.
90/94	2003-0311	COOK	976	276
STA. 1334+00		TO STA. 1347+00		
FED. ROAD DIST. NO.	ILLINOIS	FED. AID PROJECT		

62583

NOTES:

- SEE DRAWINGS ME-01 AND ME-02 FOR ELECTRICAL SYMBOLS AND ABBREVIATIONS.
- SEE DRAWING UL-19 FOR 75th STREET UNDERPASS LIGHTING PLANS.



MATCH LINE STA. 1334+00
SEE SHEET RL08-19

MATCH LINE STA. 1347+00
SEE SHEET RL08-21



RL08-20

SINGH
SINGH & ASSOCIATES, INC.
CONSULTING ENGINEERS

300 W. ADAMS ST.
CHICAGO, IL 60606
TEL: (312) 629-0240
FAX: (312) 629-8449

REVISIONS	
NAME	DATE
REVISED	01/21/05

ILLINOIS DEPARTMENT OF TRANSPORTATION
F.A.I. 90/94 (DAN RYAN EXPRESSWAY)
31st STREET TO I-57

ROADWAY LIGHTING PLANS
PROPOSED IMPROVEMENTS 2008

SCALE: 1"=50'
DATE: OCTOBER 29, 2004

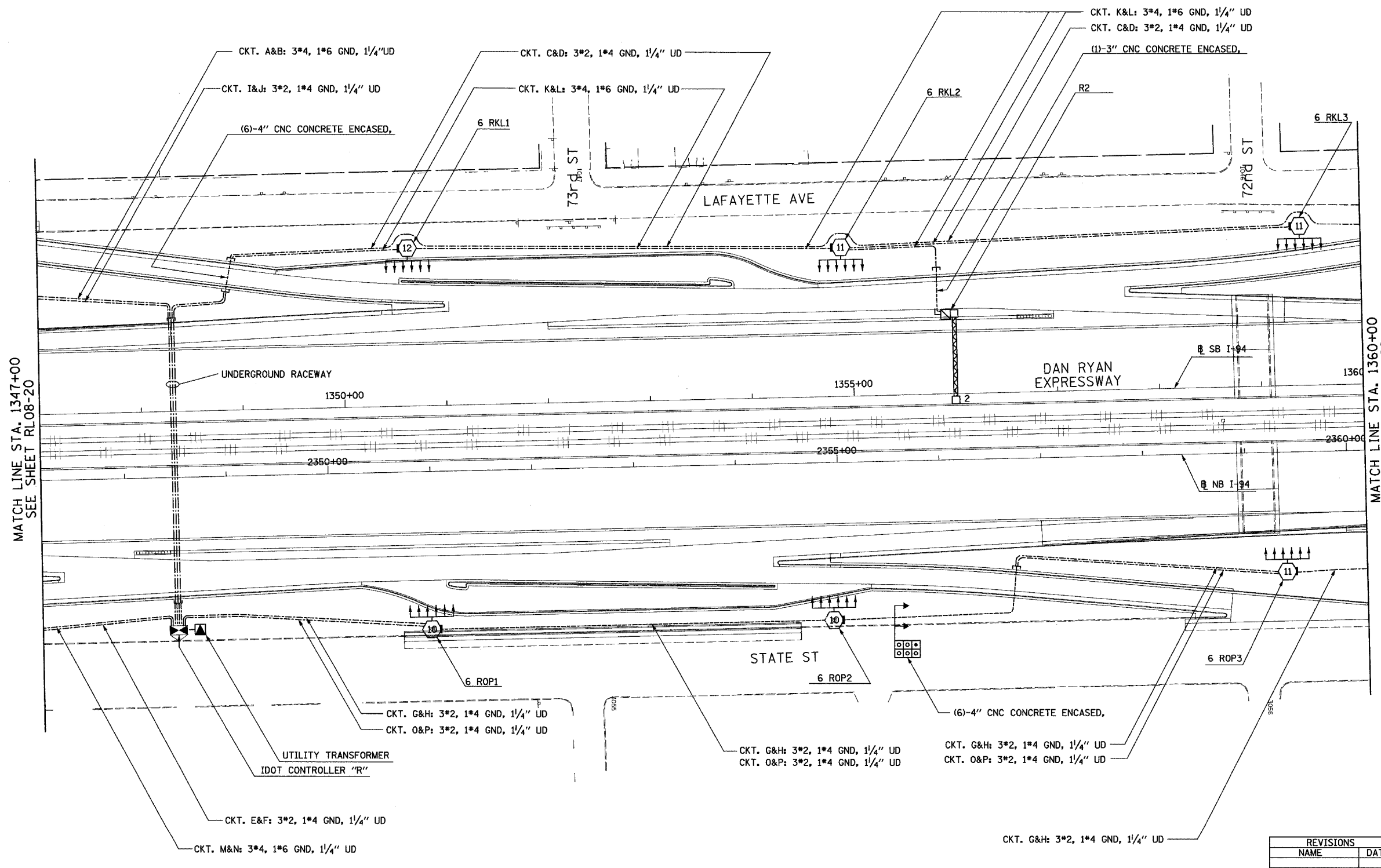
DRAWN BY: VG
CHECKED BY: TM

1/25/2005 12:45 PM

F.A.I. RTE.	SECTION	COUNTY	TOTAL SHEETS	SHEET NO.
90/94	2003-031I	COOK	976	277
STA. 1347+00	TO STA. 1360+00			
FED. ROAD DIST. NO.	ILLINOIS	FED. AID PROJECT		


NOTES:
1. SEE DRAWINGS ME-01 AND ME-02 FOR ELECTRICAL SYMBOLS AND ABBREVIATIONS.

62583



MATCH LINE STA. 1347+00
SEE SHEET RL08-20

MATCH LINE STA. 1360+00
SEE SHEET RL08-22



RL08-21

SINGH 300 W. ADAMS ST.
CHICAGO, IL 60606
SINGH & ASSOCIATES, INC. TEL: (312) 629-0240
CONSULTING ENGINEERS FAX: (312) 629-8449

REVISIONS	
NAME	DATE
REVISD	01/21/05

ILLINOIS DEPARTMENT OF TRANSPORTATION
F.A.I. 90/94 (DAN RYAN EXPRESSWAY)
31st STREET TO I-57
ROADWAY LIGHTING PLANS
PROPOSED IMPROVEMENTS 2008

SCALE: 1"=50' DRAWN BY: VG
DATE: OCTOBER 29, 2004 CHECKED BY: TM

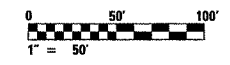
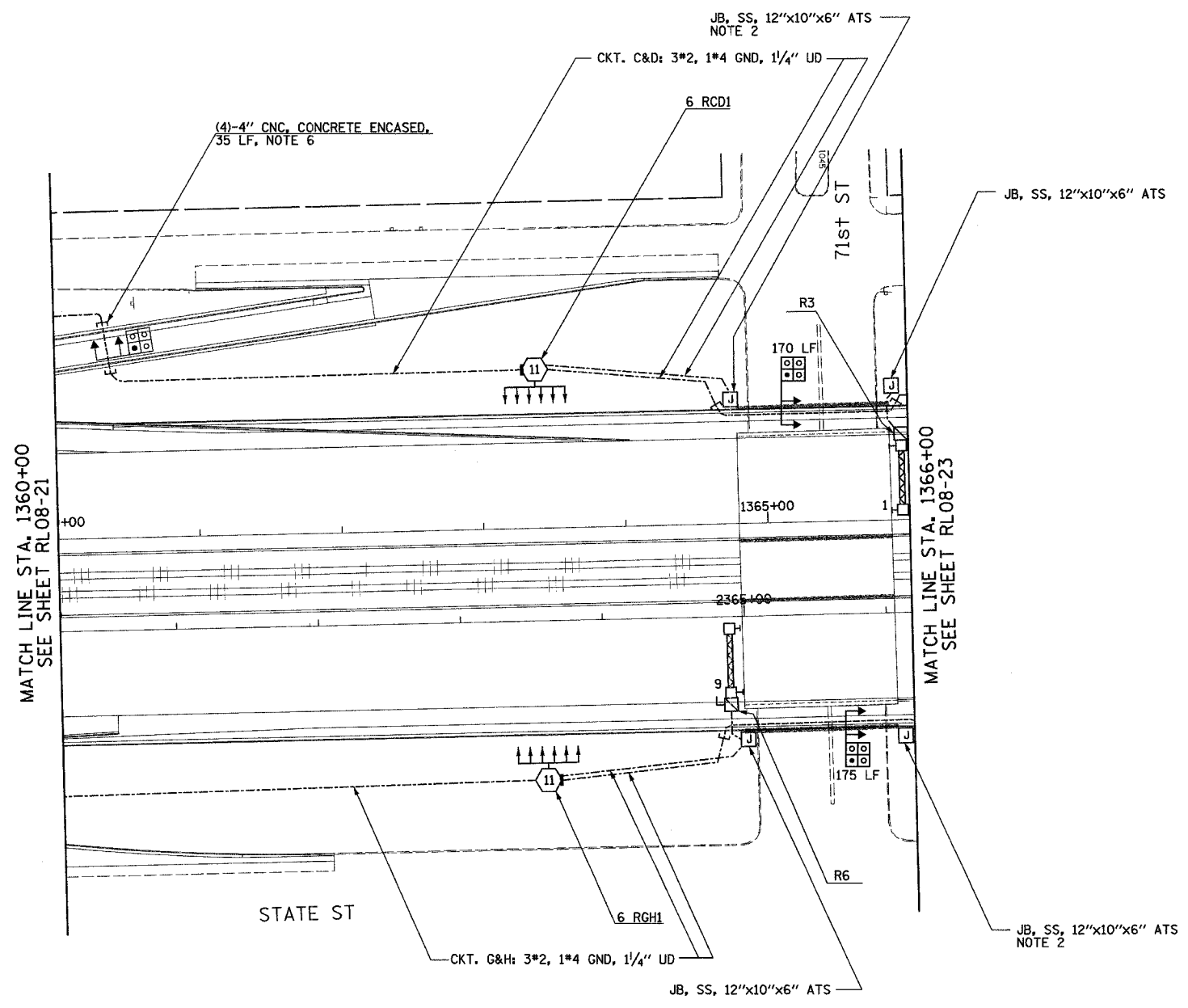
1/25/2005 12:25:05 PM

F.A.I. RTE.	SECTION	COUNTY	TOTAL SHEETS	SHEET NO.
90/94	2003-0311	COOK	976	278
STA. 1360+00		TO STA. 1366+00		
FED. ROAD DIST. NO.	ILLINOIS	FED. AID PROJECT		

62583

NOTES:

- SEE DRAWINGS ME-01 AND ME-02 FOR ELECTRICAL SYMBOLS AND ABBREVIATIONS.
- SEE DRAWING UL-19A FOR 71st STREET UNDERPASS LIGHTING PLANS.



RL08-22

REVISIONS		ILLINOIS DEPARTMENT OF TRANSPORTATION F.A.I. 90/94 (DAN RYAN EXPRESSWAY) 31st STREET TO I-57 ROADWAY LIGHTING PLANS PROPOSED IMPROVEMENTS 2008	
NAME	DATE	SCALE:	DRAWN BY:
		1"=50'	VG
		DATE:	CHECKED BY:
		OCTOBER 29, 2004	TM
REVISED	01/21/05		

SINGH 300 W. ADAMS ST.
CHICAGO, IL 60606
SINGH & ASSOCIATES, INC. TEL: (312) 629-0240
CONSULTING ENGINEERS FAX: (312) 629-8449

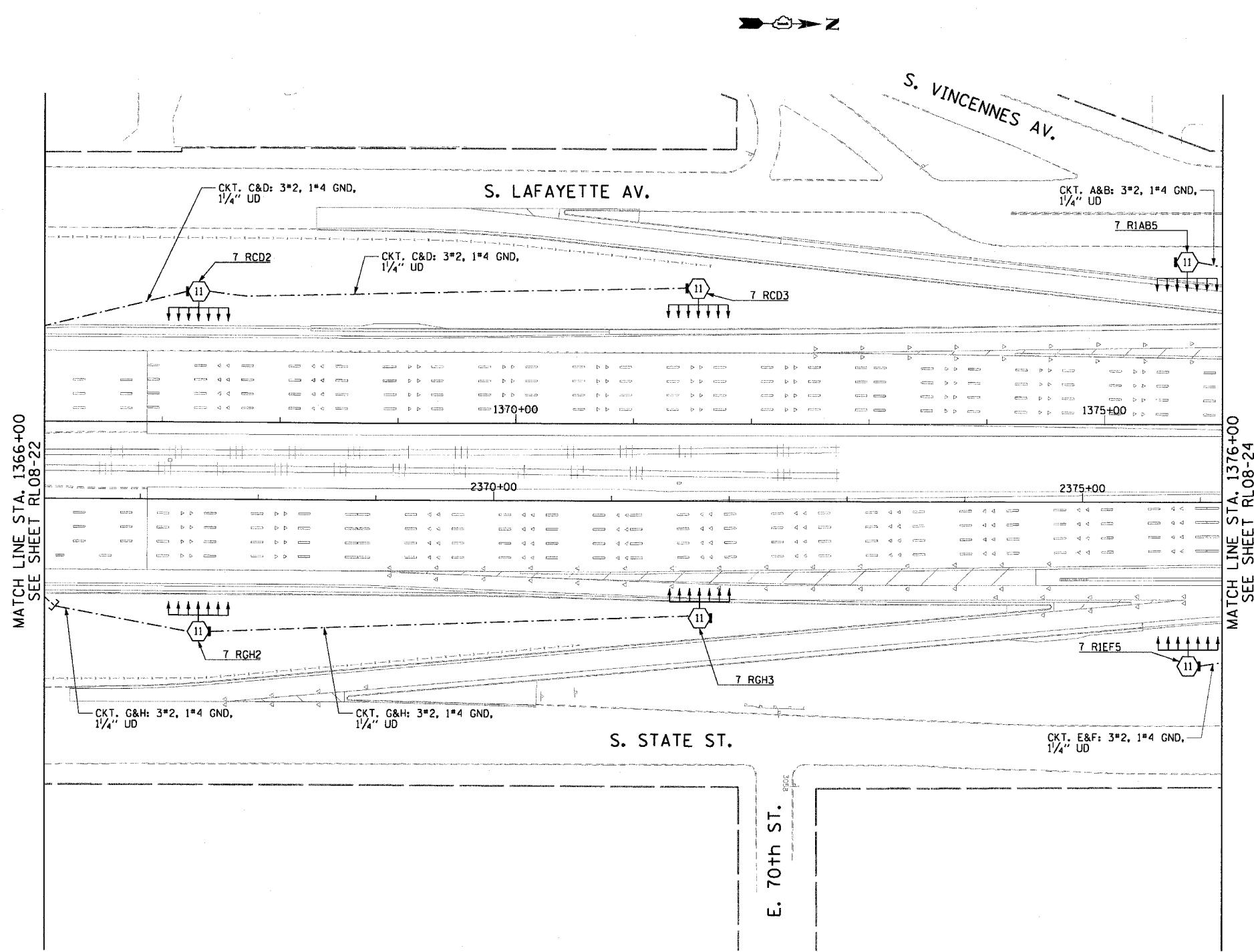
1/25/2005 12:25:12 PM

F.A.I. RTE.	SECTION	COUNTY	TOTAL SHEETS	SHEET NO.
90/94	2003-0311	COOK	976	279
STA. 1366+00.00		TO STA. 1376+00.00		
FED. ROAD DIST. NO. 1		ILLINOIS FED. AID PROJECT		

62583

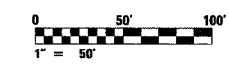
NOTES:

- SEE DRAWINGS ME-01 AND ME-02 FOR ELECTRICAL SYMBOLS AND ABBREVIATIONS.
- SEE DRAWING ES-04 FOR HIGH MAST LIGHT TOWER SCHEDULE.



MATCH LINE STA. 1366+00
SEE SHEET RL08-22

MATCH LINE STA. 1376+00
SEE SHEET RL08-24



RL08-23

REVISIONS	
NAME	DATE

ILLINOIS DEPARTMENT OF TRANSPORTATION
F.A.I. 90/94 (DAN RYAN EXPRESSWAY)
31st STREET TO I-57

**ROADWAY LIGHTING PLANS
FINAL CONDITIONS**

SCALE: 1"=50'
DATE: October 29, 2004

DRAWN BY: CJM
CHECKED BY: WDS

CTE ENGINEERS
CONSOER TOWNSEND ENVIRONMENTAL ENGINEERS, INC.
303 EAST WACKER DRIVE, SUITE 600
CHICAGO, ILLINOIS 60601-5212, PHONE: (312) 938-0300


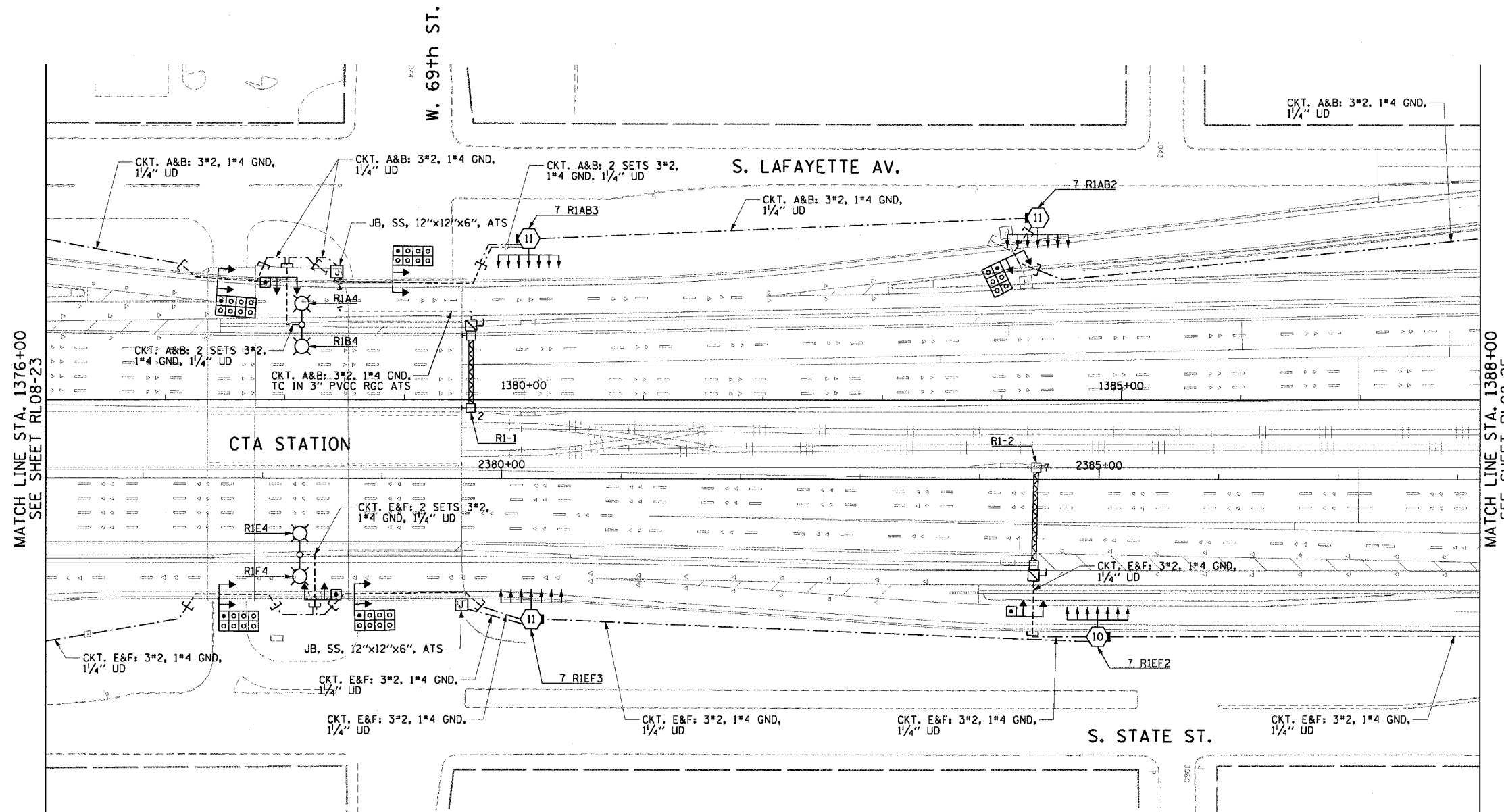
m:\p\40468\lect\vg-crit\2b\slin\contract_2_2008\Final\RL08-23-24-08.dwg

F.A.I. RTE.	SECTION	COUNTY	TOTAL SHEETS	SHEET NO.
90/94	2003-0311	COOK	976	280
STA. 1376+00.00 TO STA. 1388+00.00				
FED. ROAD DIST. NO. 1 ILLINOIS		FED. AID PROJECT		

62583

NOTES:

- SEE DRAWINGS ME-01 AND ME-02 FOR ELECTRICAL SYMBOLS AND ABBREVIATIONS.
- SEE DRAWING ES-04 FOR HIGH MAST LIGHT TOWER SCHEDULE.
- SEE DRAWING UL-20 FOR 69th STREET UNDERPASS LIGHTING PLANS.



RL08-24

REVISIONS	
NAME	DATE

ILLINOIS DEPARTMENT OF TRANSPORTATION
 F.A.I. 90/94 (DAN RYAN EXPRESSWAY)
 31st STREET TO I-57
**ROADWAY LIGHTING PLANS
 FINAL CONDITIONS**

SCALE: 1"=50'
 DATE: October 29, 2004

DRAWN BY: CJM
 CHECKED BY: WDS

CTE ENGINEERS
 CONSOER TOWNSEND ENVIRONMENTAL ENGINEERS, INC.
 303 EAST WACKER DRIVE, SUITE 600
 CHICAGO, ILLINOIS 60601-5202, PHONE: (312) 938-0300


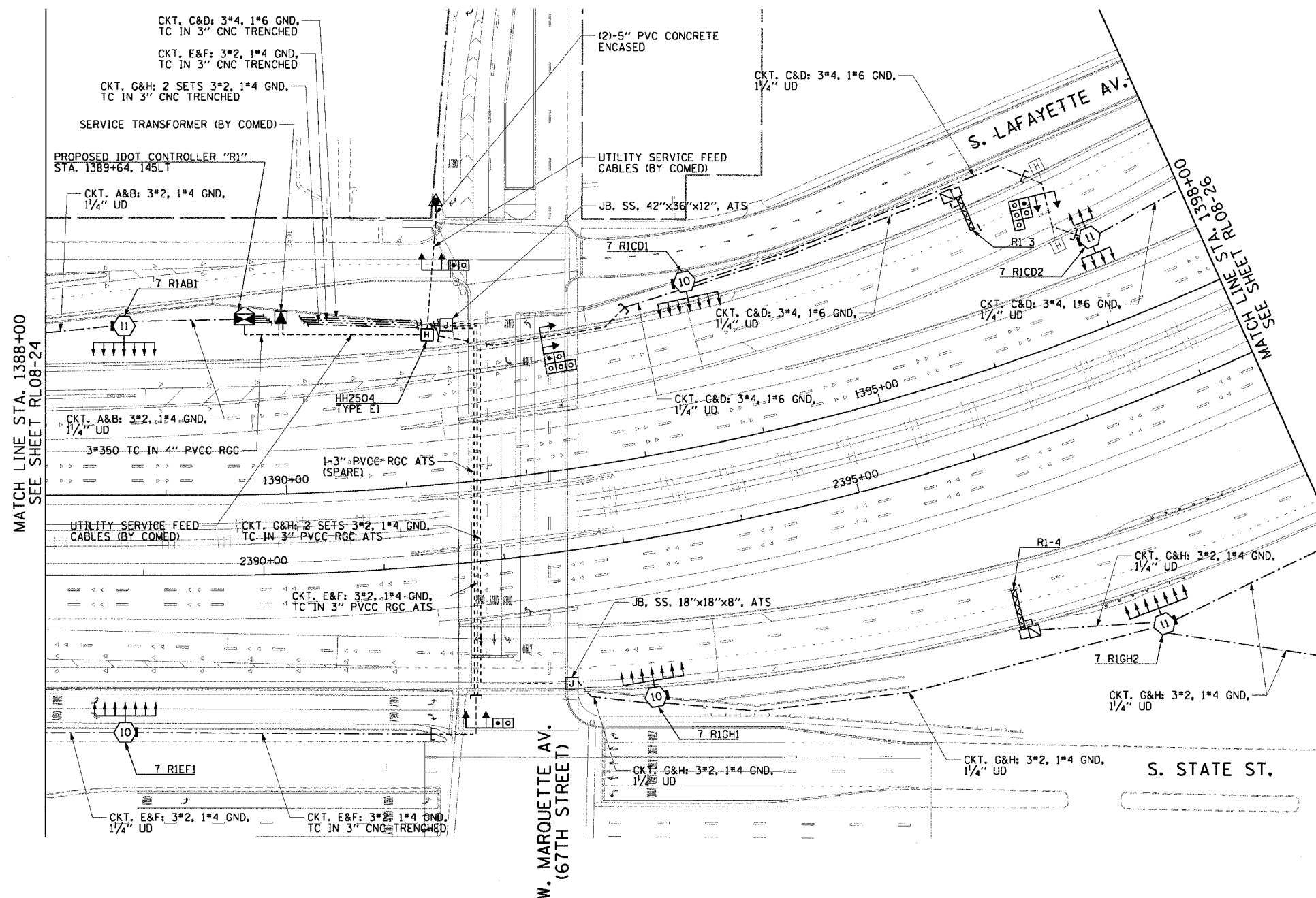
11/19/2004 01:04:45 PM m:\p\465\elec\90-ent\24 sft\contract 2\2008\Final\10202\RL08-24.dwg

F.A.I. RTE.	SECTION	COUNTY	TOTAL SHEETS	SHEET NO.
90/94	2003-0311	COOK	976	291
STA. 1388+00.00		TO STA. 1398+00.00		
FED. ROAD DIST. NO. 1		ILLINOIS FED. AID PROJECT		

62583

NOTES:

1. SEE DRAWINGS ME-01 AND ME-02 FOR ELECTRICAL SYMBOLS AND ABBREVIATIONS.
2. SEE DRAWING ES-04 FOR HIGH MAST LIGHT TOWER SCHEDULE.
3. SEE DRAWING UL-21 FOR MARQUETTE AV. (67th STREET) UNDERPASS LIGHTING PLANS.



RL08-25



REVISIONS	
NAME	DATE

ILLINOIS DEPARTMENT OF TRANSPORTATION
 F.A.I. 90/94 (DAN RYAN EXPRESSWAY)
 31st STREET TO I-57
**ROADWAY LIGHTING PLANS
 FINAL CONDITIONS**

SCALE: 1"=50' DRAWN BY: CJM
 DATE: October 29, 2004 CHECKED BY: WDS


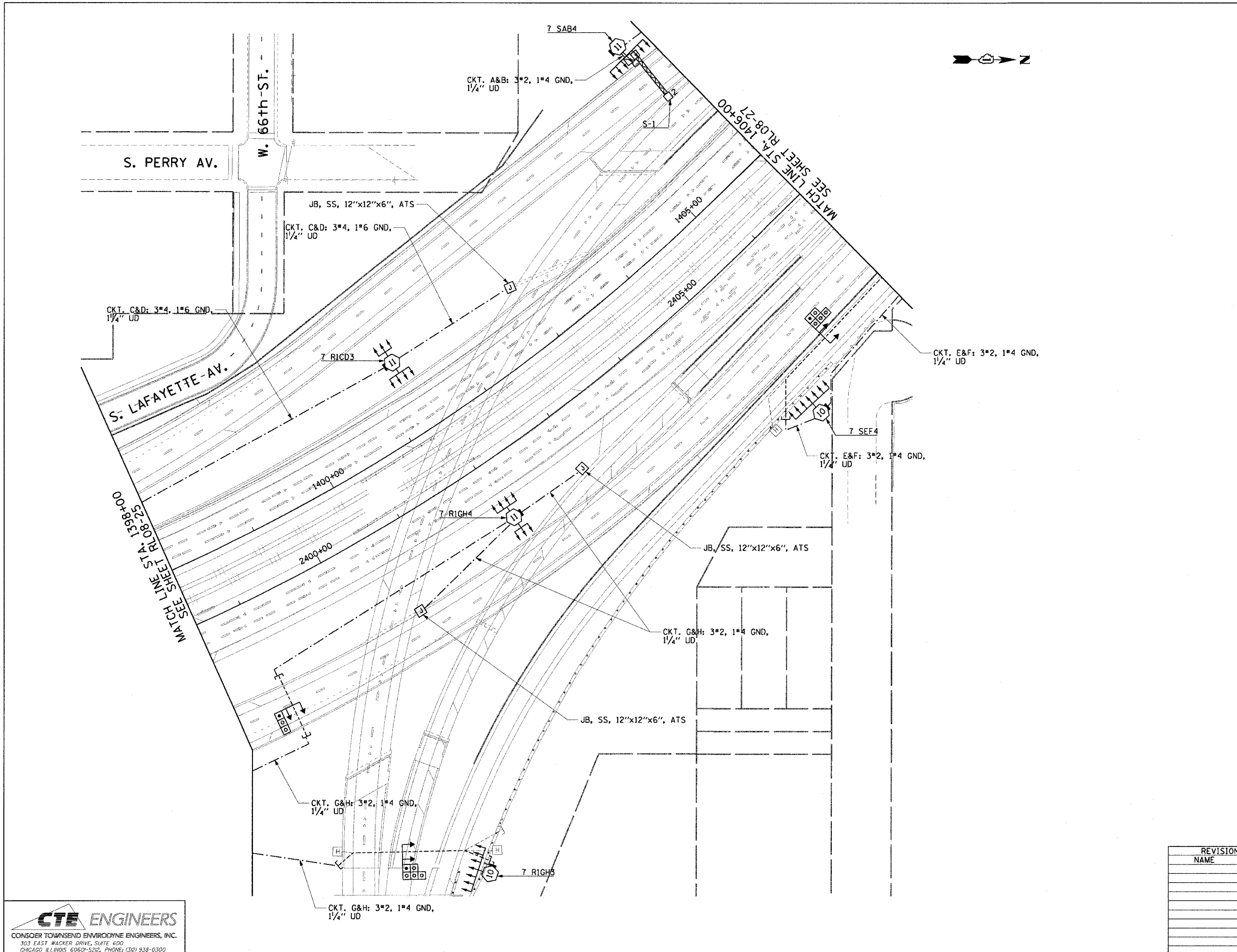
m:\p04046\04046.dwg - 11/19/2004 01:04:49 PM

F.A.I. RTE.	SECTION	COUNTY	TOTAL SHEETS	SHEET NO.
90/94	2003-0311	COOK	976	282
STA. 1398+00.00 TO STA. 1406+00.00		FED. ROAD DIST. NO. 1 ILLINOIS FED. AID PROJECT		

62583

NOTES:

1. SEE DRAWING ME-01 AND ME-02 FOR ELECTRICAL SYMBOLS AND ABBREVIATIONS.
2. SEE DRAWING ES-04 FOR HIGH MAST LIGHT TOWER SCHEDULE.
3. SEE DRAWING UL-22 FOR SKYWAY RAMP UNDERPASS LIGHTING PLANS.



RL08-26

REVISIONS	
NAME	DATE

ILLINOIS DEPARTMENT OF TRANSPORTATION
 F.A.I. 90/94 (DAN RYAN EXPRESSWAY)
 31st STREET TO I-57
**ROADWAY LIGHTING PLANS
 FINAL CONDITIONS**

SCALE: 1"=50'
 DATE: October 29, 2004
 DRAWN BY: CJM
 CHECKED BY: WDS

CTE ENGINEERS
 CONSOER TOWNSEND ENVIRODYNE ENGINEERS, INC.
 303 EAST WACKER DRIVE, SUITE 600
 CHICAGO, ILLINOIS 60601-5202, PHONE: (312) 938-0300

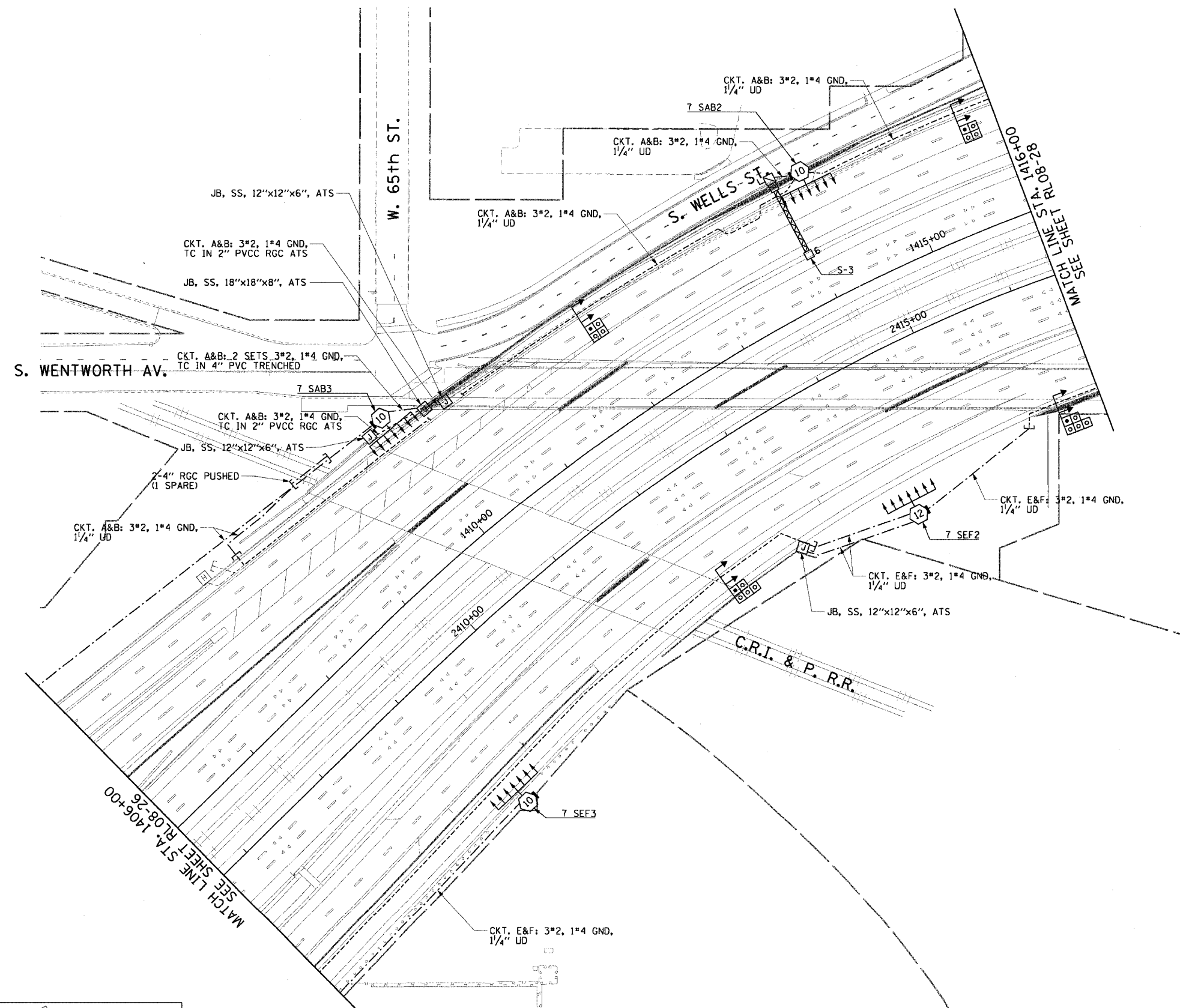
m:\p\040468\040468.dwg: 11/19/2004 01:04:52 PM

F.A.I. RT.	SECTION	COUNTY	TOTAL SHEETS	SHEET NO.
90/94	2003-0311	COOK	976	283
STA. 1406+00.00		TO STA. 1416+00.00		
FED. ROAD DIST. NO. 1		ILLINOIS FED. AID PROJECT		

62583

NOTES:

1. SEE DRAWINGS ME-01 AND ME-02 FOR ELECTRICAL SYMBOLS AND ABBREVIATIONS.
2. SEE DRAWING ES-04 FOR HIGH MAST LIGHT TOWER SCHEDULE.
3. SEE DRAWING UL-23 FOR C.R.I. & P. RAILROAD UNDERPASS LIGHTING PLANS.
4. SEE DRAWING UL-24 FOR WENTWORTH AV. UNDERPASS LIGHTING PLANS.



RL08-27

REVISIONS	
NAME	DATE

ILLINOIS DEPARTMENT OF TRANSPORTATION
 F.A.I. 90/94 (DAN RYAN EXPRESSWAY)
 31st STREET TO I-57
**ROADWAY LIGHTING PLANS
 FINAL CONDITIONS**

SCALE: 1"=50'
 DATE: October 29, 2004

DRAWN BY: CJM
 CHECKED BY: WDS

CTE ENGINEERS
 CONSOER TOWNSEND ENVIRODYNE ENGINEERS, INC.
 303 EAST WACKER DRIVE, SUITE 600
 CHICAGO, ILLINOIS 60601-5212, PHONE: (312) 938-0300

11/19/2004 09:44:55 PM

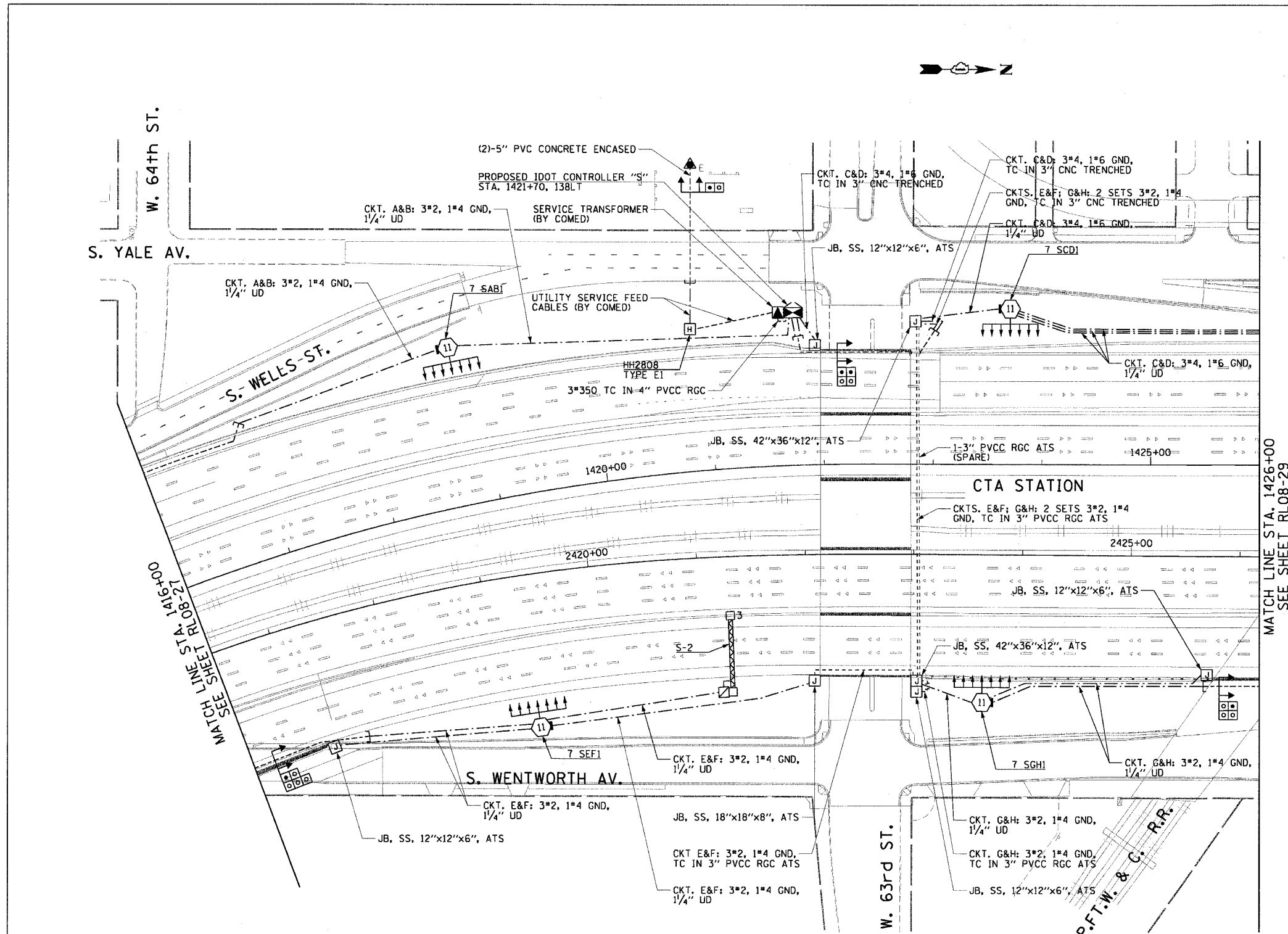
F.A.I. RTE.	SECTION	COUNTY	TOTAL SHEETS	SHEET NO.
90/94	2003-0311	COOK	976	284
STA. 1416+00.00		TO STA. 1426+00.00		
FED. ROAD DIST. NO. 1 ILLINOIS FED. AID PROJECT				

62583


NOTES:

1. SEE DRAWINGS ME-01 AND ME-02 FOR ELECTRICAL SYMBOLS AND ABBREVIATIONS.
2. SEE DRAWING ES-04 FOR HIGH MAST LIGHT TOWER SCHEDULE.
3. SEE DRAWING UL-24 FOR WENTWORTH AV. UNDERPASS LIGHTING PLANS.
4. SEE DRAWING UL-25 FOR 63rd STREET UNDERPASS LIGHTING PLANS.
5. SEE DRAWING UL-26 FOR P. FT. W. & C. RAILROAD UNDERPASS LIGHTING PLANS.

m:\p\40468\elect\16\cmt\20\slr\contract\2\2008\Final\10202829_08.dwg



MATCH LINE STA. 1426+00
SEE SHEET RL08-29



RL08-28

REVISIONS	
NAME	DATE

ILLINOIS DEPARTMENT OF TRANSPORTATION
F.A.I. 90/94 (DAN RYAN EXPRESSWAY)
31st STREET TO I-57

**ROADWAY LIGHTING PLANS
FINAL CONDITIONS**

SCALE: 1"=50'
DATE: October 29, 2004

DRAWN BY: CJM
CHECKED BY: WDS

CTE ENGINEERS
CONSOER TOWNSEND ENVIRONMENTAL ENGINEERS, INC.
303 EAST WACKER DRIVE, SUITE 600
CHICAGO ILLINOIS 60601-5202, PHONE: (312) 938-0300

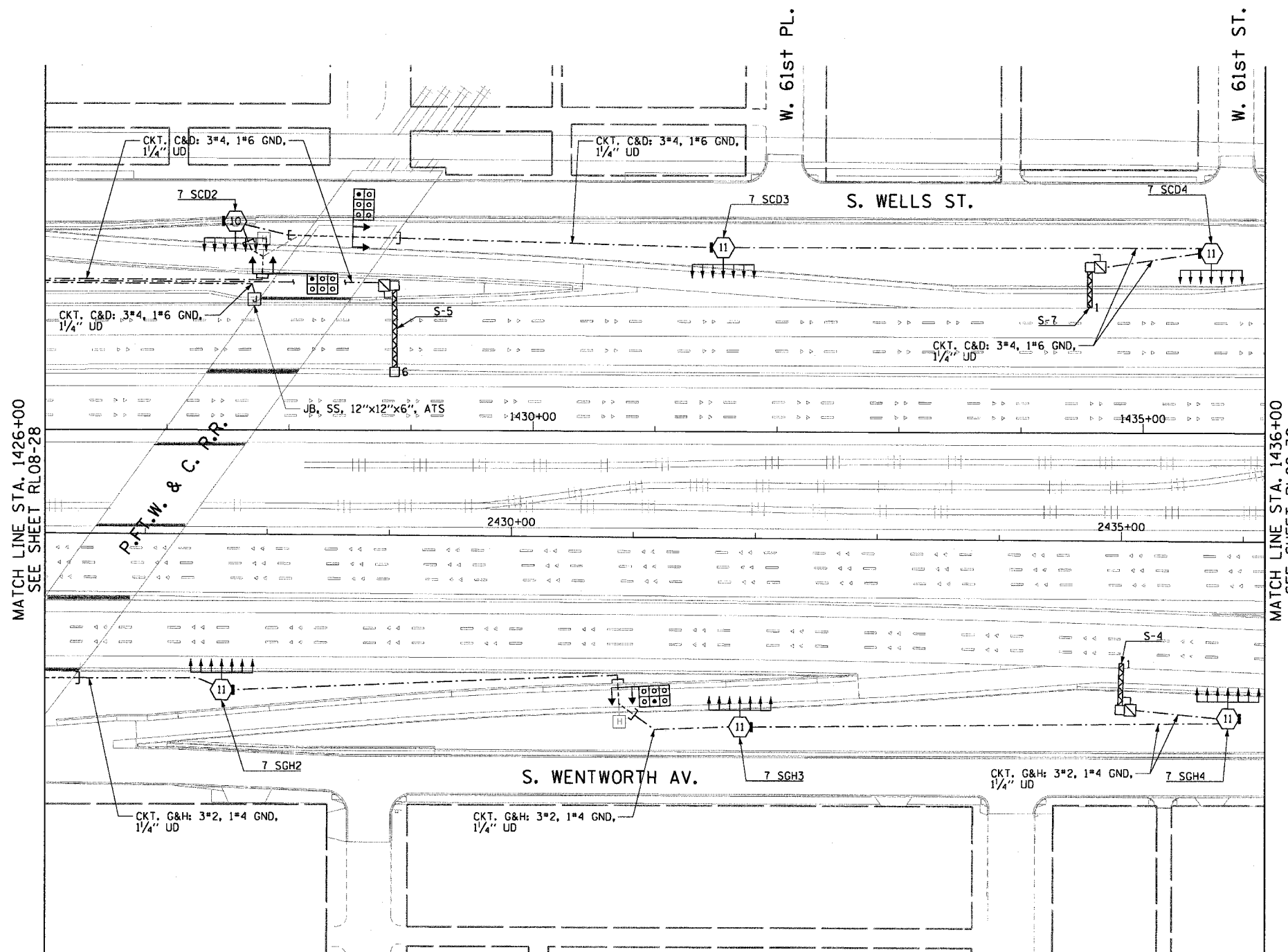
11/19/2004 01:04:58 PM

F.A.I. RTE.	SECTION	COUNTY	TOTAL SHEETS	SHEET NO.
90/94	2003-0311	COOK	976	295
STA. 1426+00.00		TO STA. 1436+00.00		
FED. ROAD DIST. NO. 1		ILLINOIS FED. AID PROJECT		

62583

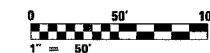
NOTES:

- SEE DRAWINGS ME-01 AND ME-02 FOR ELECTRICAL SYMBOLS AND ABBREVIATIONS.
- SEE DRAWINGS ES-04 & ES-05 FOR HIGH MAST LIGHT TOWER SCHEDULE.
- SEE DRAWING UL-26 FOR THE P. FT. W. & C. RAILROAD UNDERPASS LIGHTING PLANS.



MATCH LINE STA. 1426+00
SEE SHEET RL08-28

MATCH LINE STA. 1436+00
SEE SHEET RL08-30



RL08-29

CTE ENGINEERS
CONSOER TOWNSEND ENVIRONMENTAL ENGINEERS, INC.
303 EAST WACKER DRIVE, SUITE 600
CHICAGO ILLINOIS 60601-5202, PHONE: (312) 938-0300

REVISIONS	
NAME	DATE

ILLINOIS DEPARTMENT OF TRANSPORTATION
F.A.I. 90/94 (DAN RYAN EXPRESSWAY)
31st STREET TO I-57

ROADWAY LIGHTING PLANS
FINAL CONDITIONS

SCALE: 1"=50'
DATE: October 29, 2004
DRAWN BY: CJM
CHECKED BY: WDS

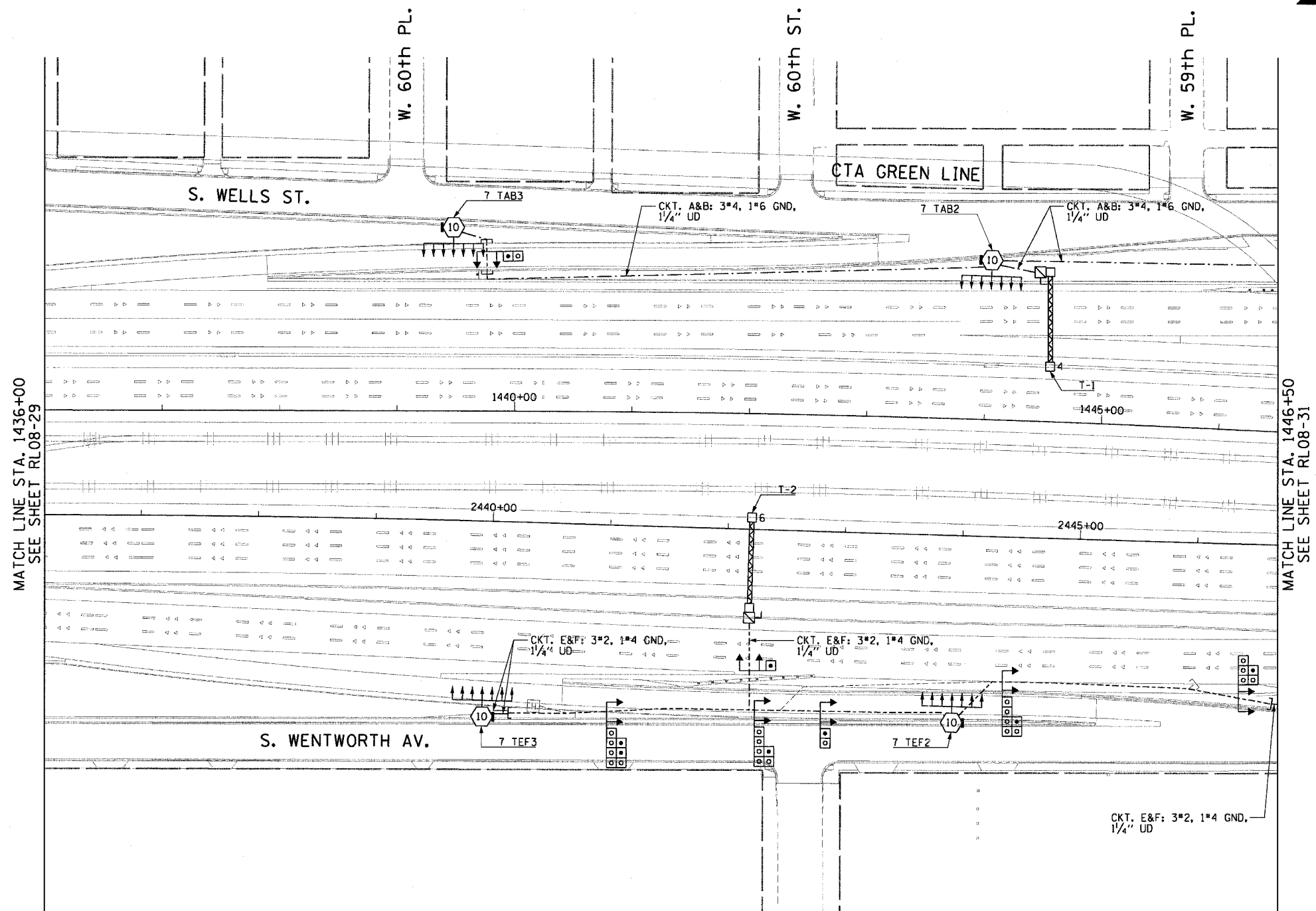
m:\p40465\elect\16\cont\20\rl08\contract 2\2008-Final\10202922_08.dwg 11/19/2004 01:05:00 PM

F.A.I. RTE.	SECTION	COUNTY	TOTAL SHEETS	SHEET NO.
90/94	2003-0311	COOK	976	286
STA. 1436+00.00		TO STA. 1446+50.00		
FED. ROAD DIST. NO. 1		ILLINOIS		FED. AID PROJECT

62583


NOTES:

- SEE DRAWINGS ME-01 AND ME-02 FOR ELECTRICAL SYMBOLS AND ABBREVIATIONS.
- SEE DRAWINGS ES-04 AND ES-05 FOR HIGH MAST LIGHT TOWER SCHEDULE.



MATCH LINE STA. 1436+00
SEE SHEET RL08-29

MATCH LINE STA. 1446+50
SEE SHEET RL08-31



RL08-30

CTE ENGINEERS
 CONSOER TOWNSEND ENVIRONMENTAL ENGINEERS, INC.
 303 EAST WACKER DRIVE, SUITE 600
 CHICAGO, ILLINOIS 60601-5222, PHONE: (312) 938-0300

REVISIONS	
NAME	DATE

ILLINOIS DEPARTMENT OF TRANSPORTATION
 F.A.I. 90/94 (DAN RYAN EXPRESSWAY)
 31st STREET TO I-57

**ROADWAY LIGHTING PLANS
 FINAL CONDITIONS**

SCALE: 1"=50'
 DATE: October 29, 2004

DRAWN BY: CJM
 CHECKED BY: WDS

m:\p\0468\elect\16-ent\21\51\contract 2\2008\final\10203021_08.dwg

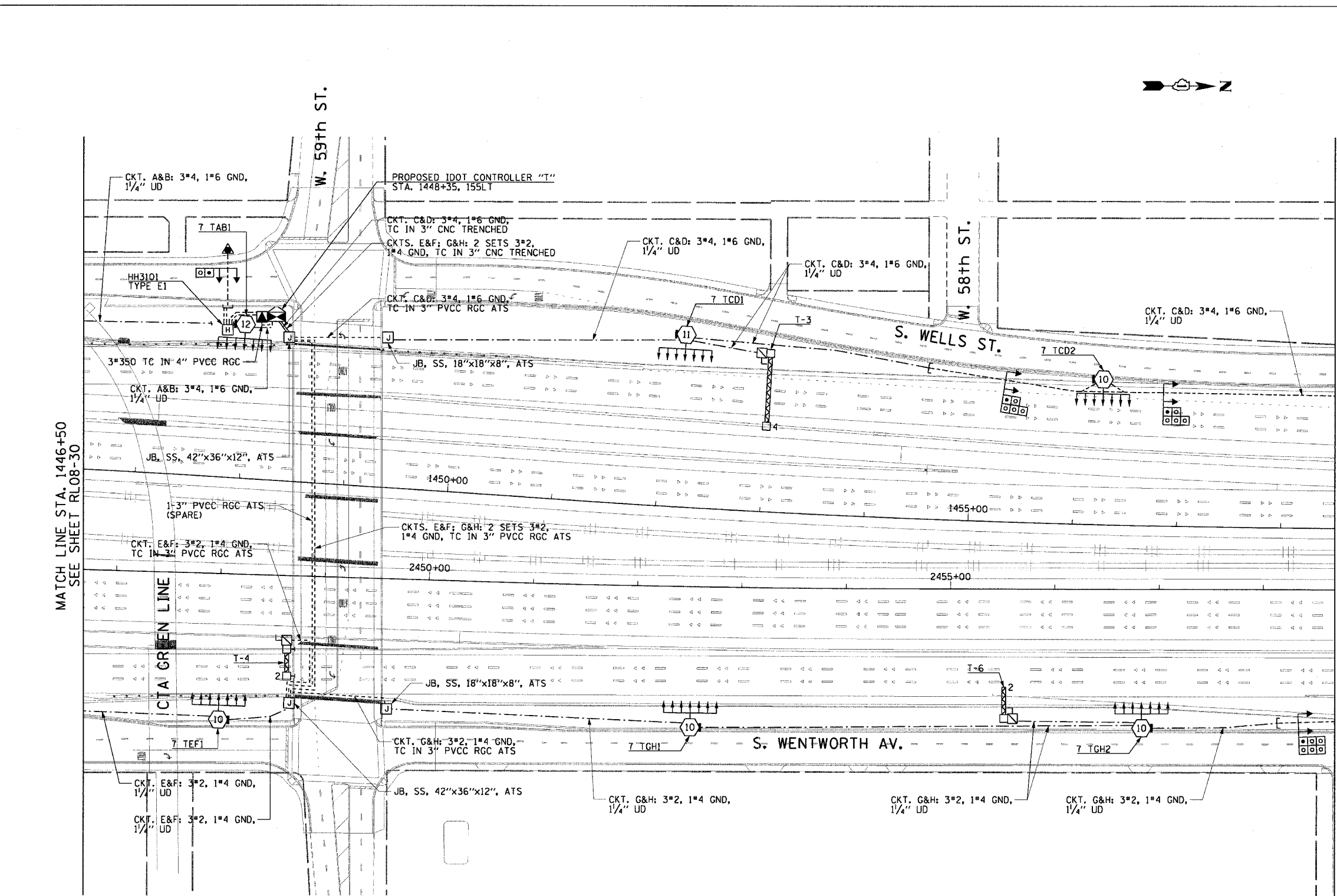
11/19/2004 01:05:03 PM

F.A.I. RTE.	SECTION	COUNTY	TOTAL SHEETS	SHEET NO.
90/94	2003-0311	COOK	976	287
STA. 1446+50.00		TO STA. 1458+50.00		
FED. ROAD DIST. NO. 1		ILLINOIS FED. AID PROJECT		

62583

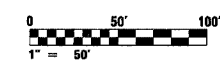
NOTES:

- SEE DRAWINGS ME-01 AND ME-02 FOR ELECTRICAL SYMBOLS AND ABBREVIATIONS.
- SEE DRAWING ES-05 FOR HIGH MAST LIGHT TOWER SCHEDULE.
- SEE DRAWING UL-27 FOR 59th STREET UNDERPASS LIGHTING PLANS.



MATCH LINE STA. 1446+50
SEE SHEET RL08-30

MATCH LINE STA. 1458+50
SEE SHEET RL08-32



RL08-31

CTE ENGINEERS
 CONSOER TOWNSEND ENVIRONMENTAL ENGINEERS, INC.
 303 EAST WALKER DRIVE, SUITE 600
 CHICAGO, ILLINOIS 60601-5222, PHONE: 1312 938-0300

REVISIONS	
NAME	DATE

ILLINOIS DEPARTMENT OF TRANSPORTATION
 F.A.I. 90/94 (DAN RYAN EXPRESSWAY)
 31st STREET TO I-57

**ROADWAY LIGHTING PLANS
 FINAL CONDITIONS**

SCALE: 1"=50'
 DATE: October 29, 2004

DRAWN BY: CJM
 CHECKED BY: WDS

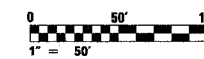
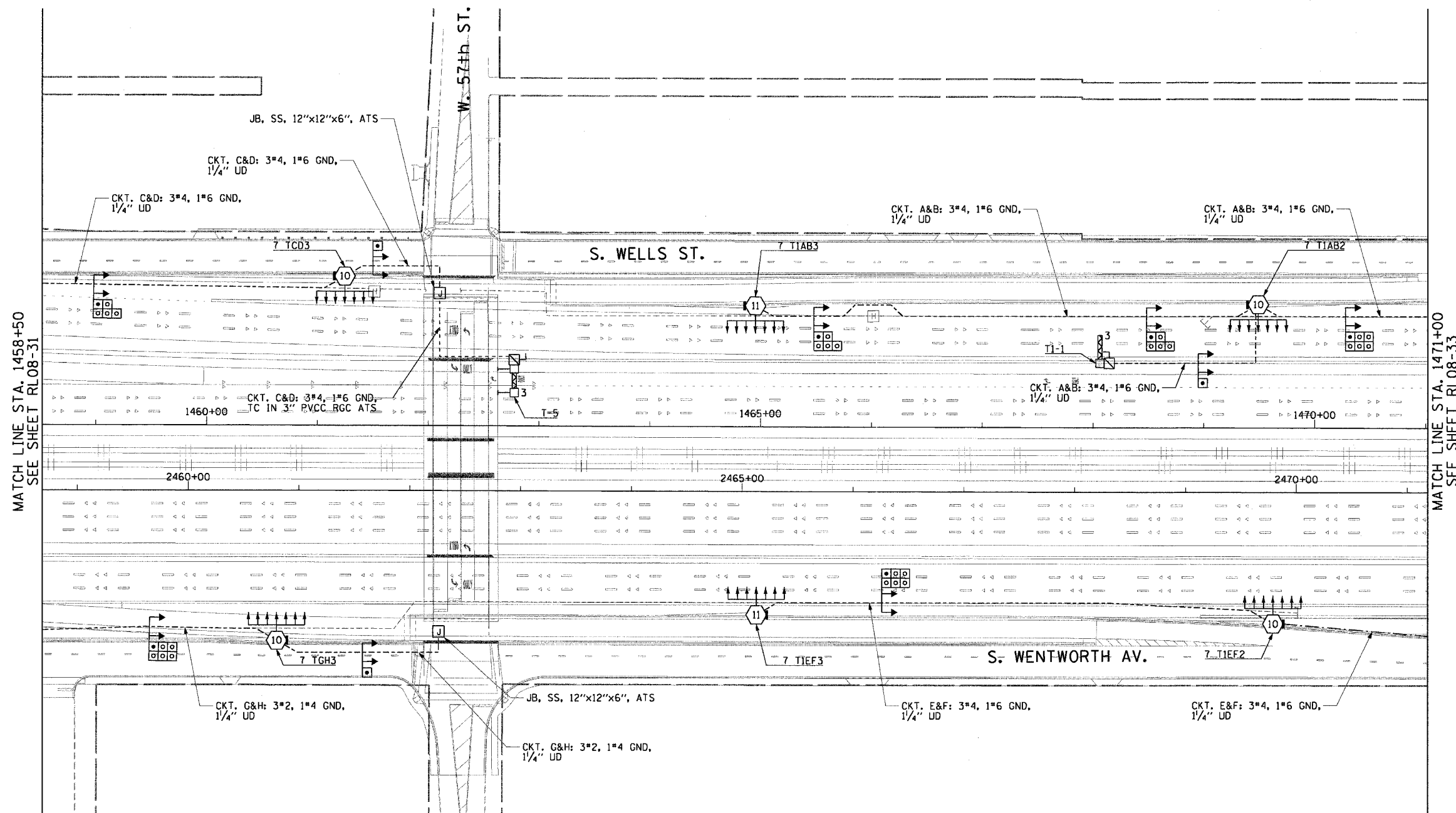
11/19/2004 01:05:05 PM m:\p0465\elect\6-conr\2\31st\contract 2-2004\rl08-31.dwg

F.A.I. SHEETS	SECTION	COUNTY	TOTAL SHEETS	SHEET NO.
90/94	2003-0311	COOK	976	288
STA. 1458+50.00		TO STA. 1471+00.00		
FED. ROAD DIST. NO. 1 ILLINOIS FED. AID PROJECT				

62583

NOTES:

- SEE DRAWINGS ME-01 AND ME-02 FOR ELECTRICAL SYMBOLS AND ABBREVIATIONS.
- SEE DRAWING ES-05 FOR HIGH MAST LIGHT TOWER SCHEDULE.
- SEE DRAWING UL-28 FOR 57th STREET UNDERPASS LIGHTING PLANS.



RL08-32



REVISIONS	
NAME	DATE

ILLINOIS DEPARTMENT OF TRANSPORTATION
 F.A.I. 90/94 (DAN RYAN EXPRESSWAY)
 31st STREET TO I-57
**ROADWAY LIGHTING PLANS
 FINAL CONDITIONS**

SCALE: 1"=50'
 DATE: October 29, 2004
 DRAWN BY: CJM
 CHECKED BY: WDS

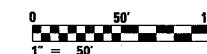
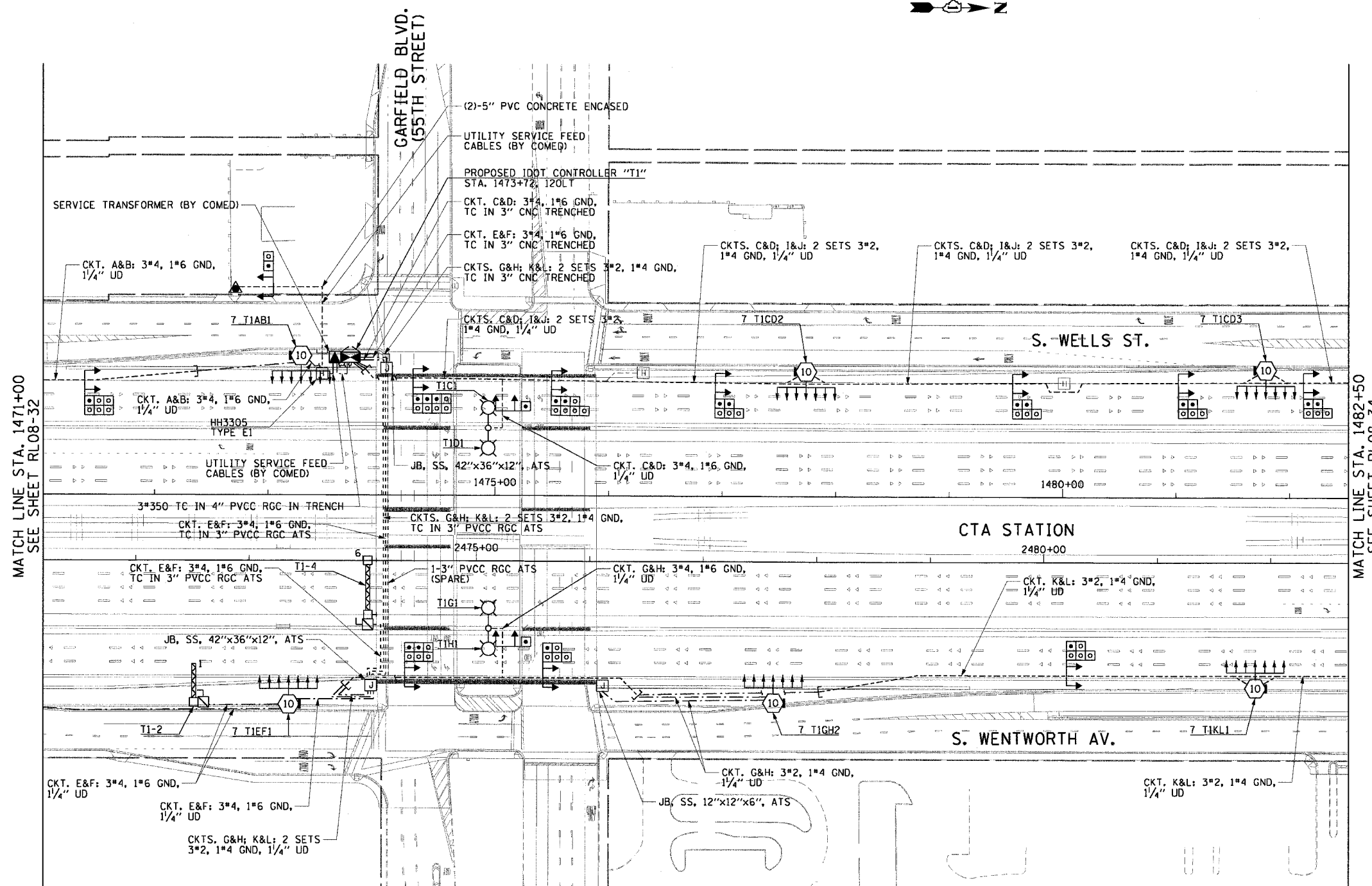
11/19/2004 04:05:10 PM m:\p\0468\west\6-ent\28\st\contract 2\2008\Final\102032323_08.st

F.A.I. RTE.	SECTION	COUNTY	TOTAL SHEETS	SHEET NO.
90/94	2003-0311	COOK	976	289
STA. 1471+00.00		TO STA. 1482+50.00		
FED. ROAD DIST. NO. 1		ILLINOIS FED. AID PROJECT		

62583

NOTES:

- SEE DRAWINGS ME-01 AND ME-02 FOR ELECTRICAL SYMBOLS AND ABBREVIATIONS.
- SEE DRAWING ES-05 FOR HIGH MAST LIGHT TOWER SCHEDULE.
- SEE DRAWINGS UL-29 AND UL-30 FOR GARFIELD BLVD. (55TH STREET) UNDERPASS LIGHTING PLANS.



RL08-33

REVISIONS		ILLINOIS DEPARTMENT OF TRANSPORTATION F.A.I. 90/94 (DAN RYAN EXPRESSWAY) 31st STREET TO I-57 ROADWAY LIGHTING PLANS FINAL CONDITIONS
NAME	DATE	

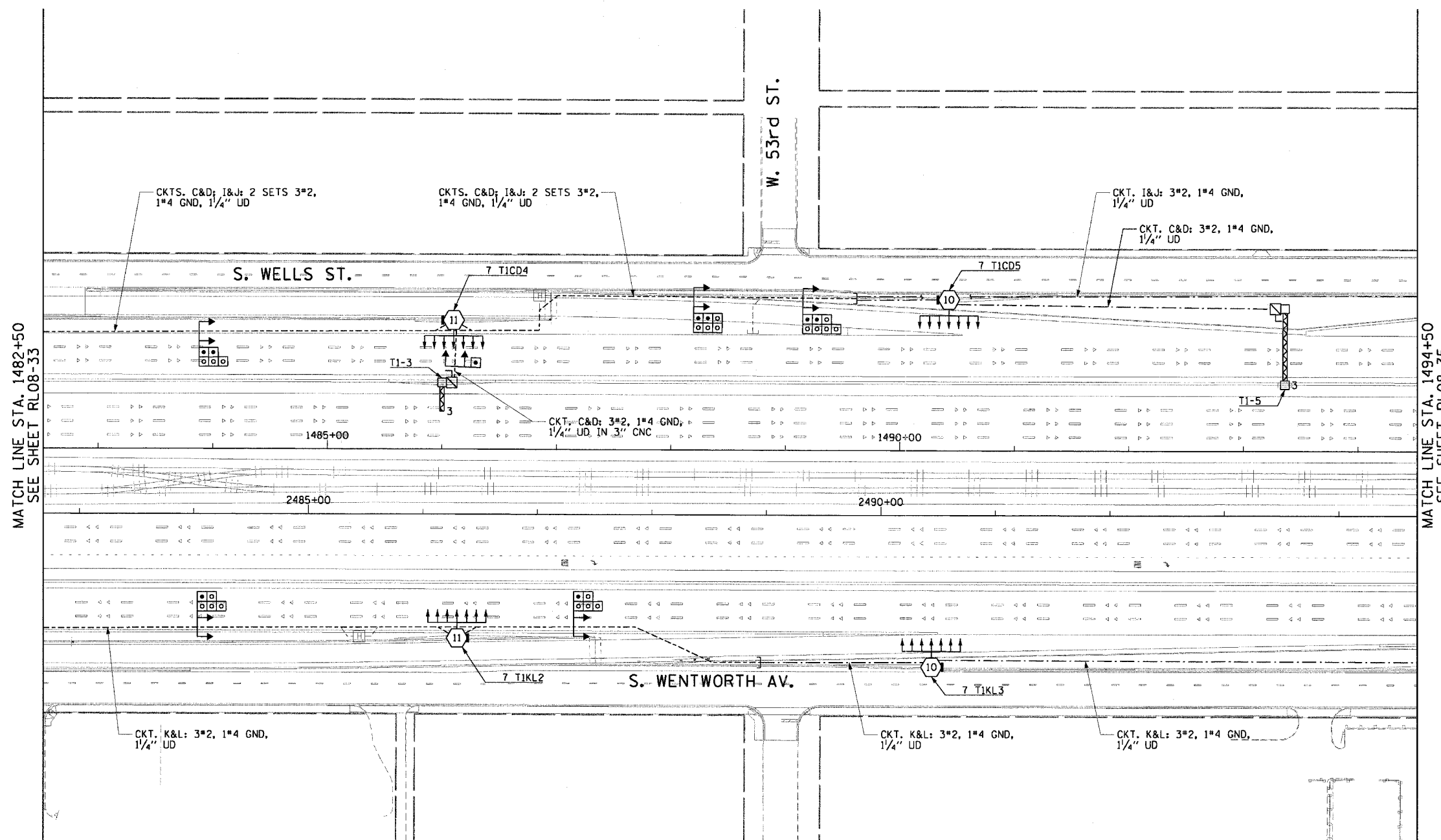
SCALE: 1"=50' DRAWN BY: CJM
DATE: October 29, 2004 CHECKED BY: WDS

F.A.I. RTE.	SECTION	COUNTY	TOTAL SHEETS	SHEET NO.
90/94	2003-0311	COOK	976	240
STA. 1482+50.00		TO STA. 1494+50.00		
FED. ROAD DIST. NO. 1		ILLINOIS FED. AID PROJECT		

62583

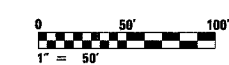
NOTES:

- SEE DRAWINGS ME-01 AND ME-02 FOR ELECTRICAL SYMBOLS AND ABBREVIATIONS.
- SEE DRAWING ES-05 FOR HIGH MAST LIGHT TOWER SCHEDULE.



MATCH LINE STA. 1482+50
SEE SHEET RL08-33

MATCH LINE STA. 1494+50
SEE SHEET RL08-35



RL08-34

CTE ENGINEERS
 CONSOER TOWNSEND ENVIRONMENTAL ENGINEERS, INC.
 303 EAST WACKER DRIVE, SUITE 600
 CHICAGO, ILLINOIS 60601-5222, PHONE: (312) 938-0300

REVISIONS	
NAME	DATE

ILLINOIS DEPARTMENT OF TRANSPORTATION
 F.A.I. 90/94 (DAN RYAN EXPRESSWAY)
 31st STREET TO I-57
ROADWAY LIGHTING PLANS
FINAL CONDITIONS

SCALE: 1"=50'
 DATE: October 29, 2004
 DRAWN BY: CJM
 CHECKED BY: WDS

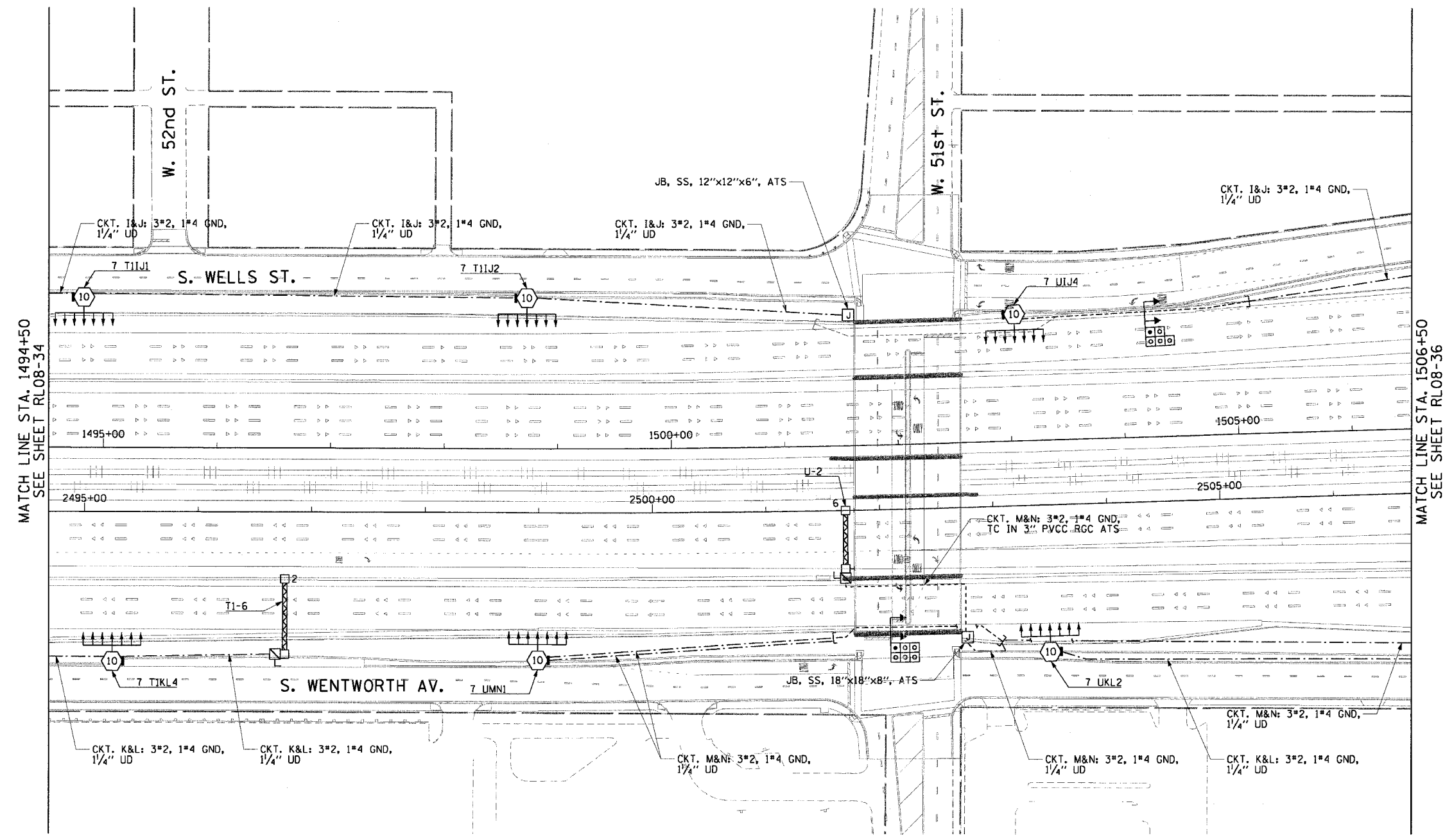
11/19/2004 04:57 PM

F.A.I. RTE.	SECTION	COUNTY	TOTAL SHEETS	SHEET NO.
90/94	2003-0311	COOK	976	291
STA. 1494+50.00		TO STA. 1506+50.00		
FED. ROAD DIST. NO. 1		ILLINOIS FED. AID PROJECT		

62583


NOTES:

- SEE DRAWINGS ME-01 AND ME-02 FOR ELECTRICAL SYMBOLS AND ABBREVIATIONS.
- SEE DRAWING ES-05 FOR HIGH MAST LIGHT TOWER SCHEDULE.
- SEE DRAWING UL-31 FOR 51st STREET UNDERPASS LIGHTING PLANS.




MATCH LINE STA. 1494+50
SEE SHEET RL08-34

MATCH LINE STA. 1506+50
SEE SHEET RL08-36



RL08-35



REVISIONS	
NAME	DATE

ILLINOIS DEPARTMENT OF TRANSPORTATION
F.A.I. 90/94 (DAN RYAN EXPRESSWAY)
31st STREET TO I-57

ROADWAY LIGHTING PLANS
FINAL CONDITIONS

SCALE: 1"=50'
DATE: October 29, 2004
DRAWN BY: CJM
CHECKED BY: WDS

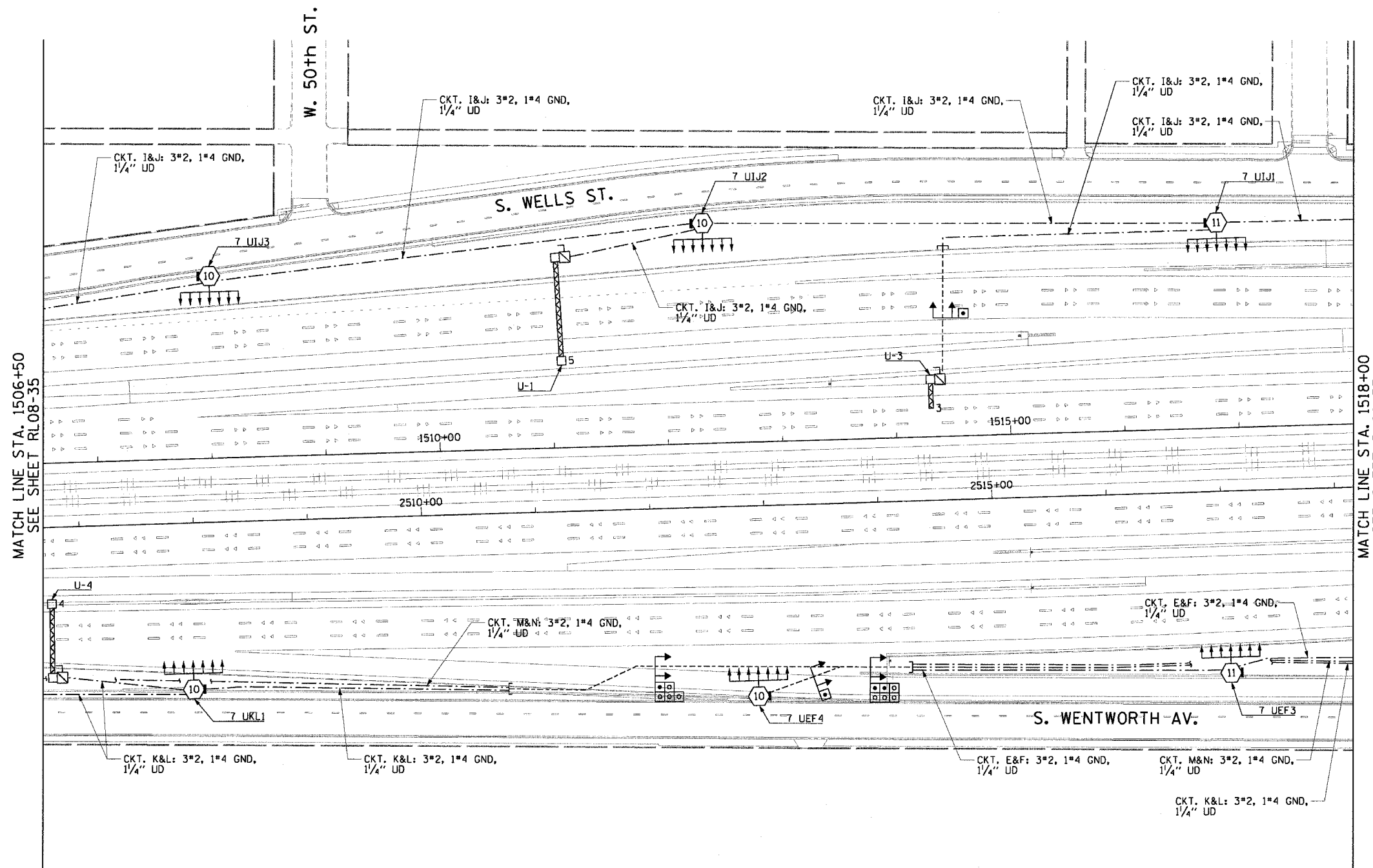
m:\p\10468\elec\16-ent\21\51st\contract 2\2008\final\10203529_08.dwg

F.A.I. RTE.	SECTION	COUNTY	TOTAL SHEETS	SHEET NO.
90/94	2003-0311	COOK	976	242
STA. 1506+50.00		TO STA. 1518+00.00		
FED. ROAD DIST. NO. 1		ILLINOIS FED. AID PROJECT		

62583

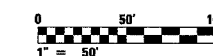
NOTES:

1. SEE DRAWINGS ME-01 AND ME-02 FOR ELECTRICAL SYMBOLS AND ABBREVIATIONS.
2. SEE DRAWINGS ES-05 AND ES-06 FOR HIGH MAST LIGHT TOWER SCHEDULE.



MATCH LINE STA. 1506+50
SEE SHEET RL08-35

MATCH LINE STA. 1518+00
SEE SHEET RL08-37



RL08-36

REVISIONS	
NAME	DATE

ILLINOIS DEPARTMENT OF TRANSPORTATION
F.A.I. 90/94 (DAN RYAN EXPRESSWAY)
31st STREET TO I-57

**ROADWAY LIGHTING PLANS
FINAL CONDITIONS**

SCALE: 1"=50'
DATE: October 29, 2004

DRAWN BY: CJM
CHECKED BY: WDS

CTE ENGINEERS
CONSOER TOWNSEND ENVIRONMENTAL ENGINEERS, INC.
303 EAST WACKER DRIVE, SUITE 600
CHICAGO, ILLINOIS 60601-5212, PHONE: (312) 938-0300


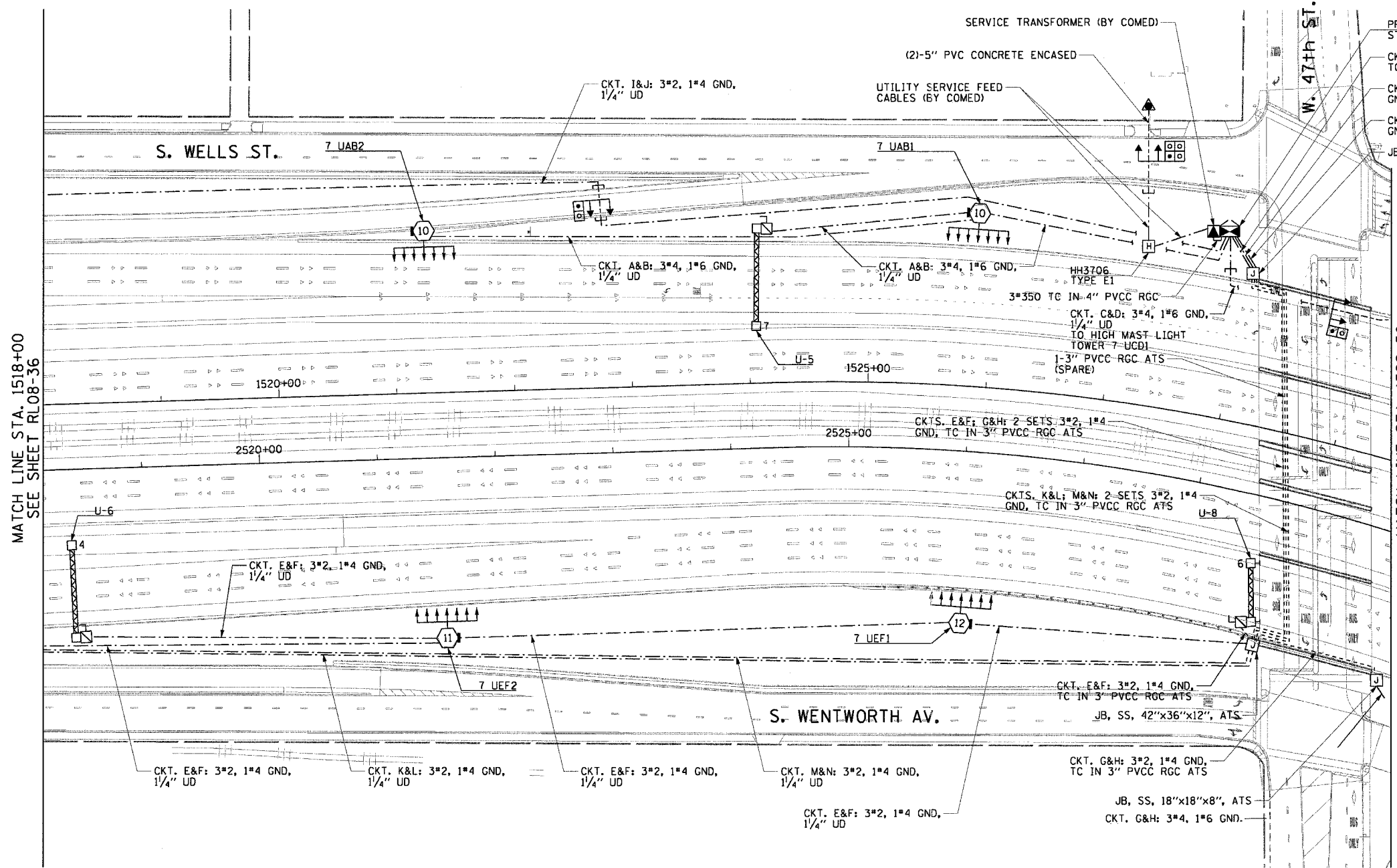
11/19/2004 09:05:23 PM

F.A.I. RTE.	SECTION	COUNTY	TOTAL SHEETS	SHEET NO.
90/94	2003-0311	COOK	976	293
STA. 1518+00.00		TO STA. 1530+50.00		
FED. ROAD DIST. NO. 1 ILLINOIS FED. AID PROJECT				


62583

NOTES:

1. SEE DRAWINGS ME-01 AND ME-02 FOR ELECTRICAL SYMBOLS AND ABBREVIATIONS.
2. SEE DRAWING ES-06 FOR HIGH MAST LIGHT TOWER SCHEDULE.
3. SEE DRAWING UL-32 FOR THE 47th STREET UNDERPASS LIGHTING PLANS.



RL08-37



REVISIONS	
NAME	DATE

ILLINOIS DEPARTMENT OF TRANSPORTATION
 F.A.I. 90/94 (DAN RYAN EXPRESSWAY)
 31st STREET TO I-57

**ROADWAY LIGHTING PLANS
 FINAL CONDITIONS**

SCALE: 1"=50'
 DATE: October 29, 2004
 DRAWN BY: CJM
 CHECKED BY: WDS

m:\p40465\elect\16\cvt\2008-11\1020372\2008-11\1020372_08.dwg 11/19/2004 01:05:26 PM

F.A.I. RTE.	SECTION	COUNTY	TOTAL SHEETS	SHEET NO.
94/90	2003-0311	COOK	976	294
STA. 1529+50		TO STA. 1536+00		
FED. ROAD DIST. NO.	ILLINOIS	FED. AID PROJECT		
62583				

NOTES:
 1. SEE SHEET ME-01 FOR ELECTRICAL SYMBOLS, ABBREVIATIONS, AND NOTES.

CKT. C&D: 3*4, 1*6 GND
 1/4" UD

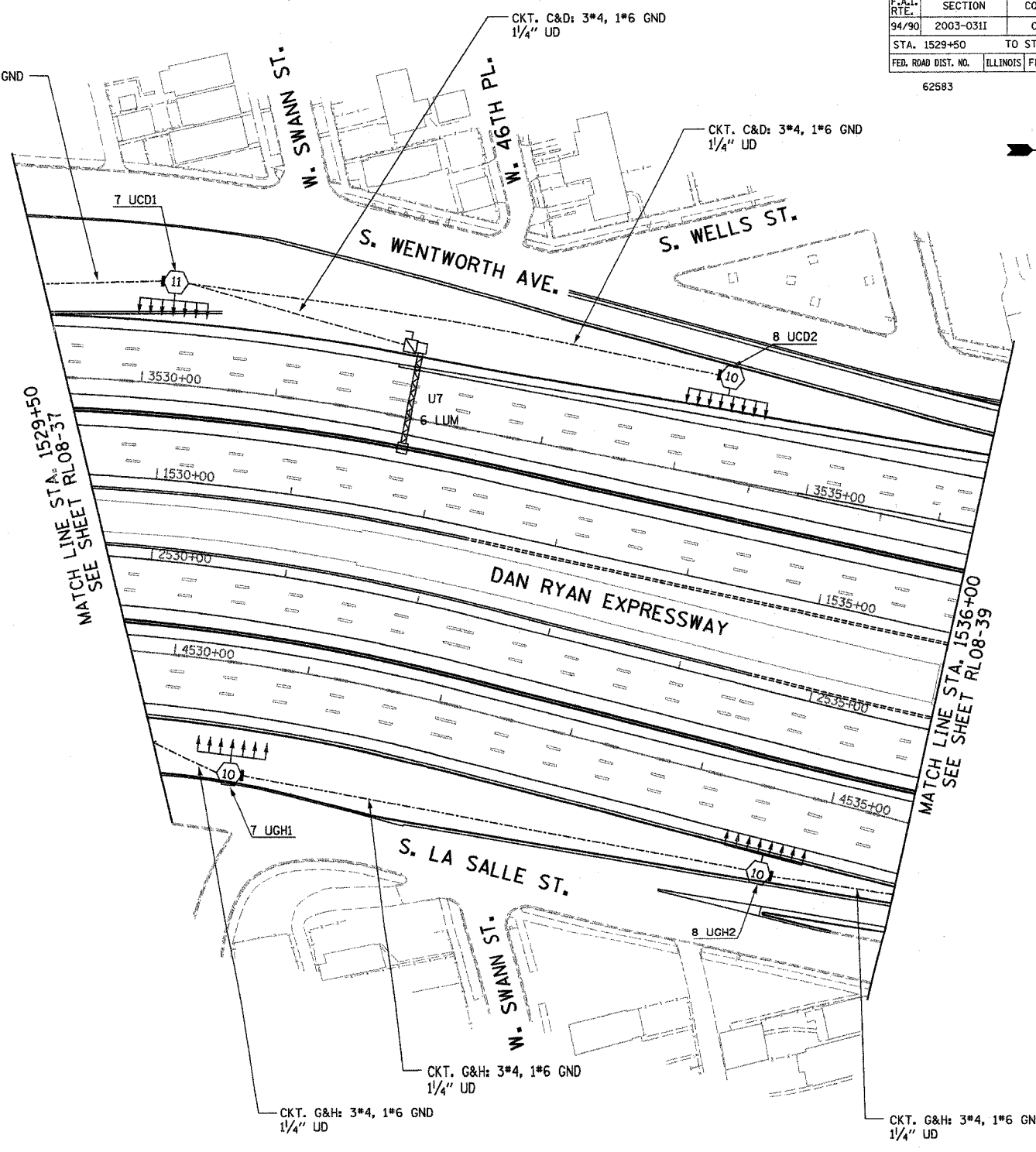
CKT. C&D: 3*4, 1*6 GND
 1/4" UD

CKT. C&D: 3*4, 1*6 GND
 1/4" UD

CKT. G&H: 3*4, 1*6 GND
 1/4" UD

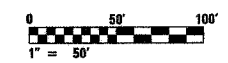
CKT. G&H: 3*4, 1*6 GND
 1/4" UD

CKT. G&H: 3*4, 1*6 GND
 1/4" UD



RL08-38

KAM ENGINEERING, INC.
 CONSULTING ENGINEERS
 707A Davis Road, Suite 205
 Elgin, Illinois 60123-1369



REVISIONS	
NAME	DATE

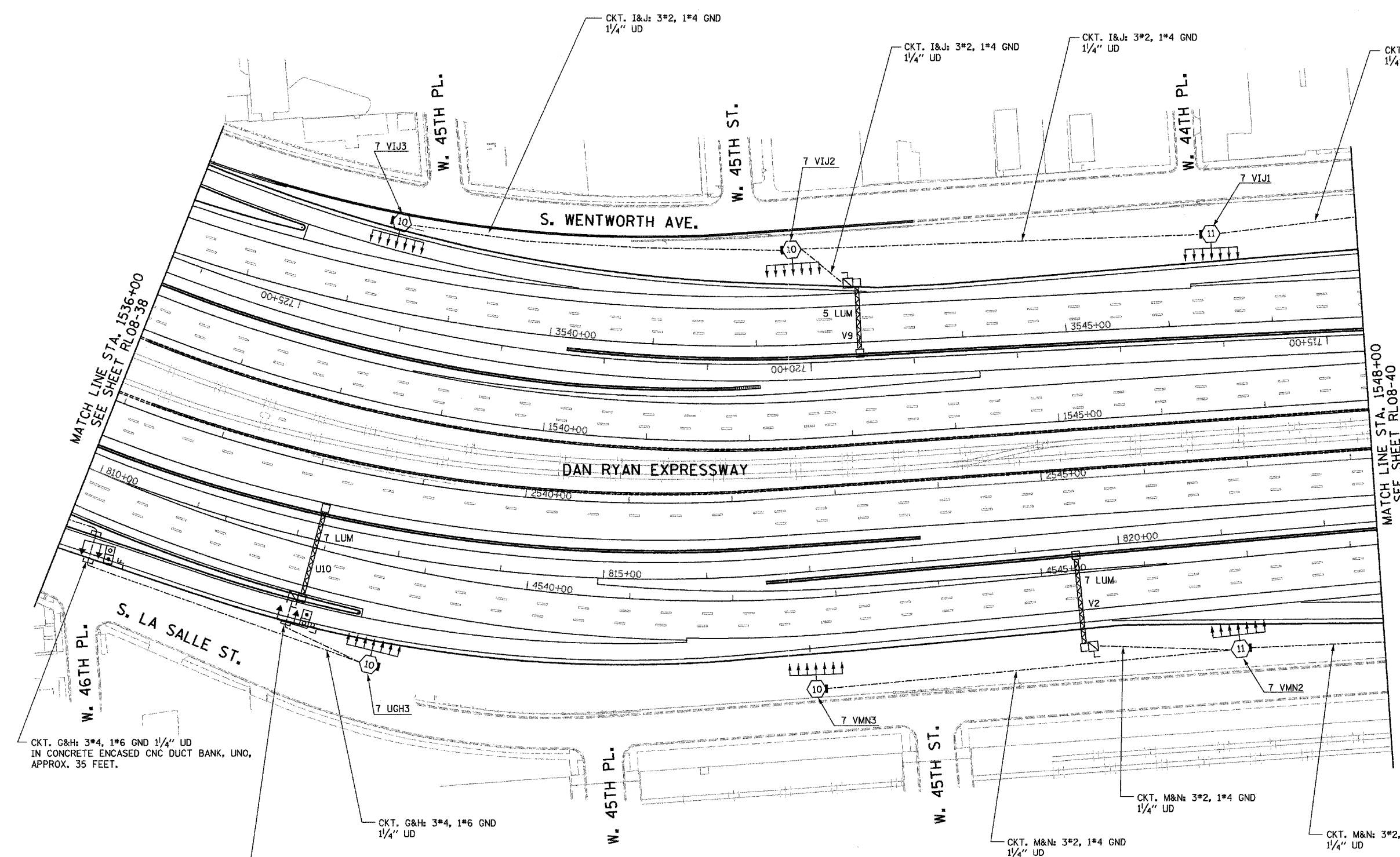
ILLINOIS DEPARTMENT OF TRANSPORTATION
 F.A.I. 94/90 (DAN RYAN EXPRESSWAY)
 31st STREET TO I-57

**ROADWAY LIGHTING PLANS
 FINAL IMPROVEMENTS**

SCALE: 1"=50'
 DATE: OCTOBER 29, 2004
 DRAWN BY: BL
 CHECKED BY: SM

03/26/04 10/15/2004

F.A.I. RTE.	SECTION	COUNTY	TOTAL SHEETS	SHEET NO.
94/90	2003-0311	COOK	976	295
STA. 1536+00		TO STA. 1548+00		
FED. ROAD DIST. NO.		ILLINOIS FED. AID PROJECT		
62583				



NOTES:
 1. SEE SHEET ME-01 FOR ELECTRICAL SYMBOLS, ABBREVIATIONS, AND NOTES.

CKT. G&H: 3*4, 1*6 GND 1/4" UD
 IN CONCRETE ENCASED CNC DUCT BANK, UNO,
 APPROX. 35 FEET.

CKT. G&H: 3*4, 1*6 GND 1/4" UD
 IN CONCRETE ENCASED CNC DUCT BANK, UNO,
 APPROX. 25 FEET.

CKT. G&H: 3*4, 1*6 GND 1/4" UD

CKT. M&N: 3*2, 1*4 GND 1/4" UD

CKT. M&N: 3*2, 1*4 GND 1/4" UD

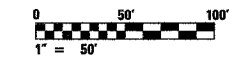
CKT. M&N: 3*2, 1*4 GND 1/4" UD

MATCH LINE STA. 1536+00
 SEE SHEET RL08-38

MATCH LINE STA. 1548+00
 SEE SHEET RL08-40

RL08-39

K&E KAM ENGINEERING, INC.
 CONSULTING ENGINEERS
 707A Davis Road, Suite 205
 Elgin, Illinois 60123-1369



REVISIONS	
NAME	DATE
REVISED	1/21/05

ILLINOIS DEPARTMENT OF TRANSPORTATION
 F.A.I. 94/90 (DAN RYAN EXPRESSWAY)
 31st STREET TO I-57

ROADWAY LIGHTING PLANS
 FINAL IMPROVEMENTS

SCALE: 1"=50'
 DATE: OCTOBER 29, 2004
 DRAWN BY: BL
 CHECKED BY: SM

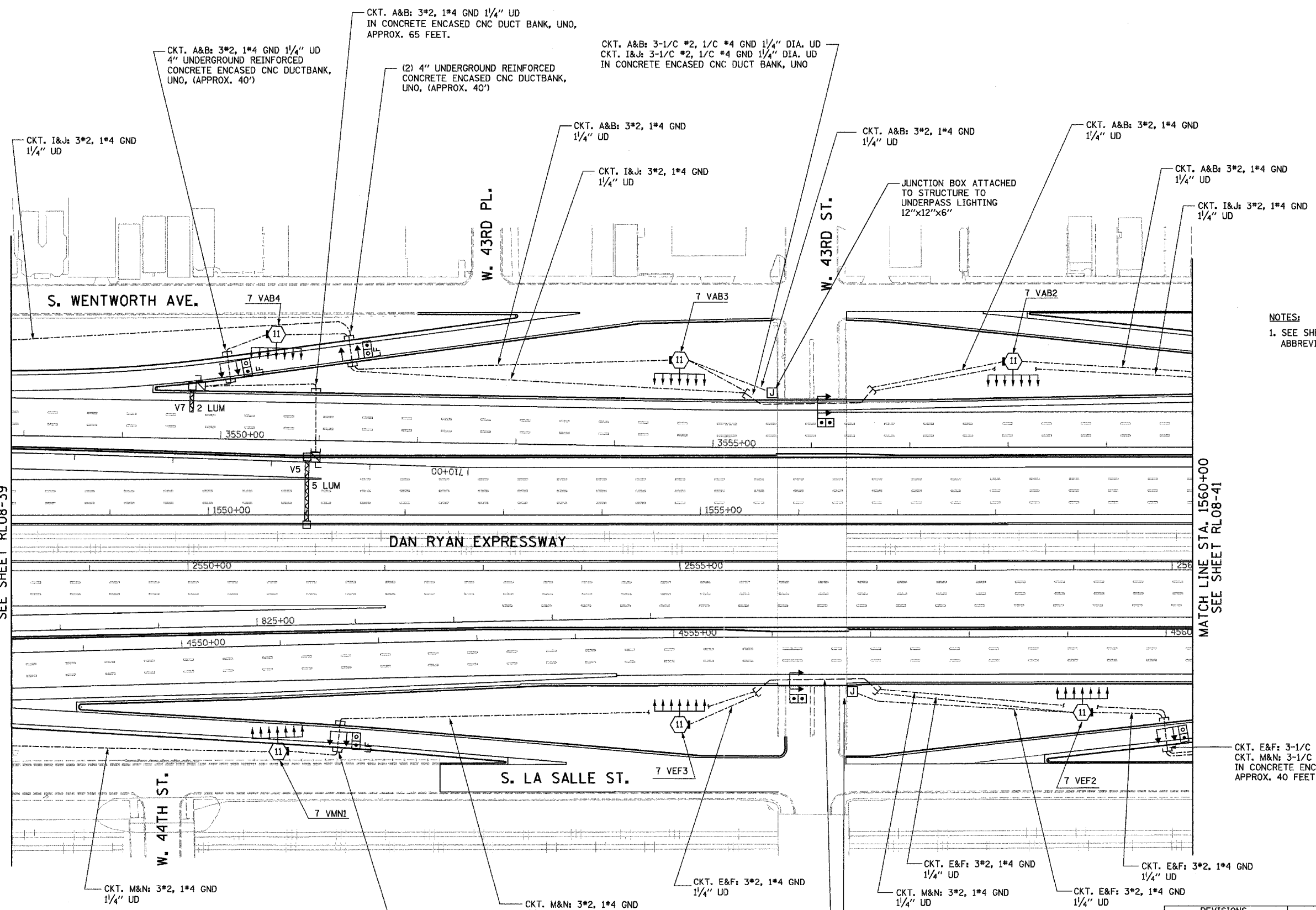
05/24/2005 05:03:26 PM

F.A.I. RTE.	SECTION	COUNTY	TOTAL SHEETS	SHEET NO.
94/90	2003-0311	COOK	976	296
STA. 1548+00	TO STA. 1560+00			
FED. ROAD DIST. NO.	ILLINOIS	FED. AID PROJECT		
62583				



MATCH LINE STA. 1548+00
SEE SHEET RL08-39

MATCH LINE STA. 1560+00
SEE SHEET RL08-41



NOTES:
1. SEE SHEET ME-01 FOR ELECTRICAL SYMBOLS, ABBREVIATIONS, AND NOTES.

CKT. E&F: 3-1/C #2, 1/C #4 GND 1/4" DIA. UD
CKT. M&N: 3-1/C #2, 1/C #4 GND 1/4" DIA. UD
IN CONCRETE ENC ENCASED DUCT BANK, UNO,
APPROX. 40 FEET

RL08-40

K&E
KAM ENGINEERING, INC.
CONSULTING ENGINEERS
707A Davis Road, Suite 205
Elgin, Illinois 60123-1369

REVISIONS	
NAME	DATE
REVISED	1/21/05

ILLINOIS DEPARTMENT OF TRANSPORTATION
F.A.I. 94/90 (DAN RYAN EXPRESSWAY)
31st STREET TO I-57


**ROADWAY LIGHTING PLANS
FINAL IMPROVEMENTS**

SCALE: 1"=50'
DATE: OCTOBER 29, 2004
DRAWN BY: BL
CHECKED BY: SM



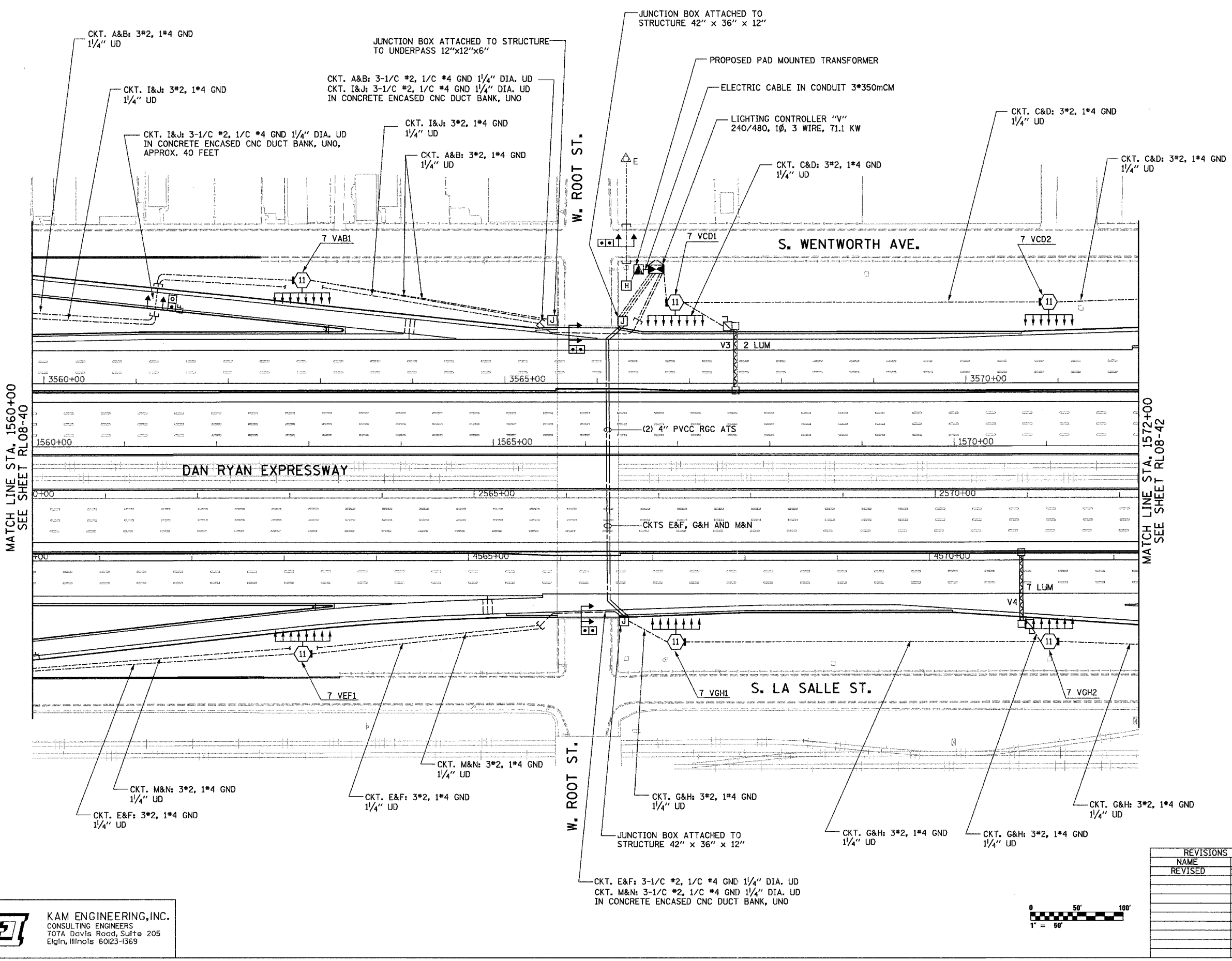
01/24/2005 03:37:50 PM

F.A.I. RTE.	SECTION	COUNTY	TOTAL SHEETS	SHEET NO.
94/90	2003-0311	COOK	976	297
STA. 1560+00	TO STA. 1572+00			
FED. ROAD DIST. NO.	ILLINOIS	FED. AID PROJECT		
62583				



MATCH LINE STA. 1560+00
SEE SHEET RL08-40

MATCH LINE STA. 1572+00
SEE SHEET RL08-42



NOTES:
1. SEE SHEET ME-01 FOR ELECTRICAL SYMBOLS, ABBREVIATIONS, AND NOTES.

RL08-41

K&E KAM ENGINEERING, INC.
CONSULTING ENGINEERS
707A Davis Road, Suite 205
Elgin, Illinois 60123-1369



REVISIONS	
NAME	DATE
REVISED	1/21/05

ILLINOIS DEPARTMENT OF TRANSPORTATION
F.A.I. 94/90 (DAN RYAN EXPRESSWAY)
31st STREET TO I-57

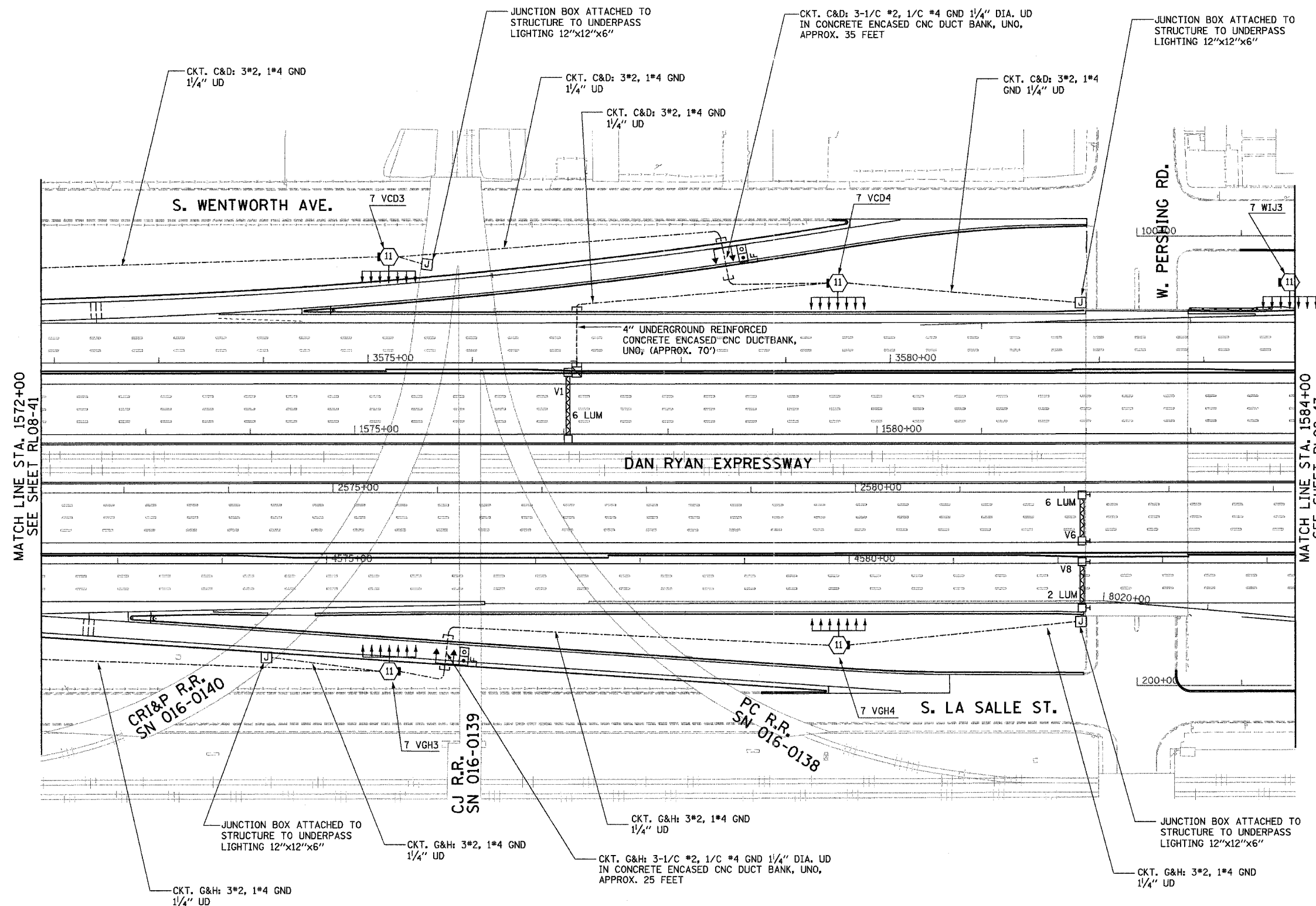
**ROADWAY LIGHTING PLANS
FINAL IMPROVEMENTS**

SCALE: 1"=50'
DATE: OCTOBER 29, 2004

DRAWN BY: BL
CHECKED BY: SM

01/25/2005 08:35:42 AM

F.A.I. RTE.	SECTION	COUNTY	TOTAL SHEETS	SHEET NO.
94/90	2003-0311	COOK	976	278
STA. 1572+00		TO STA. 1584+00		
FED. ROAD DIST. NO.	ILLINOIS	FED. AID PROJECT		
62583				



NOTES:
1. SEE SHEET ME-01 FOR ELECTRICAL SYMBOLS, ABBREVIATIONS, AND NOTES.

MATCH LINE STA. 1572+00
SEE SHEET RL08-41

MATCH LINE STA. 1584+00
SEE SHEET RL08-43

RL08-42

K&E KAM ENGINEERING, INC.
CONSULTING ENGINEERS
707A Davis Road, Suite 205
Elgin, Illinois 60123-1369



REVISIONS	
NAME	DATE
REVISED	1/21/05

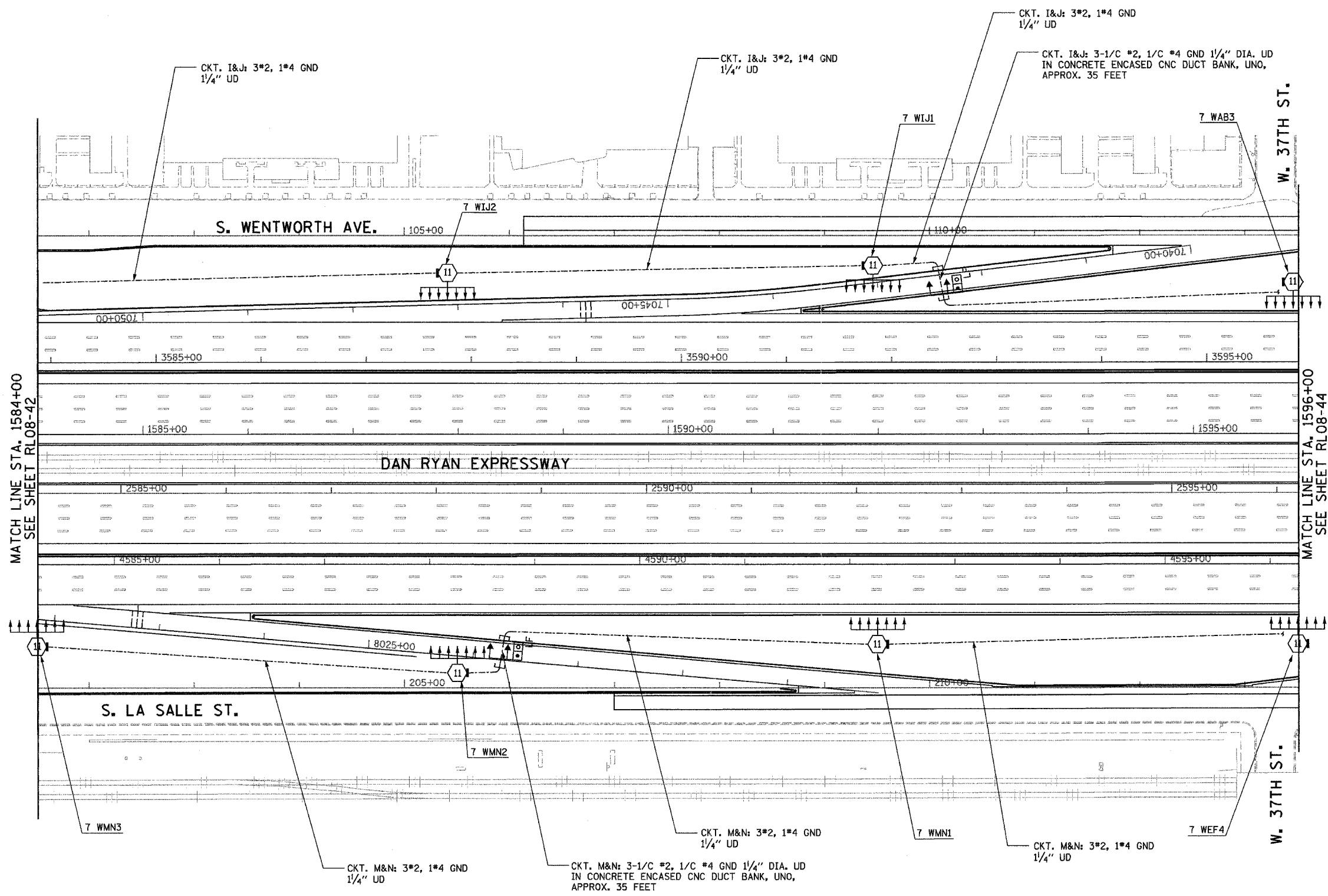
ILLINOIS DEPARTMENT OF TRANSPORTATION
F.A.I. 94/90 (DAN RYAN EXPRESSWAY)
31st STREET TO I-57

ROADWAY LIGHTING PLANS
FINAL IMPROVEMENTS

SCALE: 1"=50'
DATE: OCTOBER 29, 2004
DRAWN BY: BL
CHECKED BY: SM

01/24/2005 03:37:56 PM

F.A.I. RTE.	SECTION	COUNTY	TOTAL SHEETS	SHEET NO.
94/90	2003-0311	COOK	976	299
STA. 1584+00	TO STA. 1596+00			
FED. ROAD DIST. NO.	ILLINOIS	FED. AID PROJECT		
62583				



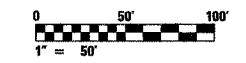
NOTES:
 1. SEE SHEET ME-01 FOR ELECTRICAL SYMBOLS, ABBREVIATIONS, AND NOTES.

MATCH LINE STA. 1584+00
SEE SHEET RL08-42

MATCH LINE STA. 1596+00
SEE SHEET RL08-44

RL08-43

K&E KAM ENGINEERING, INC.
 CONSULTING ENGINEERS
 707A Davis Road, Suite 205
 Elgin, Illinois 60123-1369



REVISIONS	
NAME	DATE
REVISED	1/21/05

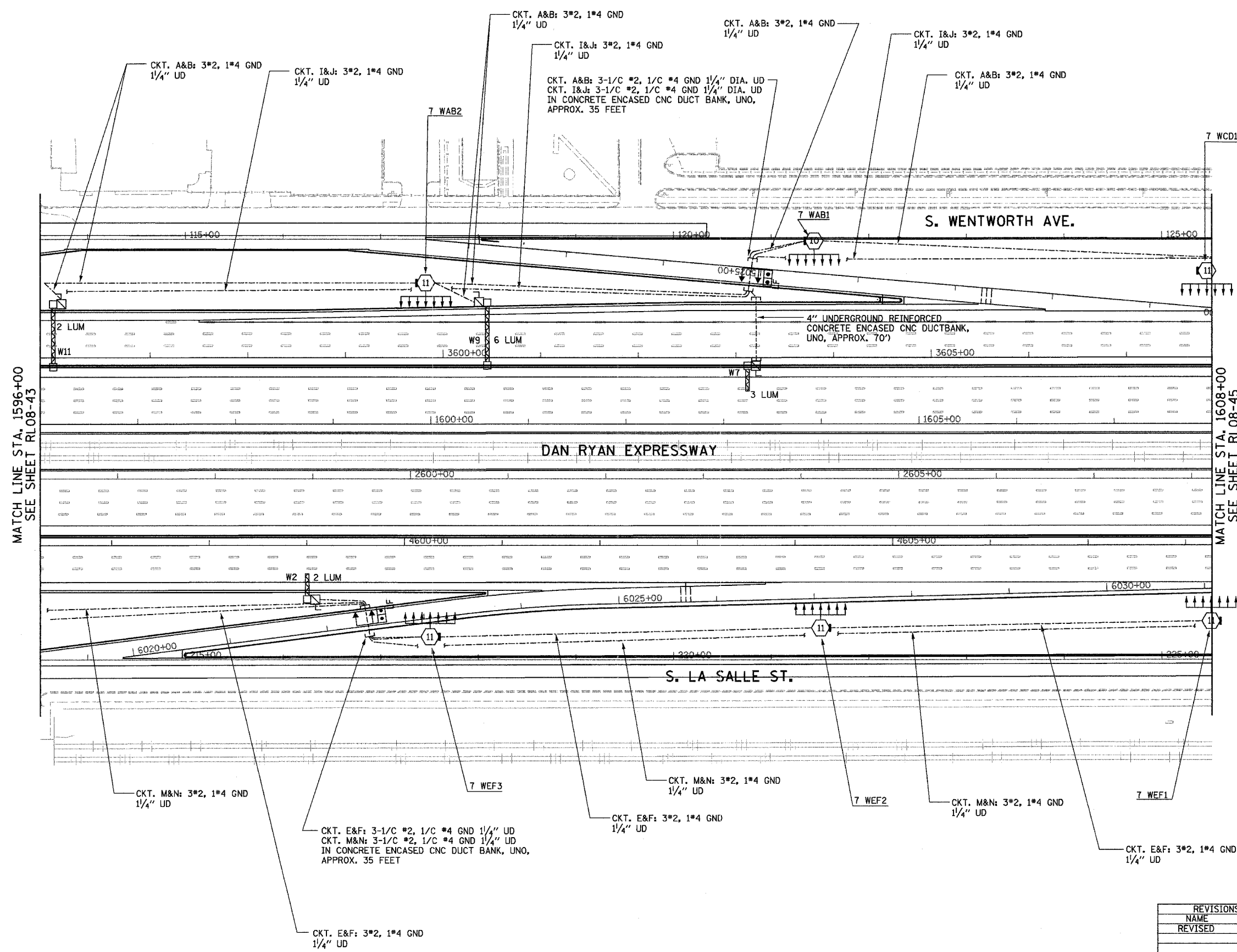
ILLINOIS DEPARTMENT OF TRANSPORTATION
 F.A.I. 94/90 (DAN RYAN EXPRESSWAY)
 31st STREET TO I-57

ROADWAY LIGHTING PLANS
 FINAL IMPROVEMENTS

SCALE: 1"=50'
 DATE: OCTOBER 29, 2004
 DRAWN BY: BL
 CHECKED BY: SM

01/24/2005 03:36:29 PM

F.A.I. RTE.	SECTION	COUNTY	TOTAL SHEETS	SHEET NO.
94/90	2003-0311	COOK	976	300
STA. 1596+00	TO STA. 1608+00			
FED. ROAD DIST. NO.	ILLINOIS FED. AID PROJECT			
62583				




NOTES:
 1. SEE SHEET ME-01 FOR ELECTRICAL SYMBOLS, ABBREVIATIONS, AND NOTES.

MATCH LINE STA. 1596+00
SEE SHEET RL08-43

MATCH LINE STA. 1608+00
SEE SHEET RL08-45

RL08-44

K&E KAM ENGINEERING, INC.
 CONSULTING ENGINEERS
 707A Davis Road, Suite 205
 Elgin, Illinois 60123-1369



REVISIONS	
NAME	DATE
REVISED	1/21/05

ILLINOIS DEPARTMENT OF TRANSPORTATION
 F.A.I. 94/90 (DAN RYAN EXPRESSWAY)
 31st STREET TO I-57

ROADWAY LIGHTING PLANS
 FINAL IMPROVEMENTS

SCALE: 1"=50'
 DATE: OCTOBER 29, 2004
 DRAWN BY: BL
 CHECKED BY: SM

03/24/2005 03:56:55 PM G:\proj\leds\job 3125\lighting\RL08-44.dwg