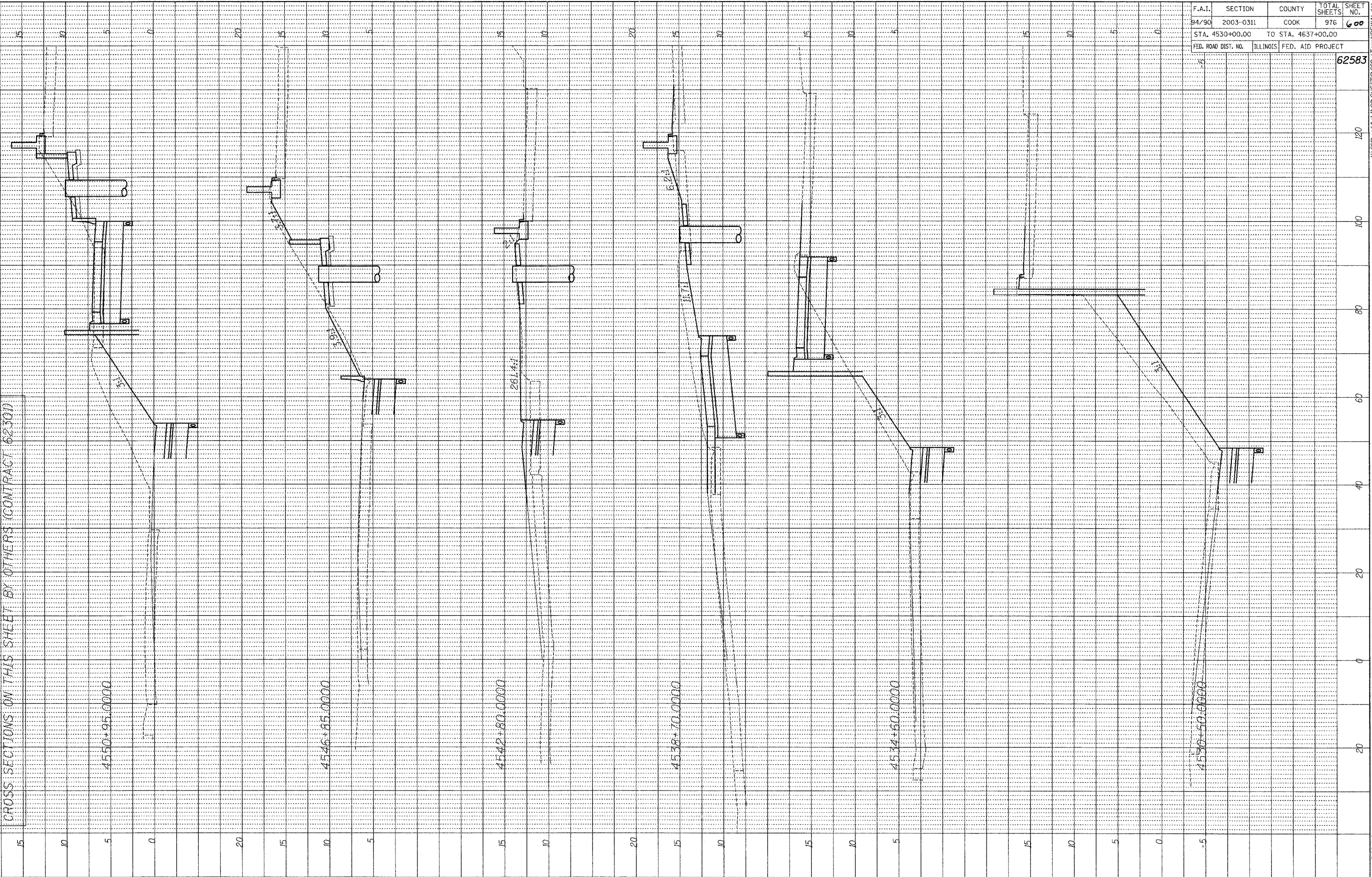



| | | |
|---------------------------|----|------|
| PROFILE SURVEYED | BY | DATE |
| NOTES CHECKED | | |
| D.M. NOTED | | |
| STRUCTURE NOTATIONS CIPFD | | |
| NOTE BOOK NO. | | |

FOR INFORMATION ONLY: FINAL 2008 CONDITIONS SHOWN. ALL CROSS SECTIONS ON THIS SHEET BY OTHERS (CONTRACT 62500)



| | | | | |
|---------------------|--------------------|------------------|--------------|-----------|
| F.A.I. | SECTION | COUNTY | TOTAL SHEETS | SHEET NO. |
| 94/90 | 2003-0311 | COOK | 976 | 600 |
| STA. 4530+00.00 | TO STA. 4637+00.00 | | | |
| FED. ROAD DIST. NO. | ILLINOIS | FED. AID PROJECT | | |
| | | | 62583 | |

BOWMAN, BARRETT & ASSOCIATES INC.
CONSULTING ENGINEERS
134 EAST RANDOLPH STREET SUITE 2454 CHICAGO, ILLINOIS 60601
709 NO. 440



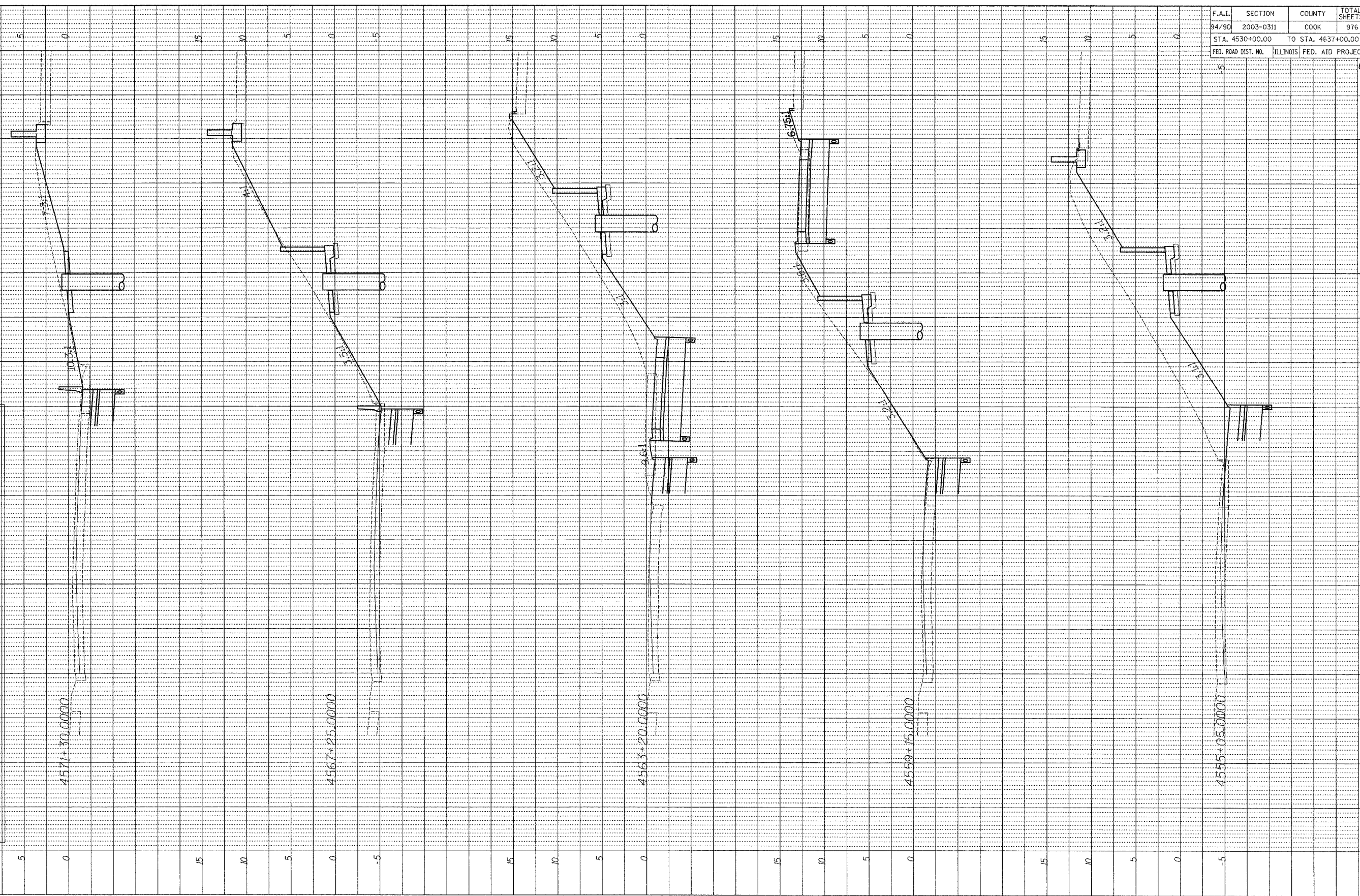
XS18

10/15/2004 3:28:41 PM

N:\60\600\600\IN\02\SHEET\62583.LT (XREF) (1) (1)


| | | | |
|-----------|-----------|----------|------|
| PROFILE | SURVEYED | BY | DATE |
| NOTE BOOK | PLOTTED | | |
| NO. | RECORDED | | |
| | BY | | |
| | DATE | | |
| | STRUCTURE | NOTATION | OK'D |

FOR INFORMATION ONLY: FINAL 2008 CONDITIONS SHOWN. ALL CROSS SECTIONS ON THIS SHEET BY OTHERS (CONTRACT 62307)



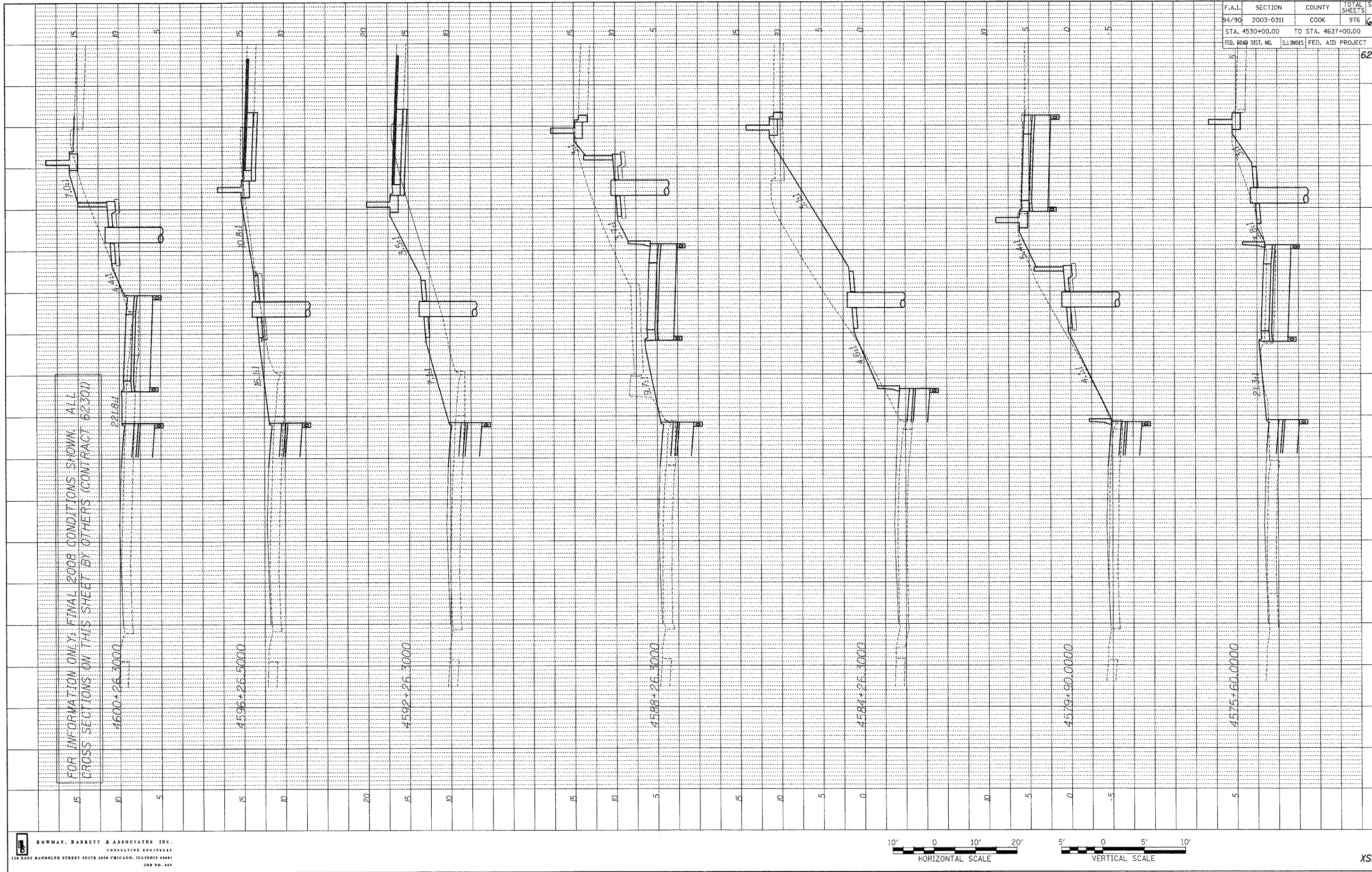
| | | | | |
|---------------------|-----------|--------------------|--------------|-----------|
| F.A.I. | SECTION | COUNTY | TOTAL SHEETS | SHEET NO. |
| 94/90 | 2003-0311 | COOK | 976 | 601 |
| STA. 4530+00.00 | | TO STA. 4637+00.00 | | |
| FED. ROAD DIST. NO. | ILLINOIS | FED. AID PROJECT | | |
| | | | | 62583 |

BOWMAN, BARRETT & ASSOCIATES INC.
CONSULTING ENGINEERS
134 EAST RANDOLPH STREET SUITE 3450 CHICAGO, ILLINOIS 60601
JOB NO. 448



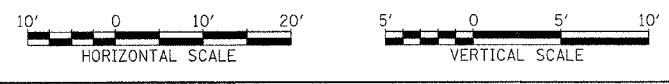
| PROFILE | REVIEWED | DATE |
|-----------|----------|------|
| NOTE BOOK | BY | |
| NO. | DATE | |

FOR INFORMATION ONLY: FINAL 2008 CONDITIONS SHOWN. ALL CROSS SECTIONS ON THIS SHEET BY OTHERS (CONTRACT 62300)



| F.A.I. | SECTION | COUNTY | TOTAL SHEETS | SHEET NO. |
|---------------------|--------------------|------------------|--------------|-----------|
| 94/90 | 2003-0311 | COOK | 976 | 602 |
| STA. 4530+00.00 | TO STA. 4637+00.00 | | 62583 | |
| FED. ROAD DIST. NO. | ILLINOIS | FED. AID PROJECT | | |

DOWMAN, BARRETT & ASSOCIATES INC.
CONSULTING ENGINEERS
139 EAST RANDOLPH STREET SUITE 2459 CHICAGO, ILLINOIS 60601
JOB NO. 449




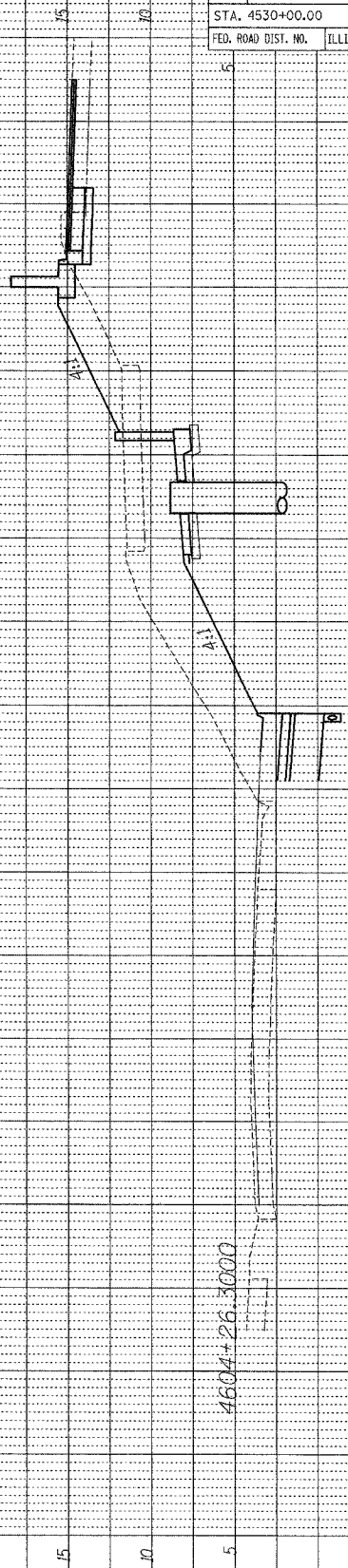
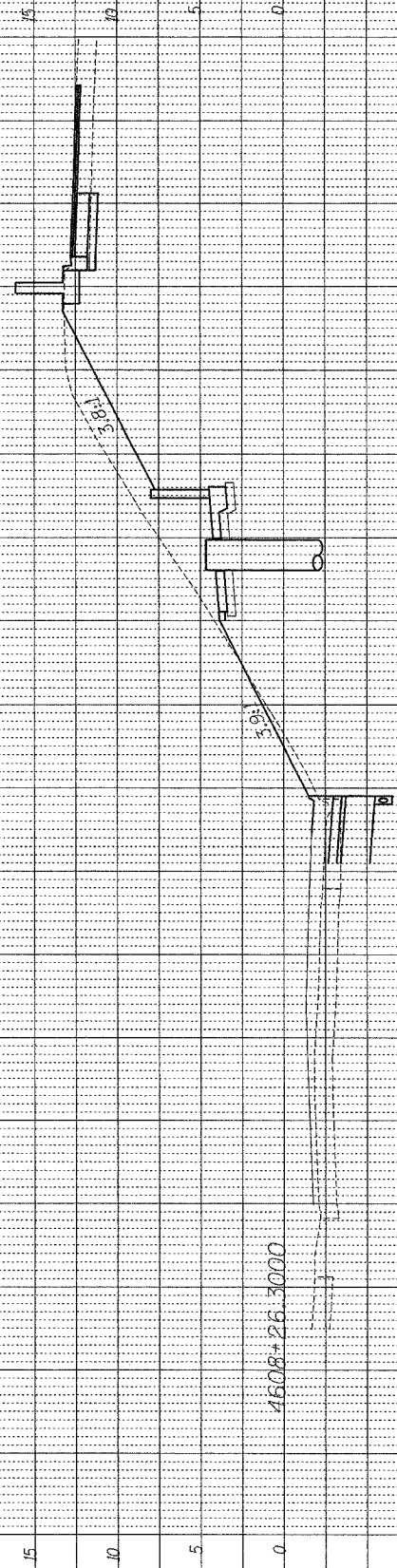
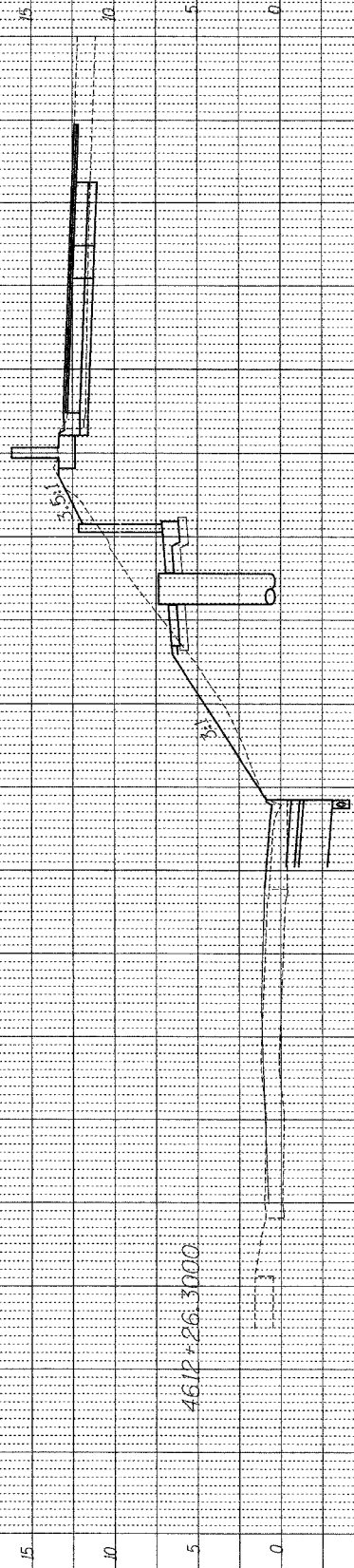
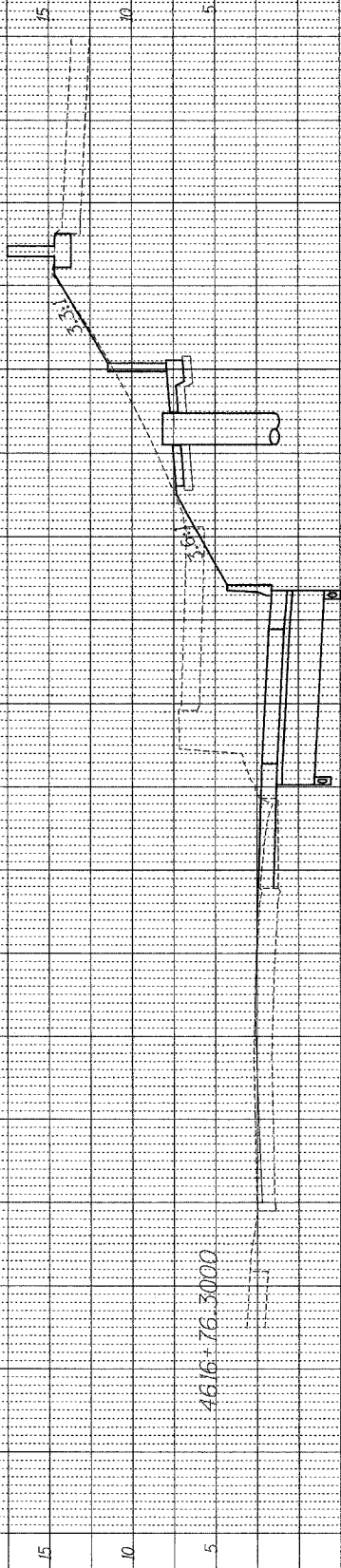
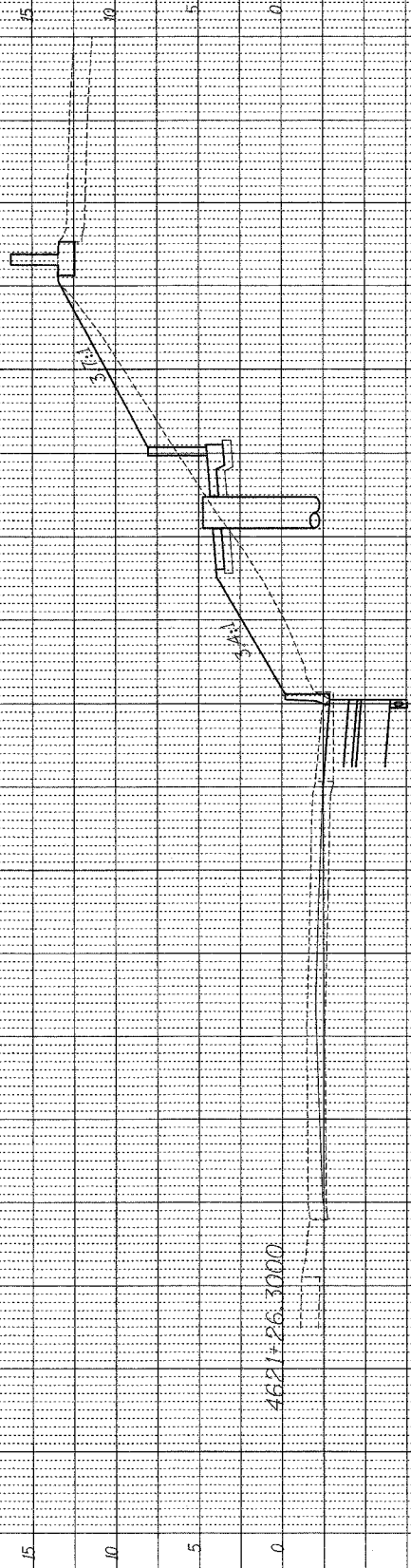
XS20

10/15/2004 3:59:23 PM

H:\620\62000\GRAPHICS\FIGURE SHEET 5 866.LT 03/18/14.dgn

| | |
|---------------------|------|
| PROFILE SURVEYED BY | DATE |
| PLOTTED BY | |
| NOTE BOOK NO. | |
| STRUCTURE NOTATION | |

FOR INFORMATION ONLY: FINAL 2008 CONDITIONS SHOWN. ALL CROSS SECTIONS ON THIS SHEET BY OTHERS (CONTRACT 62509)




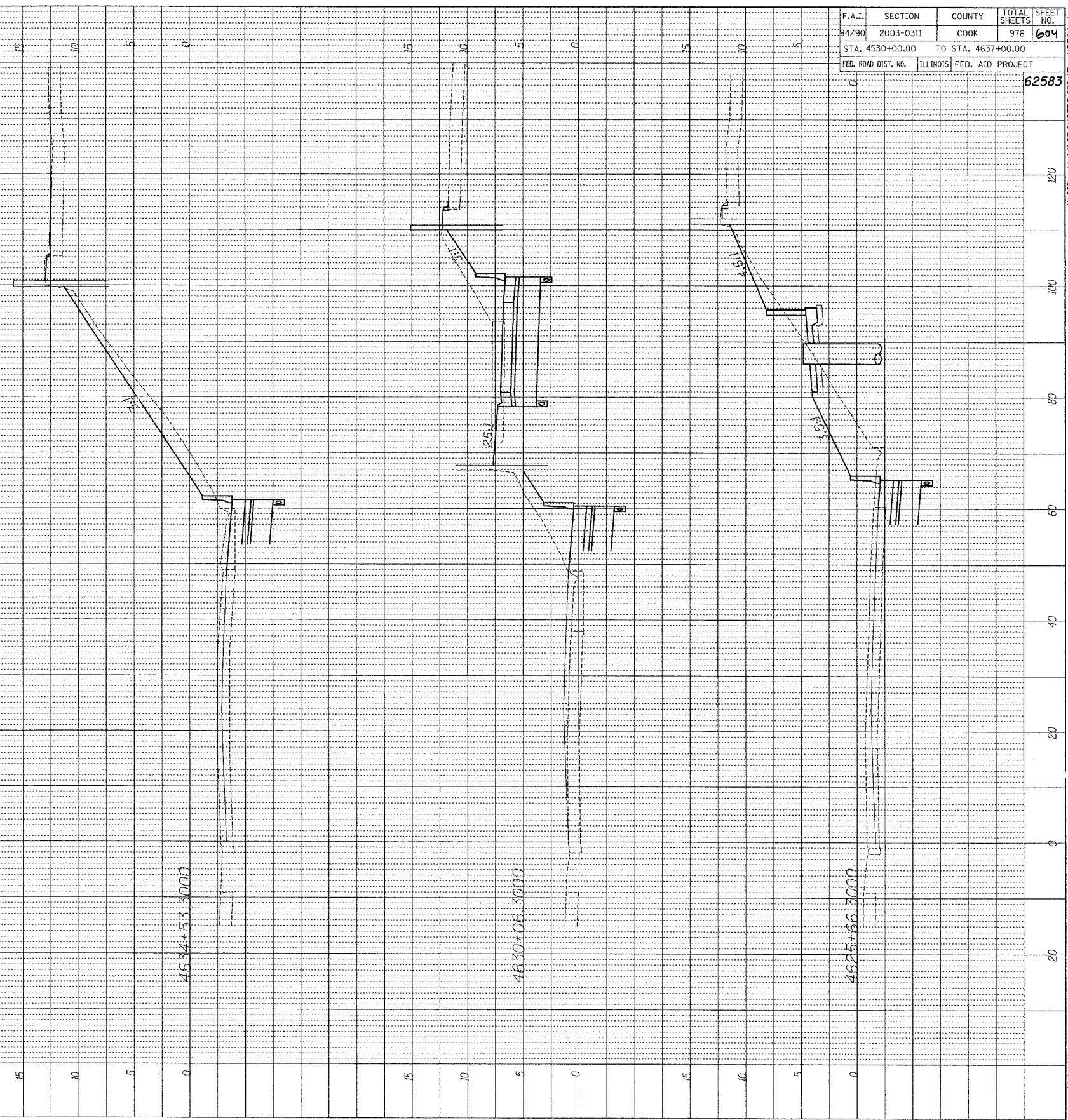
| | | | |
|------------------------------------|----------|------------------|-----------|
| F.A.I. SECTION | COUNTY | TOTAL SHEETS | SHEET NO. |
| 94/90 2003-0311 | COOK | 976 | 603 |
| STA. 4530+00.00 TO STA. 4637+00.00 | | FED. AID PROJECT | |
| FED. ROAD DIST. NO. | ILLINOIS | 62583 | |

H:\660\ORD\CONTINUED\SHEETS\660-LT\CRIB\FINAL.DWG

| | | |
|-------------------------|----|------|
| PROFILE SURVEYED | BY | DATE |
| PLATTED | | |
| CHECKED | | |
| NOTE BOOK NO. | | |
| STRUCTURE NOTATION CHFD | | |

| | | | | |
|---------------------|-----------|--------------------|--------------|-----------|
| F.A.I. | SECTION | COUNTY | TOTAL SHEETS | SHEET NO. |
| 94/90 | 2003-0311 | COOK | 976 | 604 |
| STA. 4530+00.00 | | TO STA. 4637+00.00 | | |
| FED. ROAD DIST. NO. | ILLINOIS | FED. AID PROJECT | | |
| | | 62583 | | |

FOR INFORMATION ONLY: FINAL 2008 CONDITIONS SHOWN. ALL CROSS SECTIONS ON THIS SHEET BY OTHERS (CONTRACT 62500)



GENERAL NOTES

1. SOIL REPORT AVAILABILITY

ALL SOILS DATA COLLECTED AND PROCESSED FOR THE SOILS REPORT MADE IN CONJUNCTION WITH THE DESIGN OF THIS IMPROVEMENT IS ON FILE AT THE DISTRICT OFFICE WHERE IT IS AVAILABLE FOR THE INSPECTION OF CONTRACTORS AND PROSPECTIVE BIDDERS.

2. UTILITIES - LOCATIONS/INFORMATION ON PLANS

THE LOCATIONS OF EXISTING WATER MAINS, GAS MAINS, SEWERS, ELECTRIC POWER LINES, TELEPHONE LINES AND OTHER UTILITIES AS SHOWN ON THE PLANS ARE BASED ON CAREFUL FIELD INVESTIGATION AND THE BEST INFORMATION AVAILABLE, BUT THEY ARE NOT GUARANTEED. UNLESS ELEVATIONS ARE SHOWN --- ALL UTILITY LOCATIONS SHOWN ON THE CROSS SECTIONS ARE BASED ON THE APPROXIMATE DEPTH SUPPLIED BY THE UTILITY COMPANY. IT SHALL BE THE CONTRACTOR'S RESPONSIBILITY TO ASCERTAIN THEIR EXACT LOCATION FROM THE UTILITY COMPANIES AND BY FIELD INSPECTION.

THE CONTRACTOR SHALL BE RESPONSIBLE FOR LOCATING ALL EXISTING IDOT ELECTRICAL FACILITIES PRIOR TO PERFORMING ANY WORK AT HIS/HER OWN EXPENSE IF REQUIRED. THE CONTRACTOR SHALL ALSO BE LIABLE FOR ANY DAMAGE TO FACILITIES RESULTING FROM INACCURATE LOCATING.

THE CONTRACTOR MAY OBTAIN, ON REQUEST, PLANS FOR THE EXISTING ELECTRICAL FACILITIES FROM THE DEPARTMENT.

THE CONTRACTOR SHALL ALSO BE RESPONSIBLE FOR LOCATING AND PROVIDING PROTECTION FOR FACILITIES DURING ALL PHASES OF CONSTRUCTION. IF AT ANY TIME, THE FACILITIES ARE DAMAGED, THE CONTRACTOR SHALL IMMEDIATELY NOTIFY THE DEPARTMENT AND MAKE ALL NECESSARY ARRANGEMENTS FOR REPAIR TO THE SATISFACTION OF THE ENGINEER. THIS WORK SHALL BE INCLUDED IN THE CONTRACT BID PRICE.

3. PLAN ELEVATIONS - U.S.G.S. MEAN SEA LEVEL DATUM

ALL ELEVATIONS SHOWN ARE BASED ON THE CHICAGO CITY DATUM (CCD). THE CONVERSION FACTOR FROM CCD TO NAVD 88 IS: NAVD 88 ELEVATION = CCD + 579.88.

4. CRITICAL PATH WORK SCHEDULE REQUIREMENT

THE CONTRACTOR WILL SUBMIT TO THE ENGINEER A SATISFACTORY PROGRESS SCHEDULE AND CRITICAL PATH SCHEDULE WHICH SHOW THE PROPOSED SEQUENCE OF WORK AT THE TIME OF THE PRE-CONSTRUCTION CONFERENCE.

5. ENGINEERS FIELD OFFICE

ALL OF THE TELEPHONE LINES PROVIDED SHALL HAVE UNPUBLISHED NUMBERS.

6. SIGNING

SIGN LOCATIONS MAY VARY FROM THE STATIONS SHOWN ON THE PLANS IN ACCORDANCE WITH DIRECTIONS FROM THE ENGINEER AT THE TIME OF CONSTRUCTION. SIGN LOCATIONS MAY BE ADJUSTED IN THE FIELD TO AVOID ANY FOUND UTILITIES.

7. DETECTOR INSTALLATION

THE RESIDENT ENGINEER AND/OR CONTRACTOR SHALL NOTIFY THE TRAFFIC SYSTEMS CENTER AT LEAST ONE WEEK PRIOR TO THE INSTALLATION TO DETERMINE EXACT LOCATION.

GENERAL NOTES

8. THE DEPARTMENT CONTACT PERSONS FOR THIS CONTRACT ARE MARTIN ANDERSON, BUREAU CHIEF OF ELECTRICAL OPERATIONS, 847-705-4351 AND JEFF GALAS, TRAFFIC SYSTEMS CENTER MANAGER, 708-524-2145. THE CONTRACTOR MUST COORDINATE AND COOPERATE WITH THE DEPARTMENT AND THE INVOLVED PARTIES AS DIRECTED BY THE DEPARTMENT.

9. THE ENGINEERING DESIGN IN THESE PLANS IS BASED UPON FIELD INVESTIGATIONS OF CURRENT CONDITIONS, REVIEW OF EXISTING AS-BUILT DOCUMENTATION, AND INFORMATION OBTAINED FROM PRELIMINARY DESIGN DOCUMENTS FOR THE RECONSTRUCTION PROJECT. DUE TO THE CHANGING NATURE OF THESE ITEMS, THE ACTUAL CONDITIONS MAY BE DIFFERENT THAN THOSE DEPICTED. THE CONTRACTOR SHALL VERIFY THE EXISTING FIELD CONDITIONS PRIOR TO ANY CONSTRUCTION ACTIVITIES AND CORRELATE THESE CONDITIONS WITH THE PROPOSED CONSTRUCTION ACTIVITIES OF THIS AND OTHER CONTRACTS. THE CONTRACTOR SHALL IDENTIFY TO THE ENGINEER ANY SIGNIFICANT DIFFERENCES BETWEEN THESE PLANS AND THE EXISTING FIELD CONDITIONS OR PROPOSED CONSTRUCTION THAT COULD IMPACT HIS EFFORTS PRIOR TO BEGINNING WORK. CORRECTIVE ACTIONS FOR PROBLEMS ENCOUNTERED AFTER THE CONTRACTOR HAS BEGUN WORK WILL BE INCLUDED IN THE TASK UNLESS PREVIOUSLY IDENTIFIED TO THE ENGINEER.

10. THE CONTRACTOR SHALL BE REQUIRED TO PAY, ON BEHALF OF IDOT, ANY UTILITY FEES FOR ELECTRICAL OR TELEPHONE SERVICE INCLUDING SET-UP DELIVERY COSTS NECESSARY TO EXTEND THE UTILITY POWER OR TELEPHONE TO THE SURVEILLANCE/COMMUNICATIONS EQUIPMENT LOCATIONS IN ACCORDANCE WITH ARTICLE 109.05 OF THE STANDARD SPECIFICATIONS.

11. ALL ELECTRICAL WORK SHALL CONFORM TO THE NATIONAL ELECTRIC CODE (NEC).

12. THE CONTRACTOR SHALL BE AWARE THAT TEST SOIL BORINGS WERE NOT MADE AT ALL LOCATIONS WHERE SURVEILLANCE/COMMUNICATIONS ELEMENTS OR RELATED EQUIPMENT ARE TO BE INSTALLED. THE CONTRACTOR SHALL BE RESPONSIBLE FOR EXAMINING THE SITE CONDITIONS AT THESE FIELD LOCATIONS BEFORE SUBMITTING BID PROPOSALS.

13. WHENEVER CONDUITS (INCLUDING SPARES) ARE INSTALLED FOR FIBER OPTIC OR ELECTRICAL POWER CABLE, A POLYETHYLENE PULL ROPE WITH DETECTABLE METALLIC CONDUCTOR SHALL BE INSTALLED WITH THE CONDUIT. ALL PULL ROPE-RELATED COSTS ARE TO BE INCLUDED IN THE BID PRICE FOR CONDUIT.

14. THE QUANTITIES OF RACEWAYS WHERE INDICATED IN THESE PLANS ARE APPROXIMATIONS ONLY. THE CONTRACTOR SHALL FIELD VERIFY ALL LENGTHS AND SHALL INSTALL RACEWAYS IN COMPLETE COMPLIANCE WITH THE SPECIFIED REQUIREMENTS.

15. EXACT FIELD LOCATIONS OF SURVEILLANCE/COMMUNICATIONS EQUIPMENT SHALL BE AS DIRECTED BY THE ENGINEER. THE CONTRACTOR SHALL TAKE CARE NOT TO INSTALL SURVEILLANCE/COMMUNICATIONS EQUIPMENT IN DRAINAGE AREAS.

16. ANY GROUND AREAS DISTURBED DURING THE INSTALLATION OF SURVEILLANCE/COMMUNICATIONS FIELD DEVICES SHALL BE REGRADED AND SEEDED TO THE SATISFACTION OF THE ENGINEER. COST FOR THIS WORK IS TO BE INCLUDED IN THE COST OF SURVEILLANCE/COMMUNICATIONS EQUIPMENT ITEMS.

17. THE CONTRACTOR SHALL SUBMIT SHOP DRAWINGS, CONSTRUCTION METHODOLOGIES, PRODUCT MANUFACTURER SPECIFICATIONS, OWNERS MANUALS, AND USERS MANUALS BEFORE PROCURING AND INSTALLING ANY SURVEILLANCE/COMMUNICATIONS EQUIPMENT AS PART OF THIS CONTRACT. ALL PROPOSED SURVEILLANCE/COMMUNICATIONS WORK SHALL BE REVIEWED AND APPROVED BY THE DEPARTMENT IN CONSULTATION WITH THE DESIGN ENGINEER.

GENERAL NOTES

18. NO WORK SHALL BE CONDUCTED BY THE CONTRACTOR ON ANY EXISTING STREET LIGHTING AND SURVEILLANCE/COMMUNICATIONS CONDUIT, POLES, OR CONTROLLER CABINETS UNDER JURISDICTION OF THE DEPARTMENT OR THE CITY OF CHICAGO WITHOUT FIRST NOTIFYING THE DEPARTMENT 72 HOURS BEFORE COMMENCING WORK. ALL STREET LIGHTING/SURVEILLANCE/COMMUNICATIONS COORDINATION-RELATED WORK SHALL BE COORDINATED BY THE CONTRACTOR WITH THE DEPARTMENT. THE CONTRACTOR SHALL TAKE PRECAUTIONS TO ENSURE THAT POWER AND COMMUNICATION CABLES WITHIN EXISTING STREET LIGHTING AND SURVEILLANCE/COMMUNICATIONS CONDUITS, POLES, AND CONTROLLER CABINETS ARE NOT DAMAGED AS A RESULT OF DRILLING OR INSTALLING THE SURVEILLANCE/COMMUNICATIONS SUBSYSTEMS IN ACCORDANCE WITH ALL REQUIREMENTS OF THE AFFECTED AGENCY AS WELL AS THE NEC.

19. THE CONTRACTOR SHALL COORDINATE WITH THE DEPARTMENT ALL WORK TO BE CONDUCTED AT THE COMMUNICATIONS CENTER (201 WEST CENTER COURT, SCHALMBURG), THE TRAFFIC SYSTEMS CENTER (445 HARRISON STREET, OAK PARK), AND THE EMERGENCY TRAFFIC PATROL (3501 S. NORMAL, CHICAGO). THE CONTRACTOR SHALL CONTACT THE DEPARTMENT 72 HOURS BEFORE COMMENCING ANY WORK AT THESE LOCATIONS.

20. THE CONTRACTOR SHALL BE RESPONSIBLE FOR COORDINATING TRAFFIC CONTROL FOR THE INSTALLATION OF SURVEILLANCE/COMMUNICATIONS RELATED EQUIPMENT WITH OTHER CONTRACTS AND WORK IN THE AREA.

21. THE CONTRACTOR WILL BE RESPONSIBLE FOR ABIDING BY THE MANUAL ON UNIFORM TRAFFIC CONTROL DEVICES AND ALL APPLICABLE TRAFFIC CONTROL RULES AND REGULATIONS ACCORDING TO SECTION 701 OF THE STANDARD SPECIFICATIONS. THE CONTRACTOR WILL BE REQUIRED TO INSTALL ADDITIONAL SIGNS AND APPURTENANCES TO MAINTAIN SAFE CONDITIONS IN THE WORK ZONE AT ALL TIMES AT NO ADDITIONAL COST TO THE DEPARTMENT.

| | | | |
|---------------------|----------|------------------|-----------|
| SECTION | COUNTY | TOTAL SHEETS | SHEET NO. |
| 2003-0311 | COOK | 976 | 605 |
| STA. | TO STA. | | |
| FED. ROAD DIST. NO. | ILLINOIS | FED. AID PROJECT | |
| 62583 | | | |

GN-01

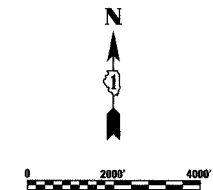
| REVISIONS | | ILLINOIS DEPARTMENT OF TRANSPORTATION F.A.I. 94/90 (DAN RYAN EXPRESSWAY) 31st STREET to I-57 SURVEILLANCE/COMMUNICATIONS GENERAL NOTES |
|-----------|------------------|--|
| NAME | DATE | |
| | | |
| | | |
| | | |
| | | |
| | | |
| | | |
| | | |
| | | |
| | | |
| | | |
| SCALE: | NTS | DRAWN BY: MJL |
| DATE: | October 29, 2004 | CHECKED BY: GFR |



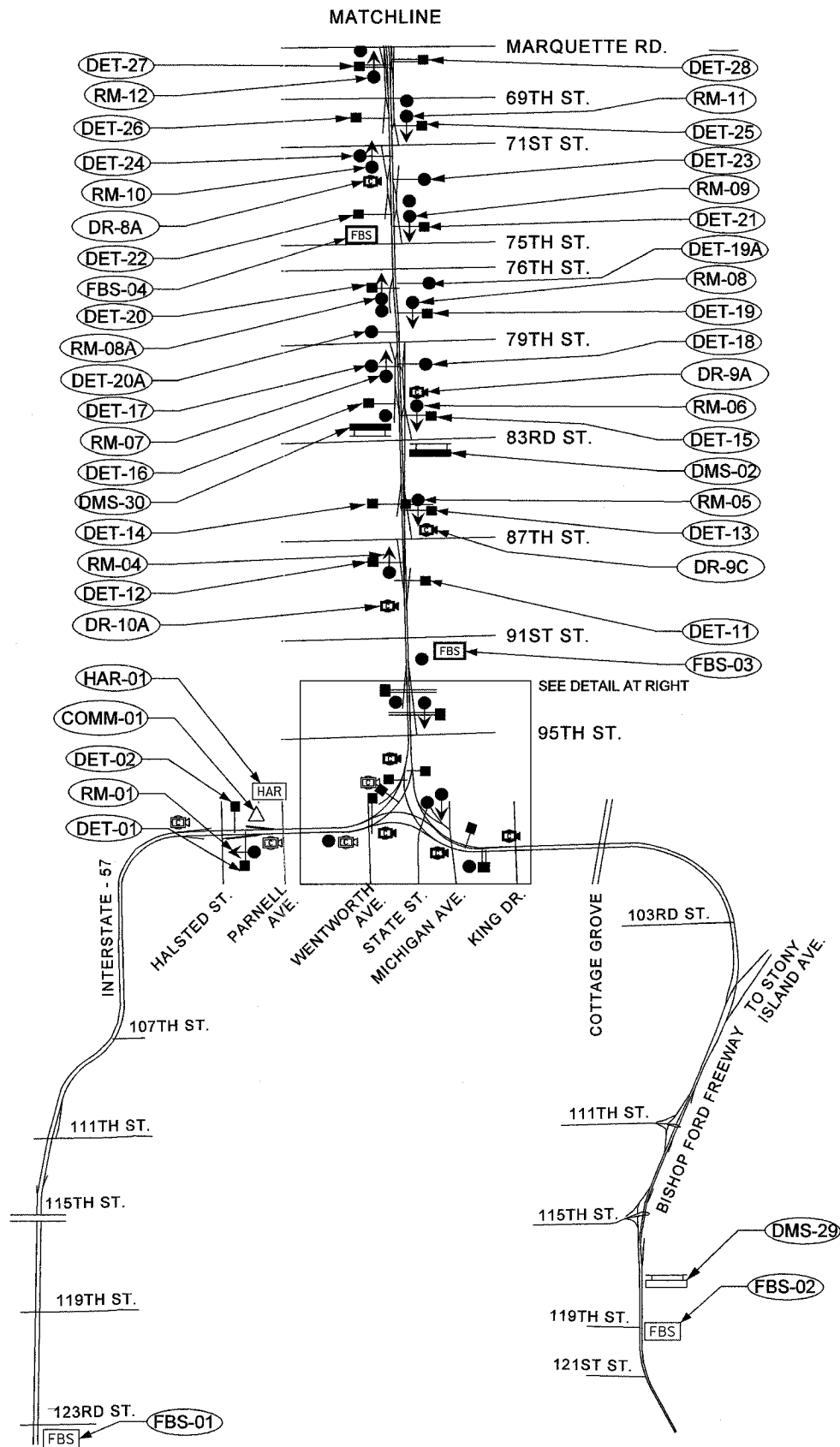
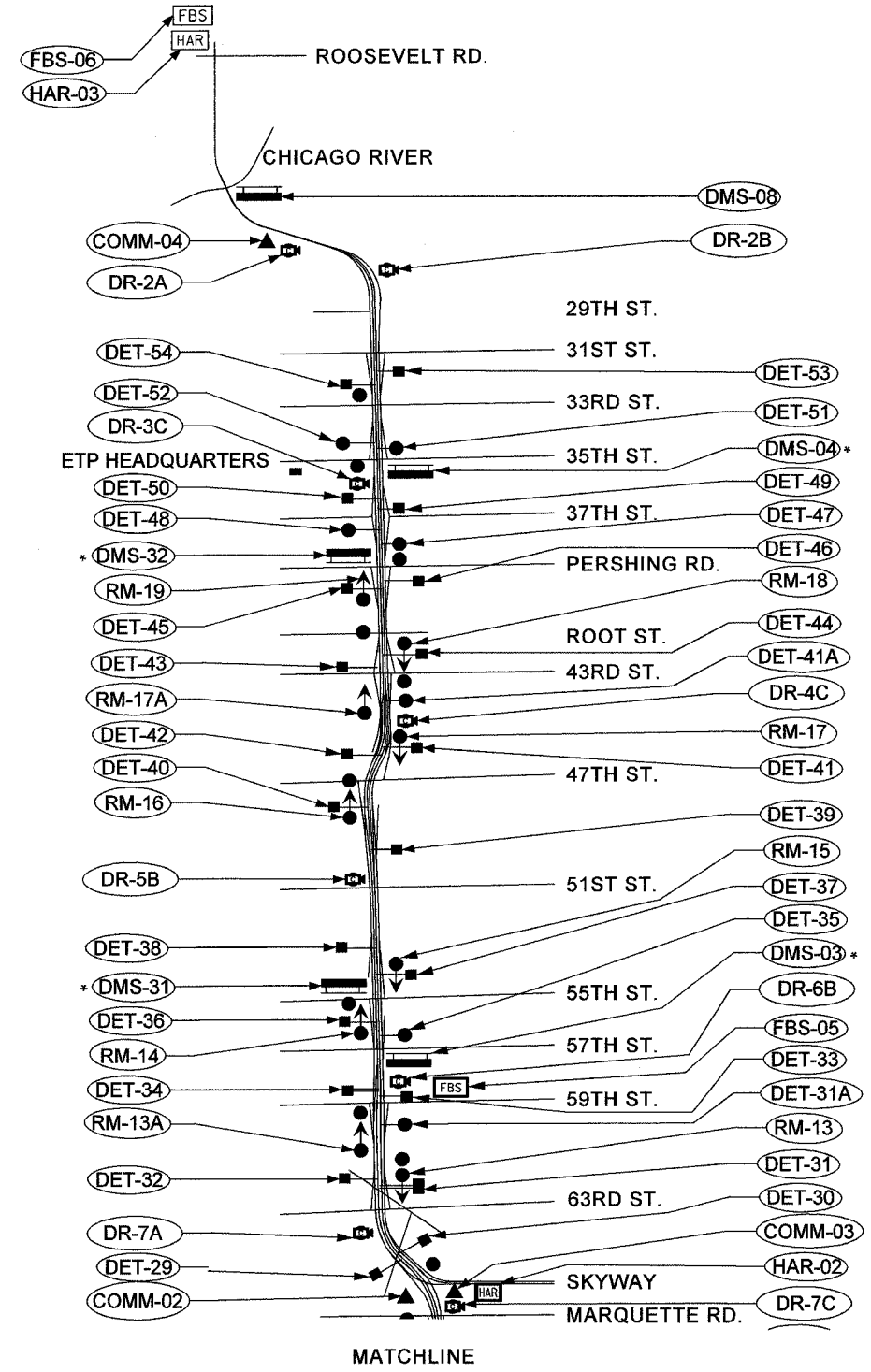
ONE NORTH FRANKLIN
CHICAGO, IL 60606
PHONE: (312) 251-3000
FAX: (312) 251-3015
WEB: WWW.EKCORP.COM

A:\03\09\03\5\16\board\gn02012a.rvt 09/14/2004 09:30:08 AM

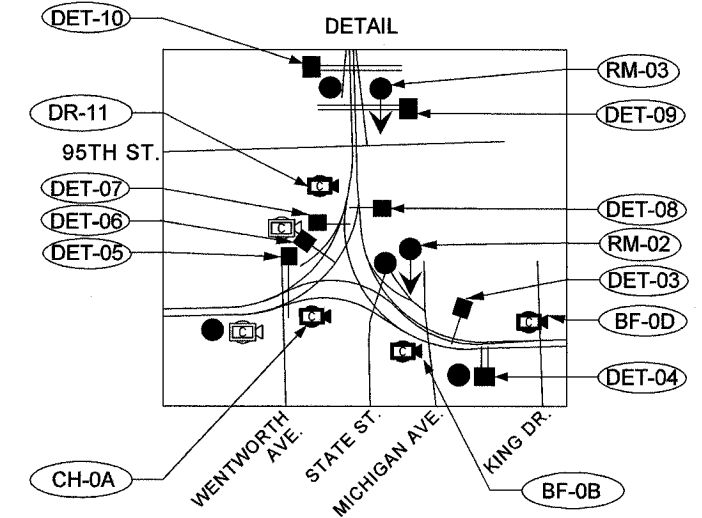
| | | | |
|---------------------|----------|------------------|-----------|
| SECTION | COUNTY | TOTAL SHEETS | SHEET NO. |
| 2003-0311 | COOK | 976 | 606 |
| STA. 62583 | TO STA. | | |
| FED. ROAD DIST. NO. | ILLINOIS | FED. AID PROJECT | |
| | | 62583 | |



FOR INFORMATION ONLY



| LEGEND | | |
|--------------------------------|-----------------|-----------------|
| FEATURE | SYMBOL-PROPOSED | SYMBOL-EXISTING |
| DYNAMIC MESSAGE SIGN | | |
| SYSTEM DETECTOR STATION - RAMP | | |
| SYSTEM DETECTOR STATION - SPOT | | |
| SYSTEM DETECTOR STATION - FULL | | |
| CCTV CAMERA ASSEMBLY | | |
| FUTURE CAMERA LOCATION | | NA |
| COMMUNICATION HUB | | |
| RAMP METER SIGNAL HEAD | | |
| HAR ANTENNA | | |
| FLASHING BEACON SIGN | | |



NOTE:
 * DMS-03, DMS-31, DMS-32, DMS-04 ARE SHOWN IN THESE PLANS AS INSTALLED ON BUTTERFLY TRUSSES. SITE PLANS FOR THESE DRAWINGS WILL BE MODIFIED BY ADDENDUM TO SHOW TWO SIGNS AT EACH OF THESE LOCATIONS INSTALLED ON SEPARATE FULL SPAN TRUSSES. ONE SIGN WILL BE POSITIONED OVER THE EXPRESS LANES AND ONE OVER THE LOCAL LANES AT EACH LOCATION.

Edwards AND Kelcey
 ONE NORTH FRANKLIN CHICAGO, IL 60606
 PHONE: (312) 251-3000 FAX: (312) 251-3015
 WEB: WWW.EKCORP.COM

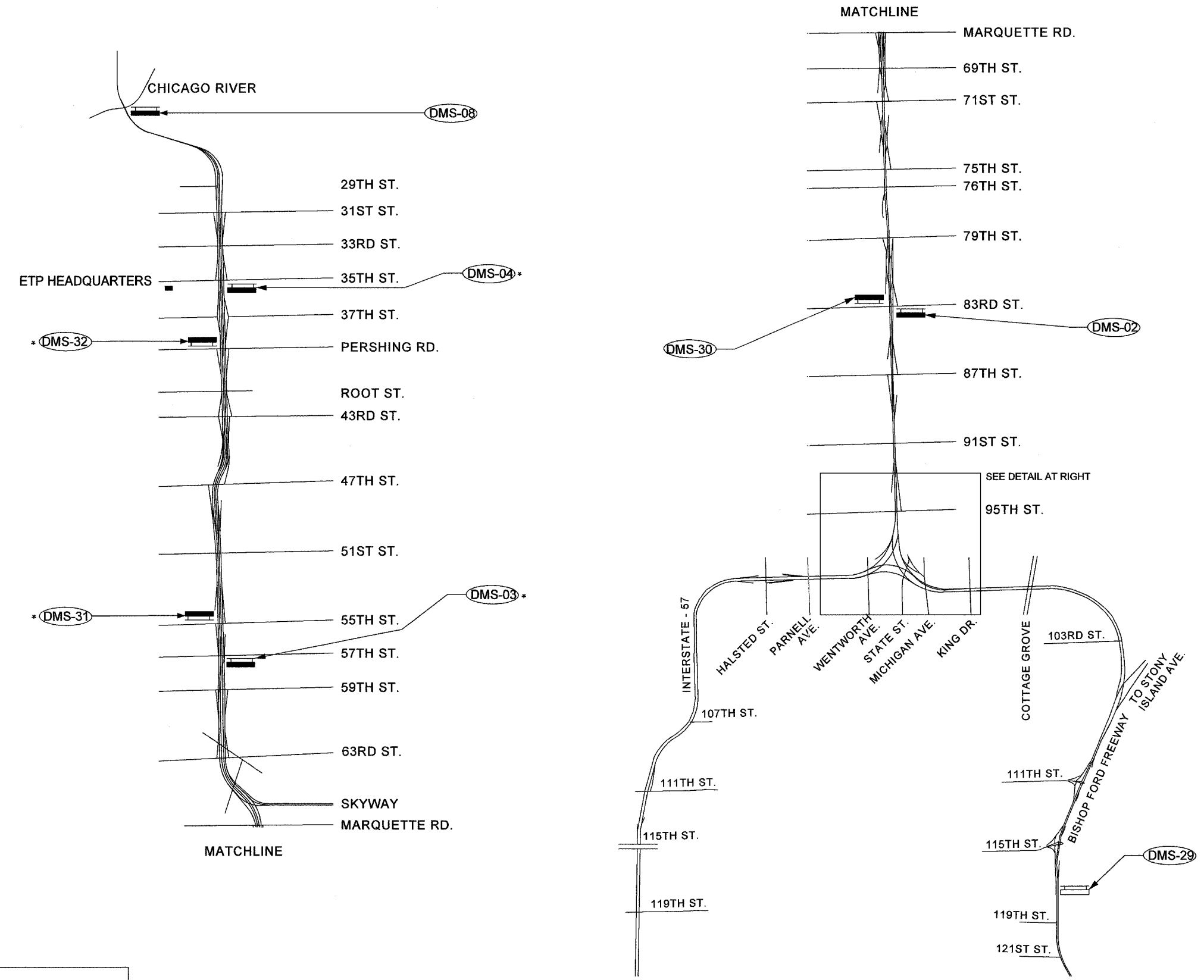
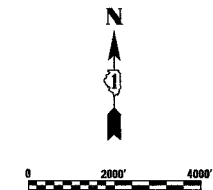
| REVISIONS | | DATE |
|-----------|---------|---------|
| NAME | REVISED | |
| | | 1/21/05 |
| | | |
| | | |
| | | |
| | | |
| | | |
| | | |
| | | |

ILLINOIS DEPARTMENT OF TRANSPORTATION
 F.A.I. 94/90 (DAN RYAN EXPRESSWAY)
 31st STREET to I-57
 LOCATION MAPS FOR FINAL CONDITIONS

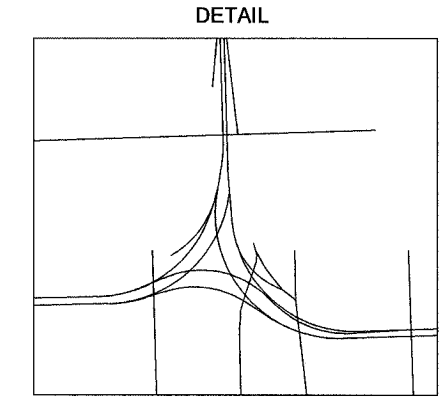
SCALE: 1"=2000' DRAWN BY: MJL
 DATE: October 29, 2004 CHECKED BY: GFR

F:\030019\0311\11\SCADD\CS02002E.SHT 07/24/2005 03:45:21 PM

| | | | |
|---------------------|----------|------------------|-----------|
| SECTION | COUNTY | TOTAL SHEETS | SHEET NO. |
| 2003-0311 | COOK | 976 | 607 |
| STA. | TO STA. | | |
| FED. ROAD DIST. NO. | ILLINOIS | FED. AID PROJECT | |
| 62583 | | | |



| LEGEND | | |
|--------------------------------|-----------------|-----------------|
| FEATURE | SYMBOL-PROPOSED | SYMBOL-EXISTING |
| DYNAMIC MESSAGE SIGN | | |
| SYSTEM DETECTOR STATION - RAMP | | |
| SYSTEM DETECTOR STATION - SPOT | | |
| SYSTEM DETECTOR STATION - FULL | | |
| CCTV CAMERA ASSEMBLY | | |
| FUTURE CAMERA LOCATION | | NA |
| COMMUNICATION HUB | | |
| RAMP METER SIGNAL HEAD | | |
| HAR ANTENNA | | |
| FLASHING BEACON SIGN | | |



NOTE:
 * DMS-03, DMS-31, DMS-32, DMS-04 ARE SHOWN IN THESE PLANS AS INSTALLED ON BUTTERFLY TRUSSES. SITE PLANS FOR THESE DRAWINGS WILL BE MODIFIED BY ADDENDUM TO SHOW TWO SIGNS AT EACH OF THESE LOCATIONS INSTALLED ON SEPARATE FULL SPAN TRUSSES. ONE SIGN WILL BE POSITIONED OVER THE EXPRESS LANES AND ONE OVER THE LOCAL LANES AT EACH LOCATION.

SYS-01

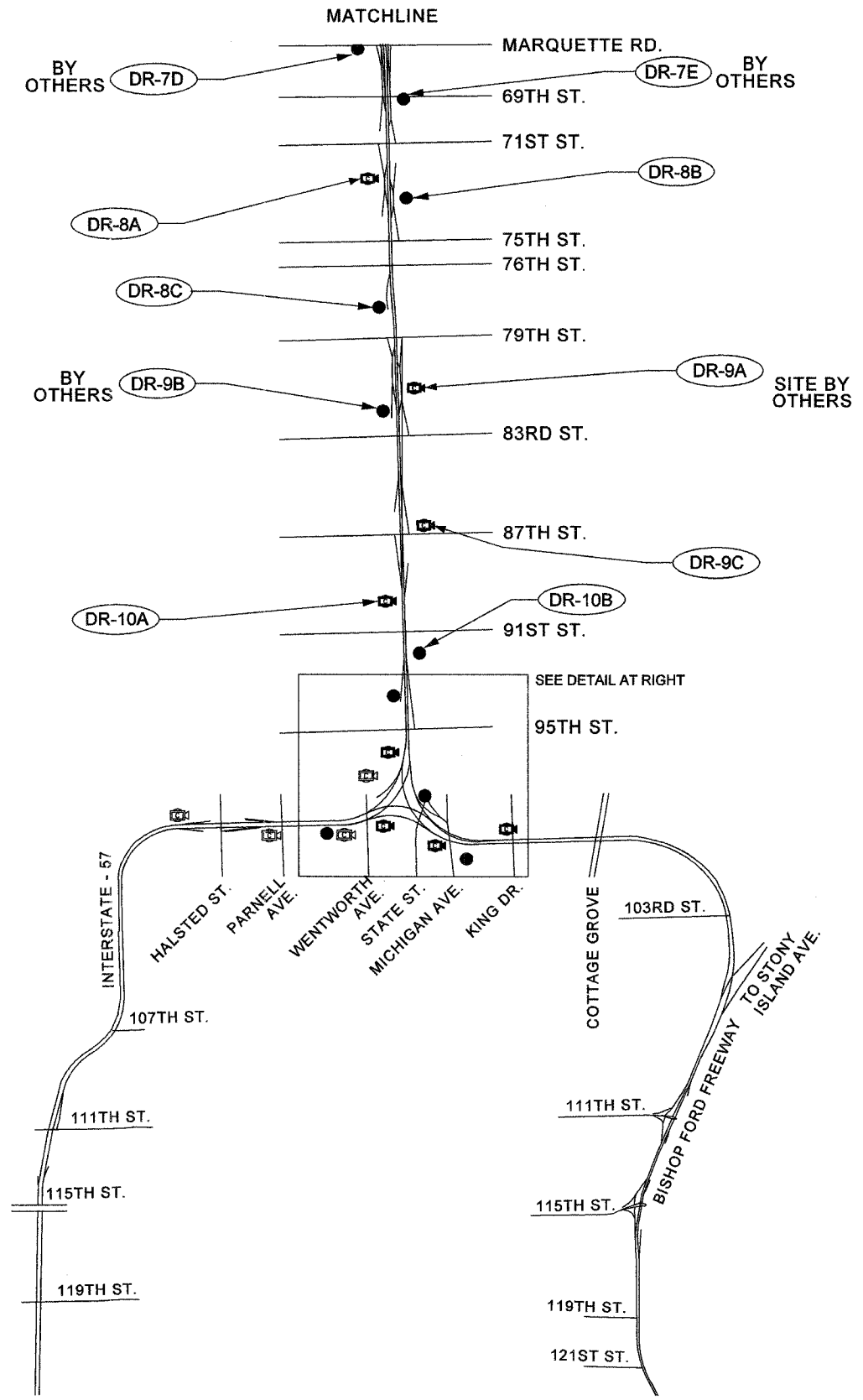
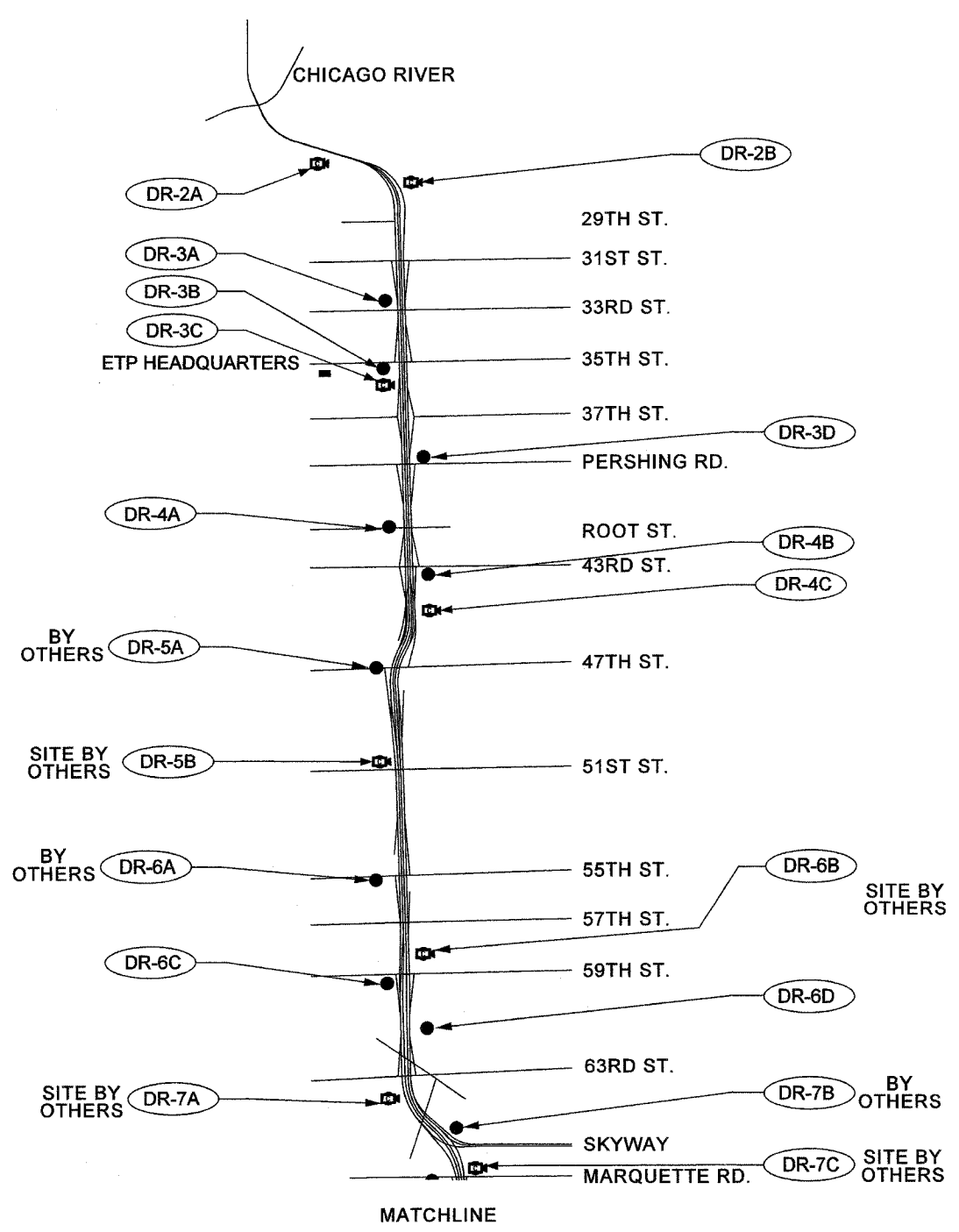
| REVISIONS | |
|-----------|---------|
| NAME | DATE |
| REVISED | 1/21/05 |
| | |
| | |
| | |
| | |
| | |
| | |
| | |
| | |

ILLINOIS DEPARTMENT OF TRANSPORTATION
 F.A.I. 94/90 (DAN RYAN EXPRESSWAY)
 31st STREET to I-57
 DYNAMIC MESSAGE SIGN SUBSYSTEM
 SCALE: 1"=2000'
 DATE: October 29, 2004
 DRAWN BY: CH
 CHECKED BY: MJL

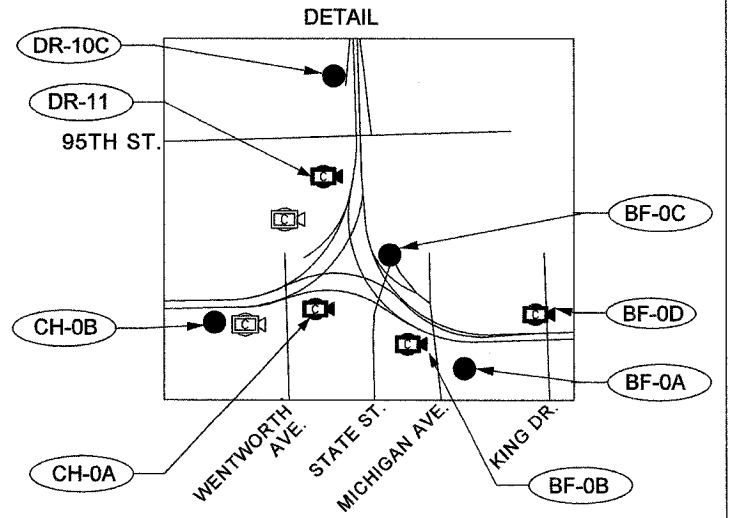
Edwards AND Kelcey
 ONE NORTH FRANKLIN
 CHICAGO, IL 60606
 PHONE: (312) 251-3000
 FAX: (312) 251-3015
 WEB: WWW.EKCORP.COM

F:\03009035\1\SCADD\SYSD020202.PE.SHT 03:45:05 PM 07/24/2005

| | | | | |
|---------------------|-----------|------------------|--------------|-----------|
| F.A.I. RTE. | SECTION | COUNTY | TOTAL SHEETS | SHEET NO. |
| 94/90 | 2003-0311 | COOK | 976 | 608 |
| STA. | TO STA. | | | |
| FED. ROAD DIST. NO. | ILLINOIS | FED. AID PROJECT | 62583 | |



| LEGEND | | |
|--------------------------------|-----------------|-----------------|
| FEATURE | SYMBOL-PROPOSED | SYMBOL-EXISTING |
| DYNAMIC MESSAGE SIGN | [Symbol] | [Symbol] |
| SYSTEM DETECTOR STATION - RAMP | [Symbol] | [Symbol] |
| SYSTEM DETECTOR STATION - SPOT | [Symbol] | [Symbol] |
| SYSTEM DETECTOR STATION - FULL | [Symbol] | [Symbol] |
| CCTV CAMERA ASSEMBLY | [Symbol] | [Symbol] |
| FUTURE CAMERA LOCATION | [Symbol] | NA |
| COMMUNICATION HUB | [Symbol] | [Symbol] |
| RAMP METER SIGNAL HEAD | [Symbol] | [Symbol] |
| HAR ANTENNA | [Symbol] | [Symbol] |
| FLASHING BEACON SIGN | [Symbol] | [Symbol] |



NOTE: LOCATIONS LISTED AS 'BY OTHERS' DENOTE FUTURE CAMERA LOCATIONS INSTALLED BY OTHERS UNDER A SEPARATE CONTRACT (62733). LOCATIONS LISTED AS 'SITE BY OTHERS' DENOTE PROPOSED CCTV CAMERA LOCATIONS WHERE ONLY THE INSTALLATION AND CONNECTION OF THE CCTV CAMERA SYSTEM AND CCTV CABINET EQUIPMENT IS INCLUDED IN THIS CONTRACT.

Edwards AND Kelcey
 ONE NORTH FRANKLIN
 CHICAGO, IL 60606
 PHONE: (312) 251-3000
 FAX: (312) 251-3015
 WEB: WWW.EKCORP.COM

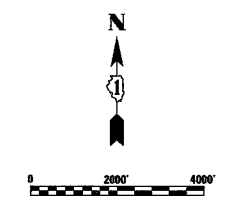
| REVISIONS | |
|-----------|------|
| NAME | DATE |
| | |
| | |
| | |
| | |
| | |
| | |
| | |
| | |
| | |
| | |

ILLINOIS DEPARTMENT OF TRANSPORTATION
 F.A.I. 94/90 (DAN RYAN EXPRESSWAY)
 31st STREET TO I-57
 CLOSED CIRCUIT TELEVISION SUBSYSTEM
 SCALE: 1"=2000'
 DATE: October 29, 2004
 DRAWN BY: CJH
 CHECKED BY: MJL

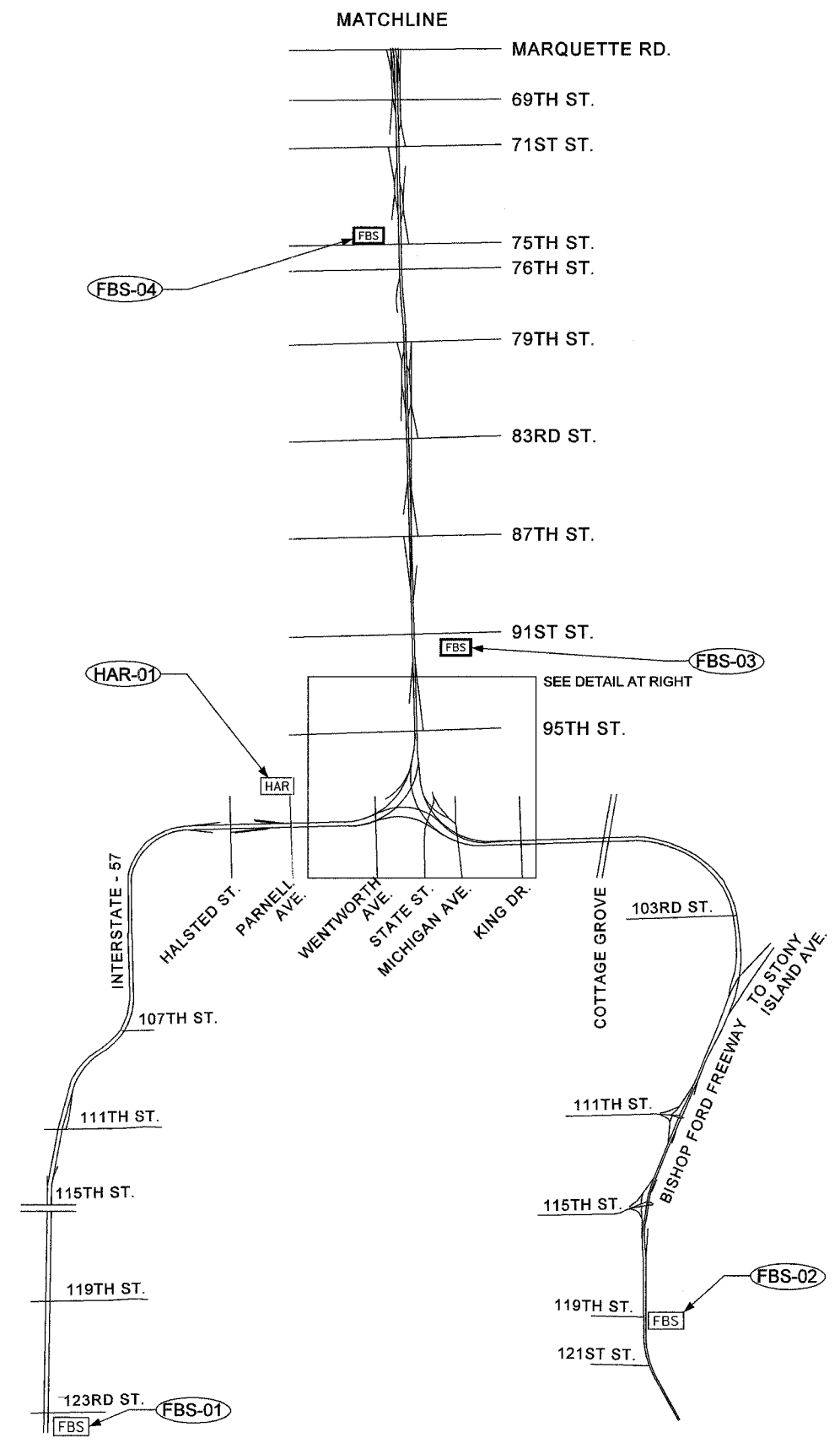
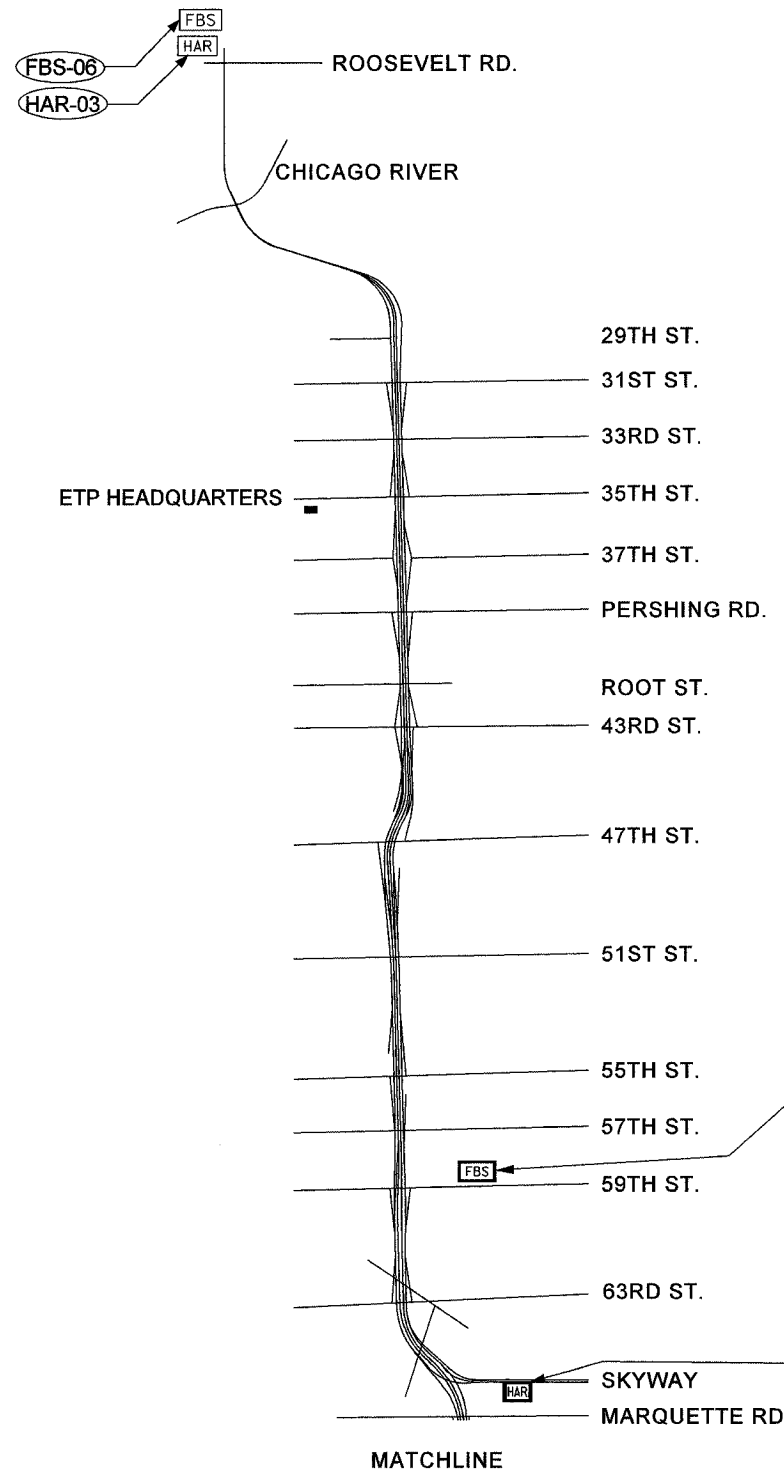
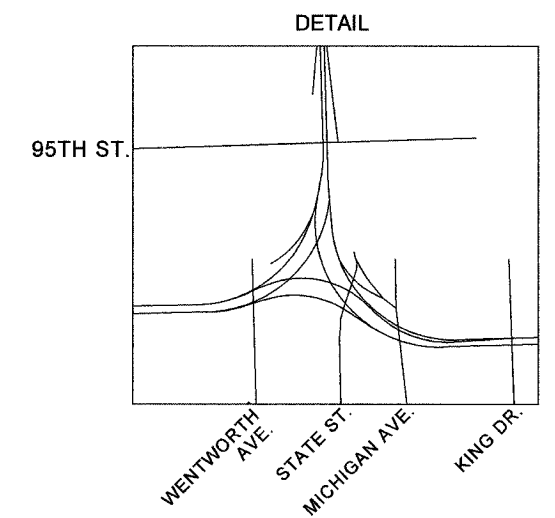
SYS-02

10/14/2004 09:30:15 AM

| | | | |
|---------------------|--------|---------------------------|-----------|
| SECTION | COUNTY | TOTAL SHEETS | SHEET NO. |
| 2003-0311 | COOK | 976 | 609 |
| STA. TO STA. | | | |
| FED. ROAD DIST. NO. | | ILLINOIS FED. AID PROJECT | |
| 62583 | | | |



| LEGEND | | |
|--------------------------------|-----------------|-----------------|
| FEATURE | SYMBOL-PROPOSED | SYMBOL-EXISTING |
| DYNAMIC MESSAGE SIGN | | |
| SYSTEM DETECTOR STATION - RAMP | | |
| SYSTEM DETECTOR STATION - SPOT | | |
| SYSTEM DETECTOR STATION - FULL | | |
| CCTV CAMERA ASSEMBLY | | |
| FUTURE CAMERA LOCATION | | NA |
| COMMUNICATION HUB | | |
| RAMP METER SIGNAL HEAD | | |
| HAR ANTENNA | | |
| FLASHING BEACON SIGN | | |



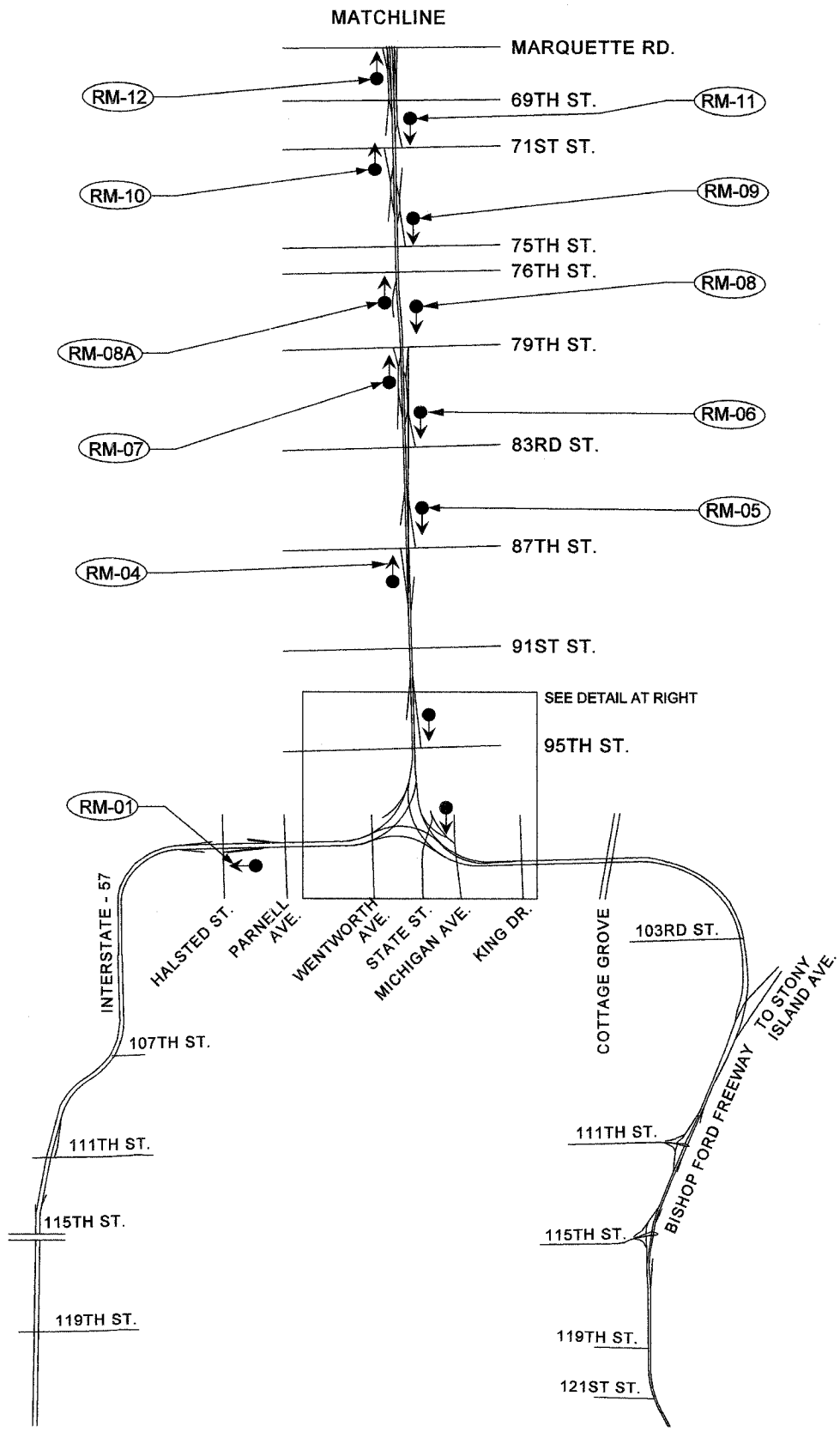
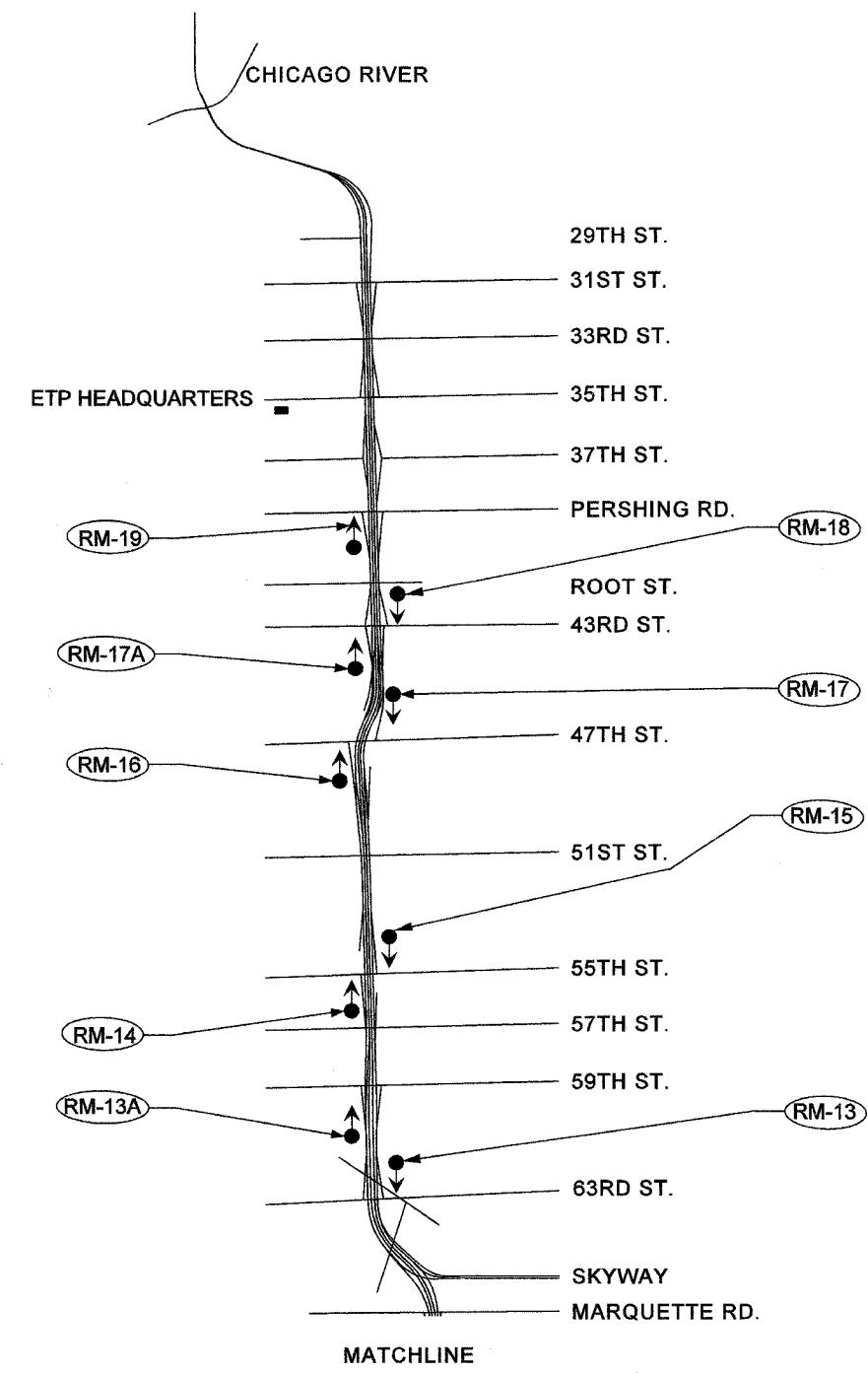
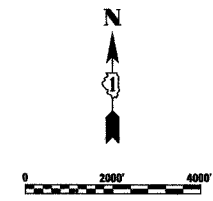
| REVISIONS | |
|-----------|---------|
| NAME | DATE |
| REVISED | 1/21/05 |
| | |
| | |
| | |
| | |
| | |
| | |
| | |
| | |

SYS-03
 ILLINOIS DEPARTMENT OF TRANSPORTATION
 F.A.I. 94/90 (DAN RYAN EXPRESSWAY)
 31st STREET to I-57
 HIGHWAY ADVISORY RADIO SUBSYSTEM
 SCALE: 1"=2000'
 DATE: October 29, 2004
 DRAWN BY: BMW
 CHECKED BY: MJL

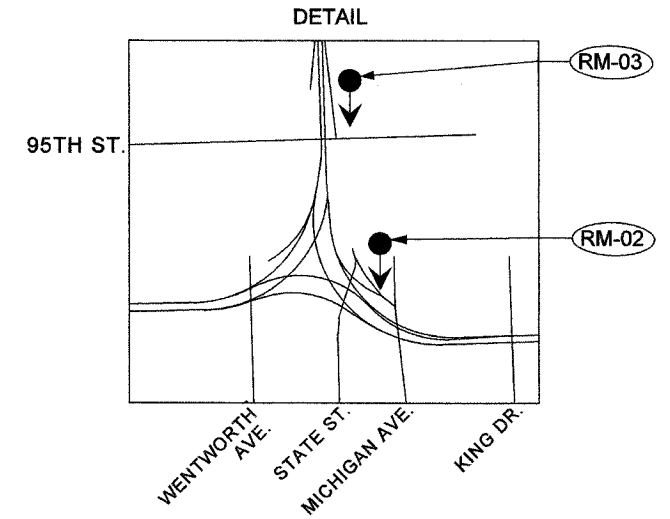
Edwards AND Kelcey
 ONE NORTH FRANKLIN
 CHICAGO, IL 60606
 PHONE: (312) 251-3000
 FAX: (312) 251-3015
 WEB: WWW.EKCORP.COM

P:\03009\0311\SYSCADD\SY020303E.SHT 01/21/2005 01:03:37 PM

| | | | |
|---------------------|----------|------------------|-----------|
| SECTION | COUNTY | TOTAL SHEETS | SHEET NO. |
| 2003-031I | COOK | 976 | 410 |
| STA. | TO STA. | | |
| FED. ROAD DIST. NO. | ILLINOIS | FED. AID PROJECT | |
| 62583 | | | |



| LEGEND | | |
|--------------------------------|-----------------|-----------------|
| FEATURE | SYMBOL-PROPOSED | SYMBOL-EXISTING |
| DYNAMIC MESSAGE SIGN | | |
| SYSTEM DETECTOR STATION - RAMP | | |
| SYSTEM DETECTOR STATION - SPOT | | |
| SYSTEM DETECTOR STATION - FULL | | |
| CCTV CAMERA ASSEMBLY | | |
| FUTURE CAMERA LOCATION | | NA |
| COMMUNICATION HUB | | |
| RAMP METER SIGNAL HEAD | | |
| HAR ANTENNA | | |
| FLASHING BEACON SIGN | | |



Edwards AND Kelcey
 ONE NORTH FRANKLIN
 CHICAGO, IL 60606
 PHONE: (312) 251-3000
 FAX: (312) 251-3015
 WEB: WWW.EKCORP.COM

| REVISIONS | |
|-----------|------|
| NAME | DATE |
| | |
| | |
| | |
| | |
| | |
| | |
| | |
| | |
| | |
| | |

ILLINOIS DEPARTMENT OF TRANSPORTATION
 F.A.I. 94/90 (DAN RYAN EXPRESSWAY)
 31st STREET to I-57

RAMP METERING SUBSYSTEM

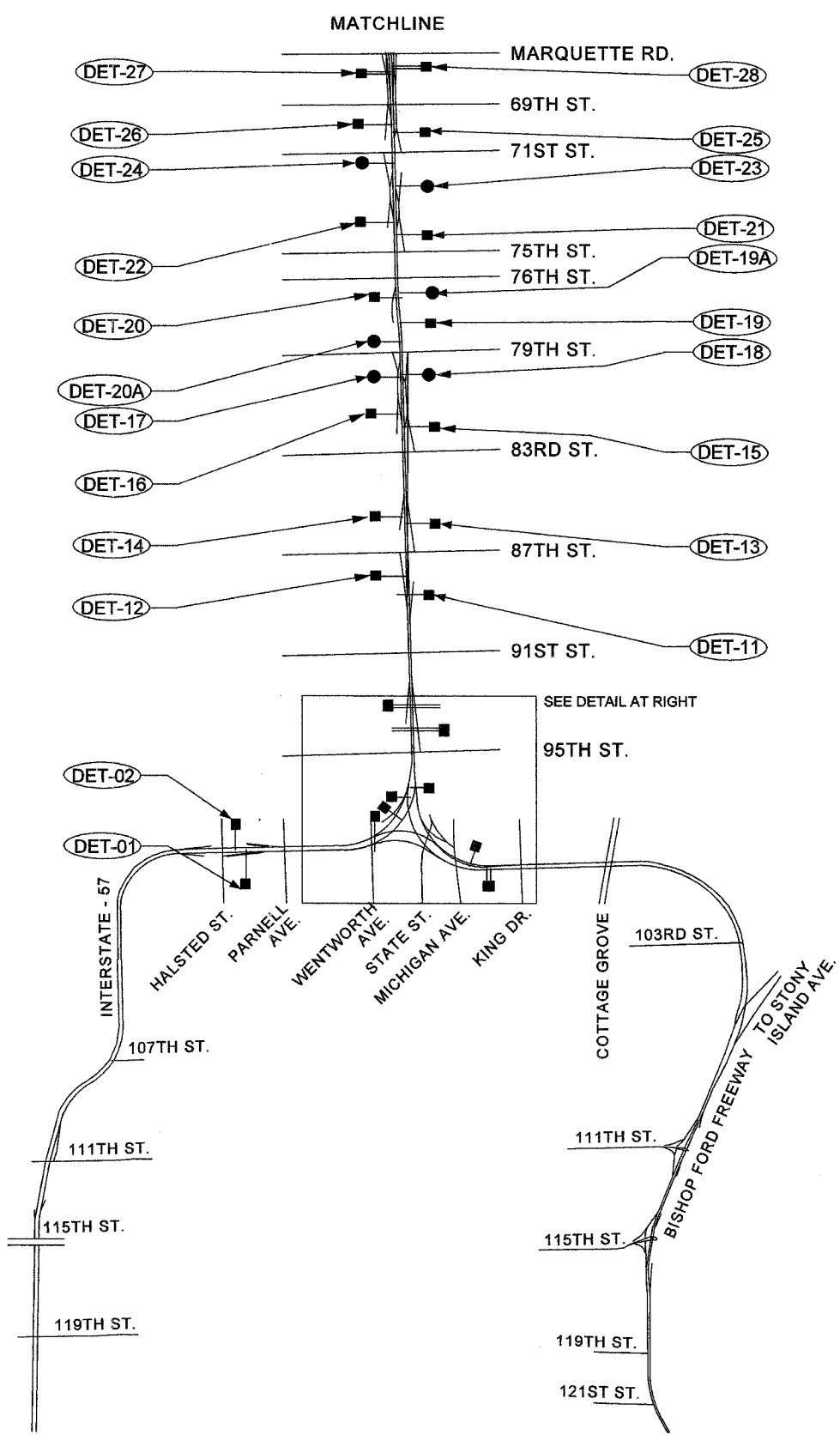
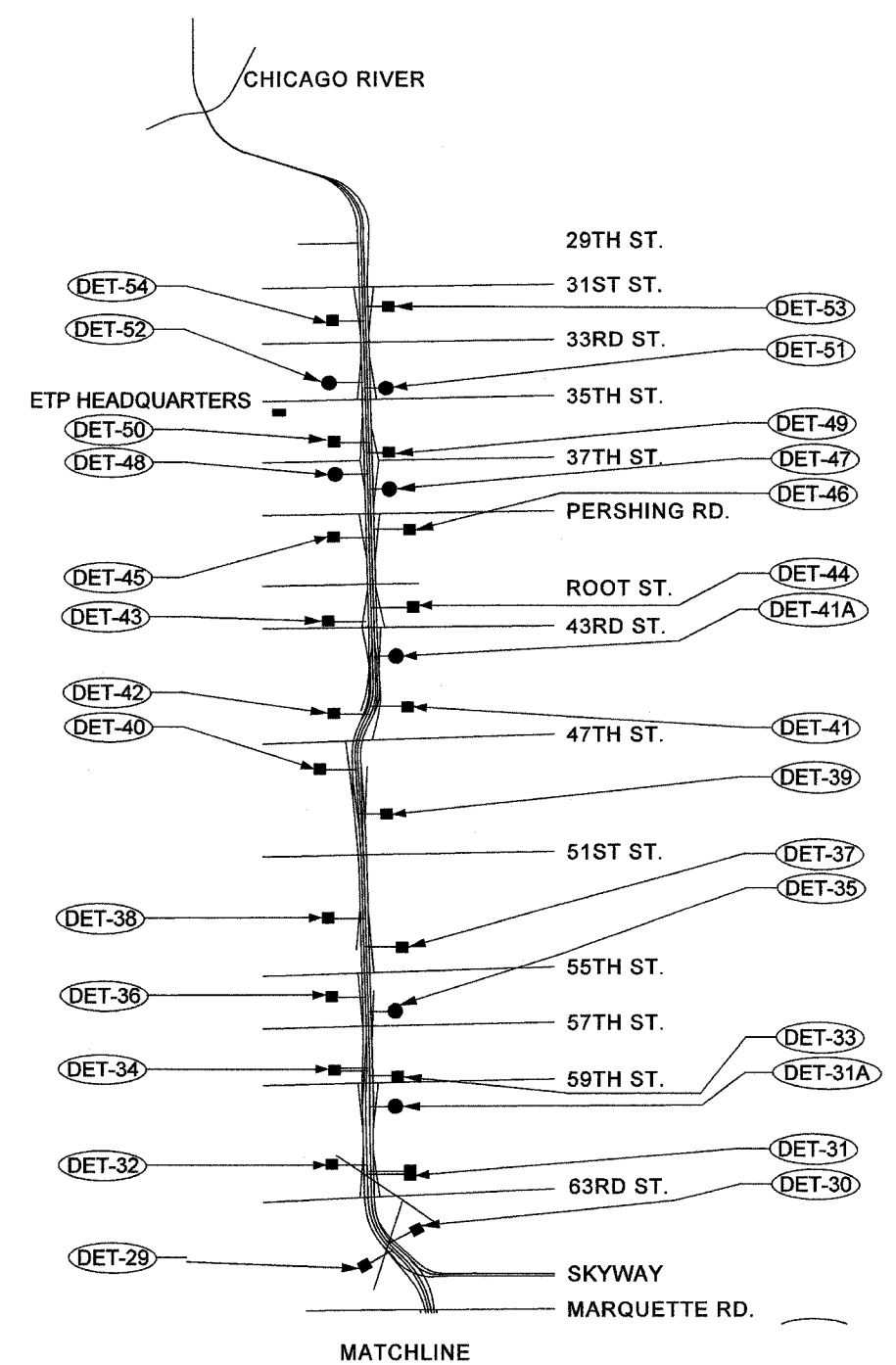
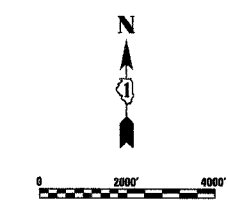
SCALE: 1"=2000'
 DATE: October 29, 2004

DRAWN BY: MJL
 CHECKED BY: GFR

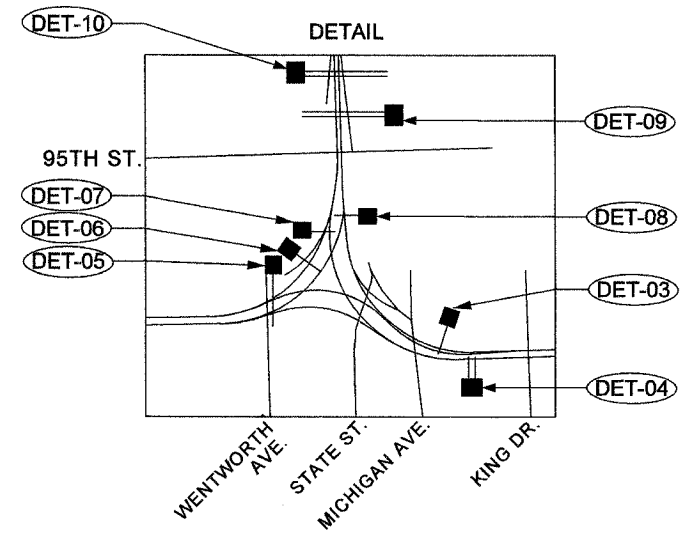
SYS-04

10/15/2004 03:40:47 PM

| | | | |
|--------------|--------|---|-----------|
| SECTION | COUNTY | TOTAL SHEETS | SHEET NO. |
| 2003-0311 | COOK | 976 | 411 |
| STA. TO STA. | | FED. ROAD DIST. NO. ILLINOIS FED. AID PROJECT | |
| 62583 | | | |



| LEGEND | | |
|--------------------------------|-----------------|-----------------|
| FEATURE | SYMBOL-PROPOSED | SYMBOL-EXISTING |
| DYNAMIC MESSAGE SIGN | | |
| SYSTEM DETECTOR STATION - RAMP | | |
| SYSTEM DETECTOR STATION - SPOT | | |
| SYSTEM DETECTOR STATION - FULL | | |
| CCTV CAMERA ASSEMBLY | | |
| FUTURE CAMERA LOCATION | | NA |
| COMMUNICATION HUB | | |
| RAMP METER SIGNAL HEAD | | |
| HAR ANTENNA | | |
| FLASHING BEACON SIGN | | |



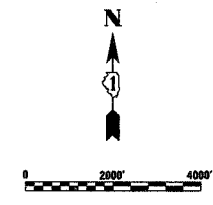
Edwards AND Kelcey
 ONE NORTH FRANKLIN
 CHICAGO, IL 60606
 PHONE: (312) 251-3000
 FAX: (312) 251-3015
 WEB: WWW.EKCORP.COM

| REVISIONS | |
|-----------|------|
| NAME | DATE |
| | |
| | |
| | |
| | |
| | |
| | |
| | |
| | |
| | |
| | |

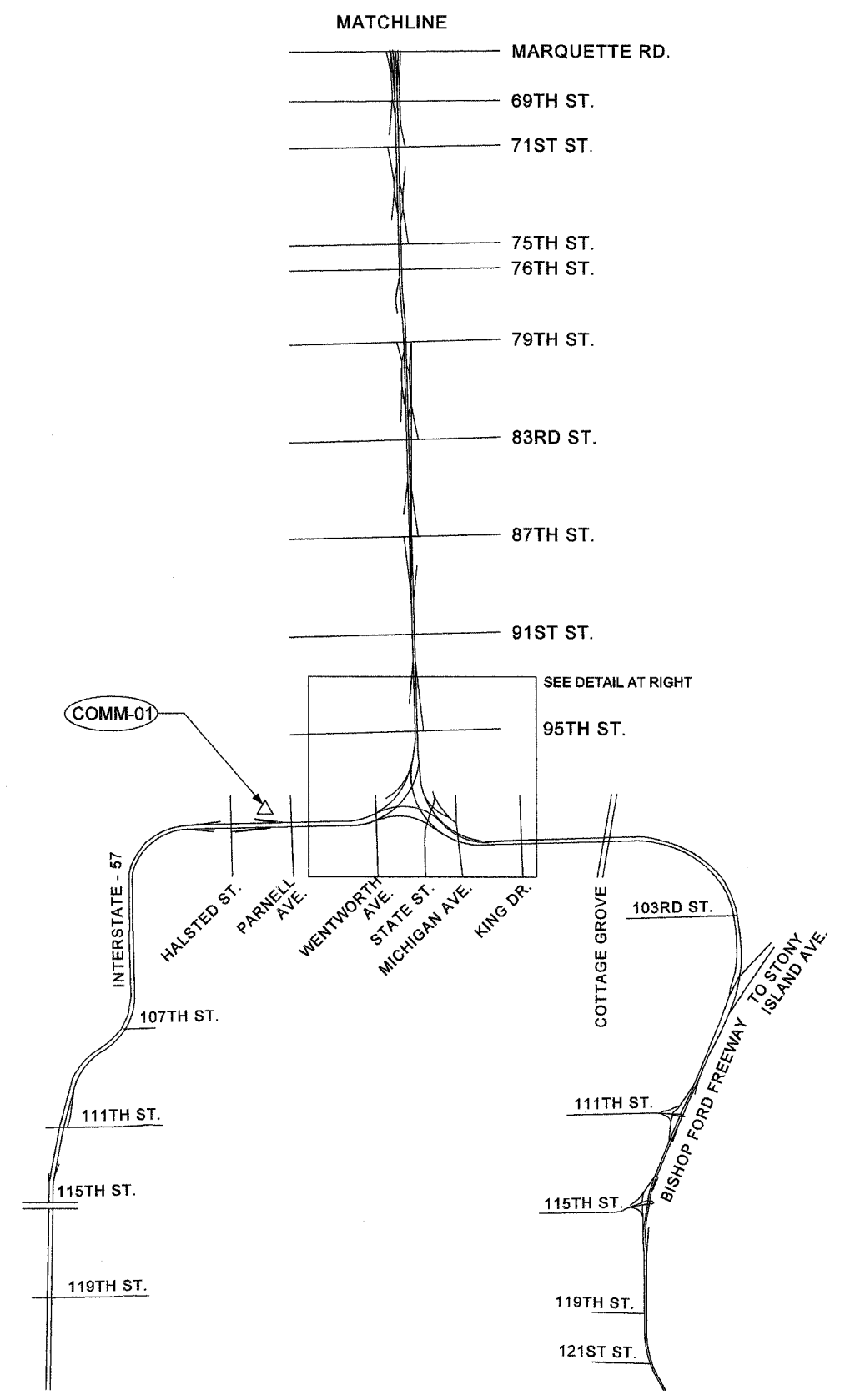
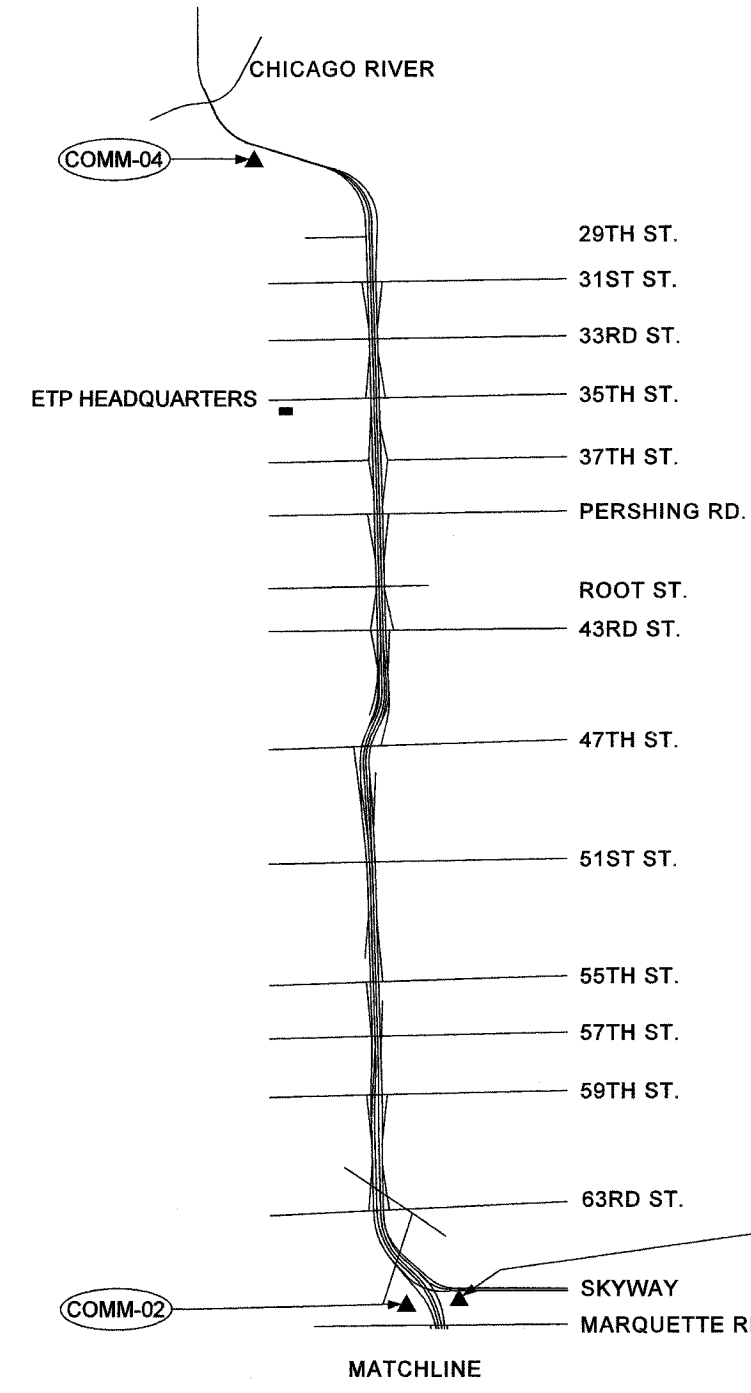
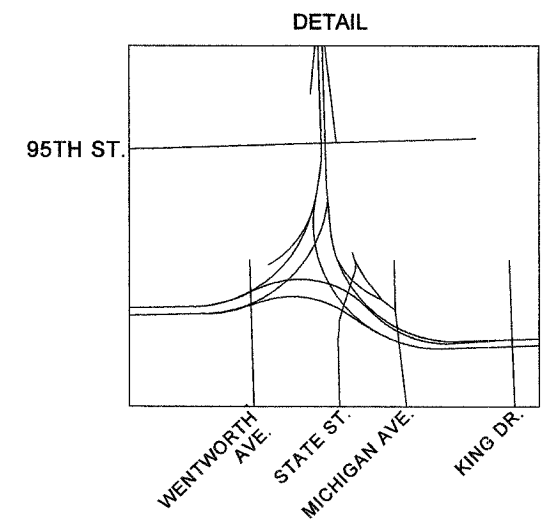
ILLINOIS DEPARTMENT OF TRANSPORTATION
 F.A.I. 94/90 (DAN RYAN EXPRESSWAY)
 31st STREET TO I-57
 SYSTEM DETECTOR STATION SUBSYSTEM
 SCALE: 1"=2000'
 DATE: October 29, 2004
 DRAWN BY: MJL
 CHECKED BY: GFR

10/15/2004 03:40:08 PM

| | | | |
|--------------|--------|---------------------------|-----------|
| SECTION | COUNTY | TOTAL SHEETS | SHEET NO. |
| 2003-0311 | COOK | 976 | 172 |
| STA. TO STA. | | ILLINOIS FED. AID PROJECT | |
| 62583 | | | |



| LEGEND | | |
|--------------------------------|-----------------|-----------------|
| FEATURE | SYMBOL-PROPOSED | SYMBOL-EXISTING |
| DYNAMIC MESSAGE SIGN | | |
| SYSTEM DETECTOR STATION - RAMP | | |
| SYSTEM DETECTOR STATION - SPOT | | |
| SYSTEM DETECTOR STATION - FULL | | |
| CCTV CAMERA ASSEMBLY | | |
| FUTURE CAMERA LOCATION | | NA |
| COMMUNICATION HUB | | |
| RAMP METER SIGNAL HEAD | | |
| HAR ANTENNA | | |
| FLASHING BEACON SIGN | | |



| REVISIONS | |
|-----------|------|
| NAME | DATE |
| | |
| | |
| | |
| | |
| | |
| | |
| | |
| | |
| | |

ILLINOIS DEPARTMENT OF TRANSPORTATION
 F.A.I. 94/90 (DAN RYAN EXPRESSWAY)
 31st STREET to I-57

COMMUNICATIONS BACKBONE
 SUBSYSTEM SCHEMATIC

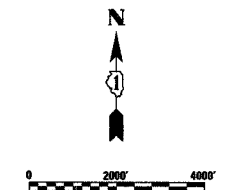
SCALE: 1"=2000'
 DATE: October 29, 2004

DRAWN BY: MJL
 CHECKED BY: GFR

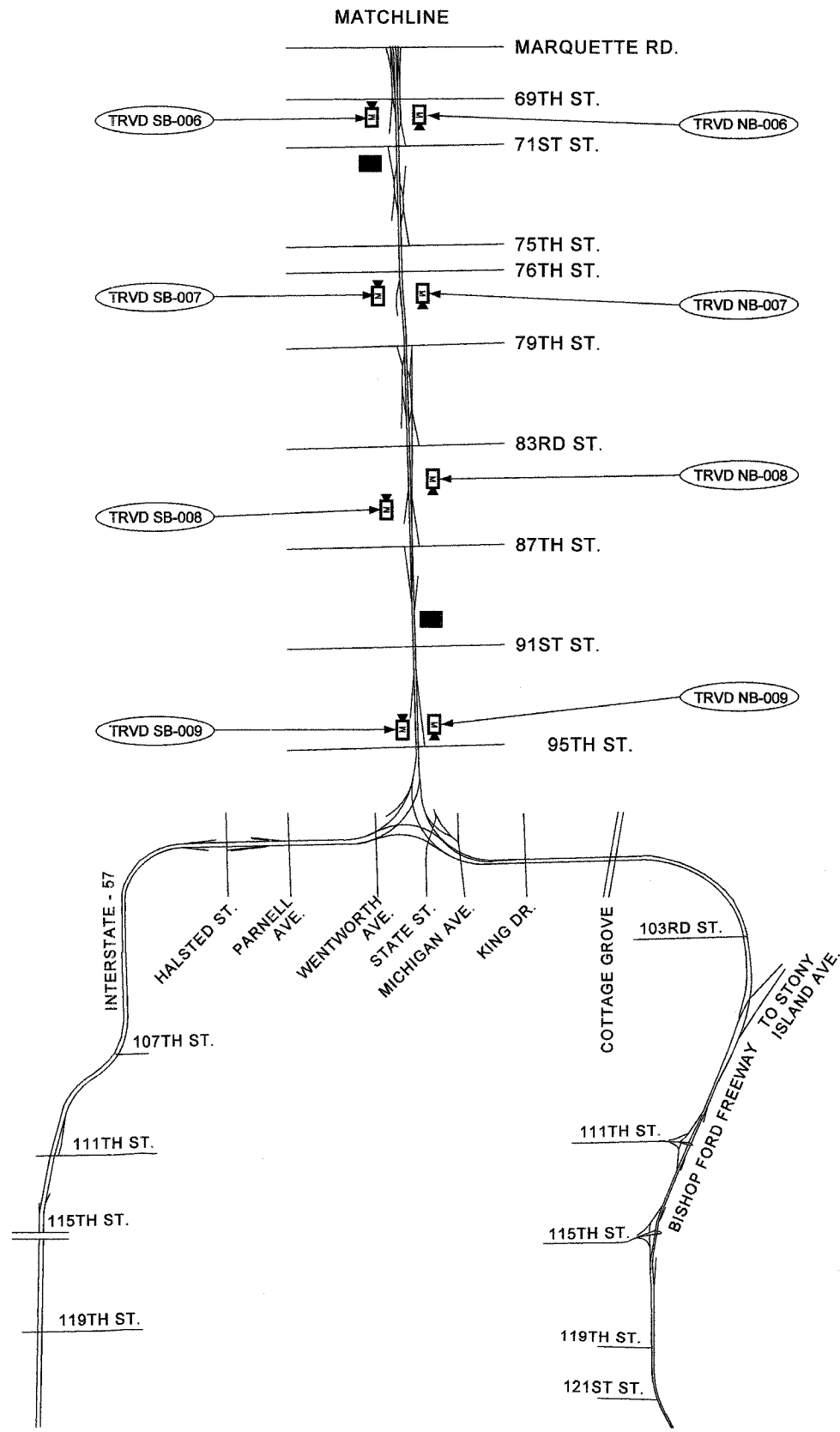
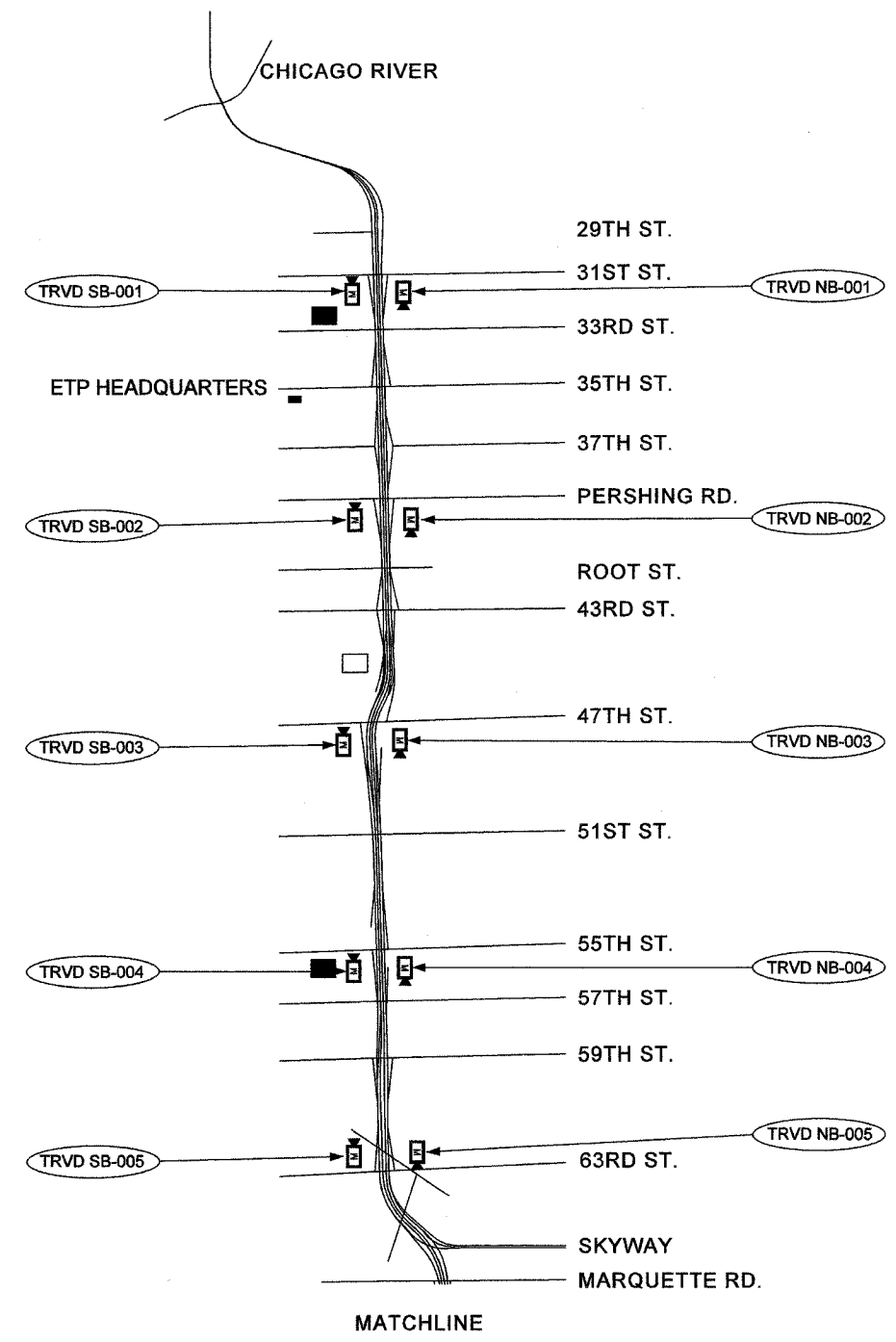
Edwards AND Kelcey
 ONE NORTH FRANKLIN
 CHICAGO, IL 60606
 PHONE: (312) 251-3000
 FAX: (312) 251-3015
 WEB: WWW.EKCORP.COM

07/15/2004 03:40:21 PM

| | | | |
|---------------------|----------|------------------|-----------|
| SECTION | COUNTY | TOTAL SHEETS | SHEET NO. |
| 2003-0311 | COOK | 976 | 413 |
| STA. 62583 | TO STA. | | |
| FED. ROAD DIST. NO. | ILLINOIS | FED. AID PROJECT | |
| 62583 | | | |



P:\030019\0311\16\cadd\sys07\2007\2e.dwg



| LEGEND | | |
|--------------------------------|-----------------|-----------------|
| FEATURE | SYMBOL-PROPOSED | SYMBOL-EXISTING |
| DYNAMIC MESSAGE SIGN | | |
| SYSTEM DETECTOR STATION - RAMP | | |
| SYSTEM DETECTOR STATION - SPOT | | |
| SYSTEM DETECTOR STATION - FULL | | |
| CCTV CAMERA ASSEMBLY | | |
| FUTURE CAMERA LOCATION | | NA |
| COMMUNICATION HUB | | |
| RAMP METER SIGNAL HEAD | | |
| HAR ANTENNA | | |
| FLASHING BEACON SIGN | | |
| TEMPORARY DETECTION SITE | | NA |
| TEMPORARY DETECTION HUB | | |

Edwards AND Kelcey
 ONE NORTH FRANKLIN
 CHICAGO, IL 60606
 PHONE: (312) 251-3000
 FAX: (312) 251-3015
 WEB: WWW.EKCORP.COM

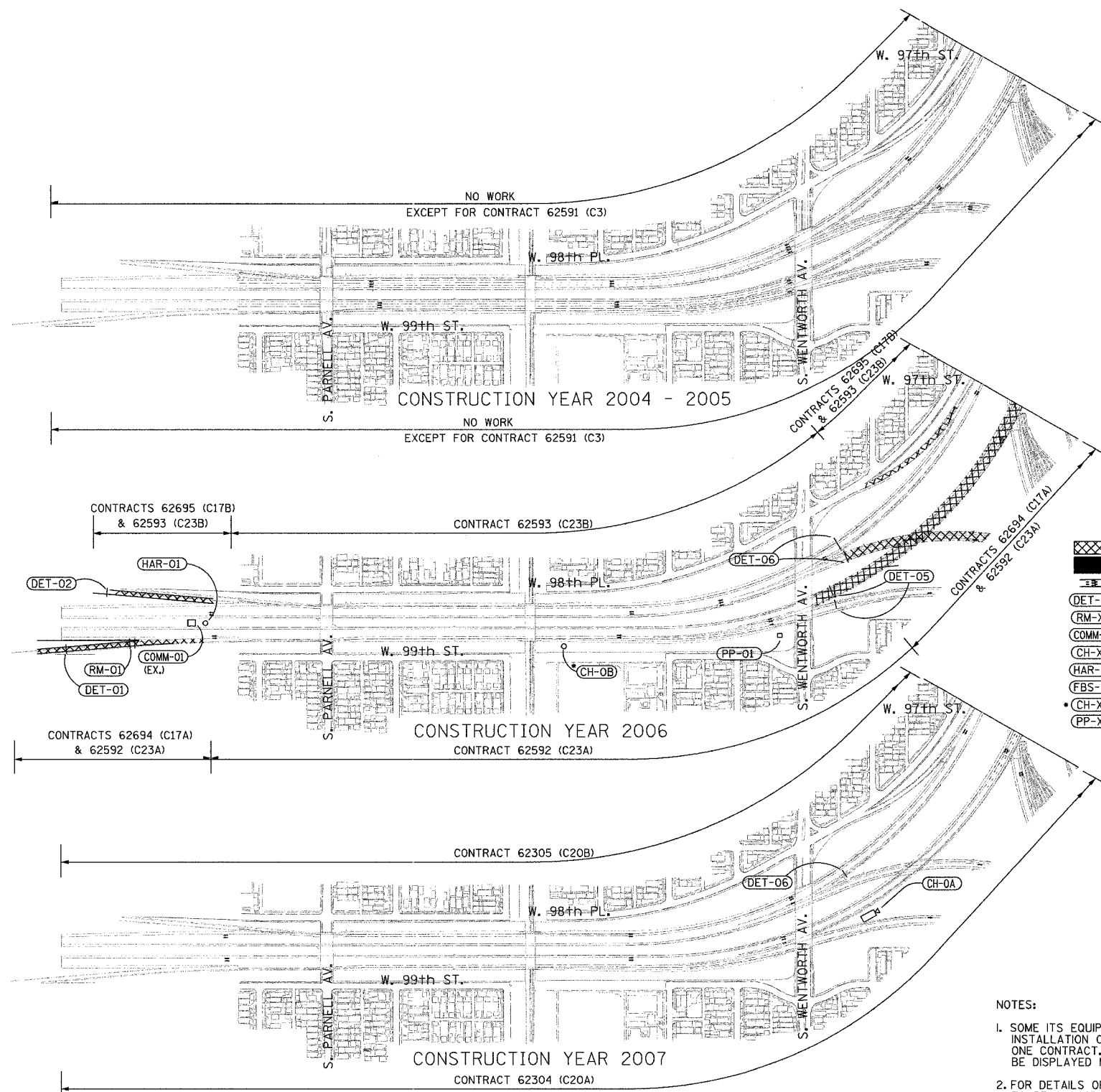
| REVISIONS | |
|-----------|------|
| NAME | DATE |
| | |
| | |
| | |
| | |
| | |
| | |
| | |
| | |
| | |
| | |

ILLINOIS DEPARTMENT OF TRANSPORTATION
 F.A.I. 94/90 (DAN RYAN EXPRESSWAY)
 31st STREET to I-57
 TEMPORARY DETECTION SUBSYSTEM
 SCALE: 1"=2000'
 DATE: October 29, 2004
 DRAWN BY: CH
 CHECKED BY: MJL

SYS-07

10/14/2004 09:30:25 AM

| | | | | |
|--------------------------------|-----------|------------------|--------------|-----------|
| F.A.I. RTE. | SECTION | COUNTY | TOTAL SHEETS | SHEET NO. |
| 90/94 | 2003-031I | COOK | 976 | 614 |
| STA. | TO STA. | | | |
| FED. ROAD DIST. NO. 1 ILLINOIS | | FED. AID PROJECT | | |
| 62583 | | | | |



- LEGEND:**
- AREA UNDER CONSTRUCTION (C17A & C17B)
 - AREA UNDER CONSTRUCTION (ALL OTHER CONTRACTS)
 - TRAFFIC LANES DURING CONSTRUCTION
 - VEHICLE DETECTION SITE
 - RAMP METER SITE
 - COMMUNICATIONS SHELTER SITE
 - I-57 SURVEILLANCE CAMERA SITE
 - HIGHWAY ADVISORY RADIO SITE
 - FLASHING BEACON SIGN SITE
 - I-57 "FUTURE" SURVEILLANCE CAMERA SITE
 - CABLE PULLING PEDESTAL LOCATION

- BEYOND PROJECT LIMITS:**
- FBS-01
- NOTES:**
- SOME ITS EQUIPMENT SITES REQUIRE THE INSTALLATION OF EQUIPMENT IN MORE THAN ONE CONTRACT, THEREFORE, SITE LABELS MAY BE DISPLAYED MORE THAN ONE TIME.
 - FOR DETAILS OF SITE-SPECIFIC ITS EQUIPMENT TO BE PLACED IN EACH DAN RYAN CONTRACT, SEE THE "DAN RYAN ITS CONSTRUCTION STAGING-PROPOSED EQUIPMENT INSTALLATION BY CONTRACT" TABLE IN THE SPECIAL PROVISIONS.

ROADWAY CONTRACT SUMMARY

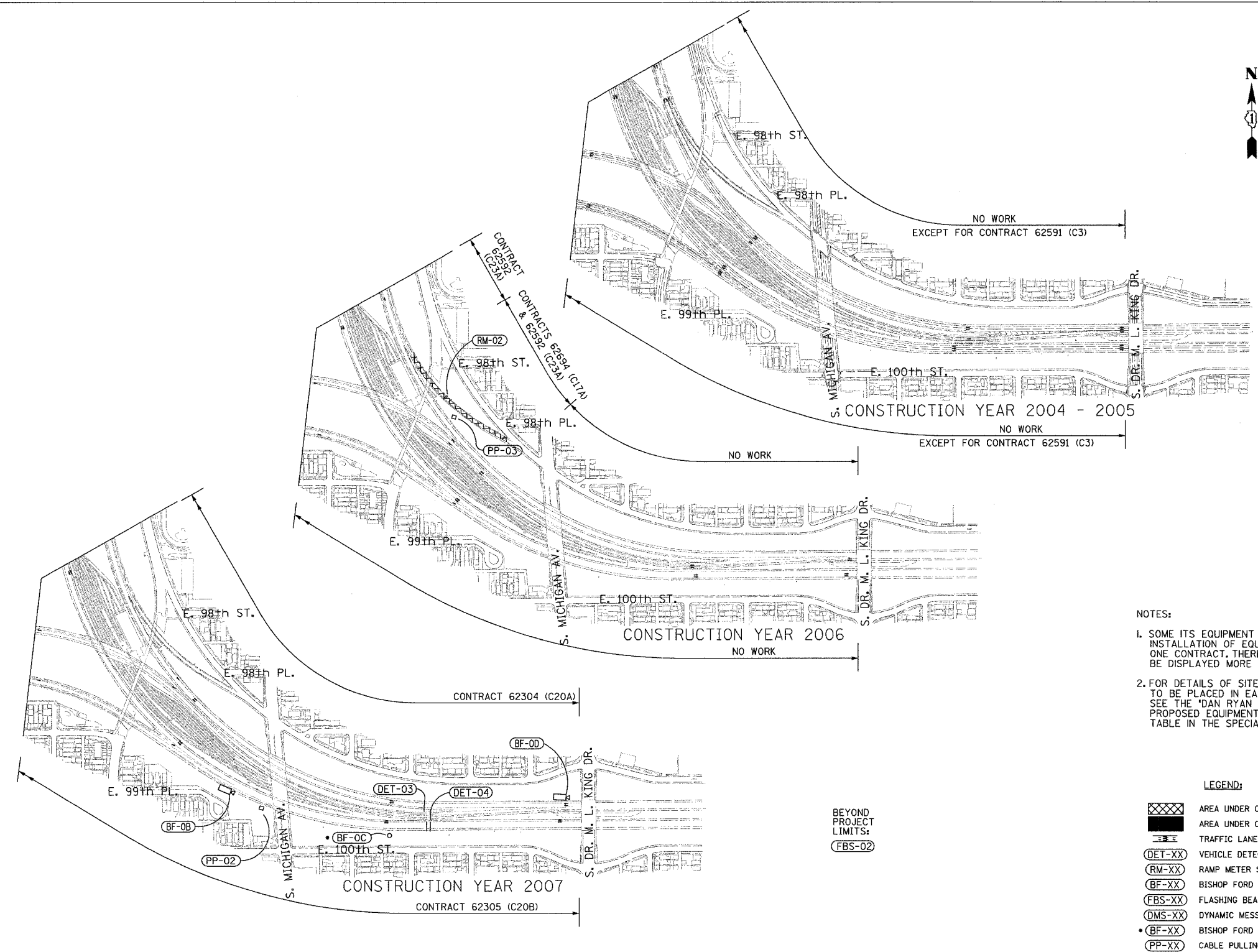
| CONSTRUCTION YEAR 2004 - 2005 | | | | | CONSTRUCTION YEAR 2004 - 2005 | | | | | CONSTRUCTION YEAR 2006 | | | | | CONSTRUCTION YEAR 2007 | | | | |
|-------------------------------|-----------------------|--------------|--------------|-----------------|-------------------------------|----------------------|--------------|--------------|-----------------|------------------------|--------------------|--------------|--------------|-----------------|------------------------|------------------|--------------|--------------|-----------------|
| CONTRACT NUMBER | DESCRIPTION | LOCATION | LETTING DATE | DESIGN ENGINEER | CONTRACT NUMBER | DESCRIPTION | LOCATION | LETTING DATE | DESIGN ENGINEER | CONTRACT NUMBER | DESCRIPTION | LOCATION | LETTING DATE | DESIGN ENGINEER | CONTRACT NUMBER | DESCRIPTION | LOCATION | LETTING DATE | DESIGN ENGINEER |
| 62591 | STORM SEWER JACKING | 95TH TO 67TH | SEPT. 2003 | TY LIN | 62692 | WATER MAIN CROSSINGS | 95TH TO 75TH | SEPT. 2004 | TY LIN | 62300 | N.B. EXPRESS LANES | 71ST TO 31ST | SEPT. 2005 | CTE/BB&A | 62304 | N.B. LANES 1,2,3 | 95TH TO 71ST | SEPT. 2006 | TY LIN |
| 62594 | C-D RAMP | 83RD TO 79TH | JAN. 2004 | TY LIN | 62693 | C-D RAMP/WALLS | 63RD TO 59TH | JAN. 2005 | CTE | 62302 | S.B. EXPRESS LANES | 71ST TO 31ST | SEPT. 2005 | CTE/BB&A | 62305 | S.B. LANES 1,2,3 | 95TH TO 71ST | SEPT. 2006 | TY LIN |
| 62691 | WATER MAIN CROSSINGS | 69TH TO 32ND | MAR. 2004 | CTE | | | | | | 62301 | NB LOCAL LANES | 71ST TO 31ST | SEPT. 2006 | CTE/BB&A | 62592 | N.B. LANES 4,5 | 95TH TO 71ST | SEPT. 2005 | TY LIN |
| 62590 | C-D RAMP | 71ST TO 67TH | APR. 2004 | CTE/E&K | | | | | | 62303 | SB LOCAL LANES | 71ST TO 31ST | SEPT. 2006 | CTE/BB&A | 62584 | N.B. RAMP | 39TH TO 31ST | JULY 2004 | BB&A |
| 62587 | WELLS ST. REALIGNMENT | 66TH TO 64TH | APR. 2004 | CTE/E&K | | | | | | | | | | | | | | | |
| 62586 | FRONTAGE ROADS & RAMP | 59TH TO 47TH | JULY 2004 | CTE | | | | | | | | | | | | | | | |
| 62589 | SKYWAY INTERCHANGE | 67TH TO 63RD | APR. 2004 | CTE | | | | | | | | | | | | | | | |
| 62585 | S.B. RAMP | 39TH TO 31ST | JULY 2004 | BB&A | | | | | | | | | | | | | | | |
| 62584 | N.B. RAMP | 39TH TO 31ST | JULY 2004 | BB&A | | | | | | | | | | | | | | | |

| REVISIONS | |
|-----------|---------|
| NAME | DATE |
| REVISED | 1/21/05 |
| | |
| | |
| | |
| | |
| | |
| | |
| | |
| | |

ILLINOIS DEPARTMENT OF TRANSPORTATION
 F.A.I. 90/94 (DAN RYAN EXPRESSWAY)
 31st STREET to I-57
 ITS CONSTRUCTION STAGING
 AND SITE LOCATION OVERVIEW
 SCALE: 1"=300'
 DATE: October 29, 2004
 DRAWN BY: MF
 CHECKED BY: DH



| | | | | |
|-----------------------|-----------|------------------|--------------|-----------|
| F.A.I. RTE. | SECTION | COUNTY | TOTAL SHEETS | SHEET NO. |
| 90/94 | 2003-0311 | COOK | 976 | 615 |
| STA. | TO STA. | | | |
| FED. ROAD DIST. NO. 1 | ILLINOIS | FED. AID PROJECT | 62583 | |



- NOTES:
- SOME ITS EQUIPMENT SITES REQUIRE THE INSTALLATION OF EQUIPMENT IN MORE THAN ONE CONTRACT. THEREFORE, SITE LABELS MAY BE DISPLAYED MORE THAN ONE TIME.
 - FOR DETAILS OF SITE-SPECIFIC ITS EQUIPMENT TO BE PLACED IN EACH DAN RYAN CONTRACT, SEE THE 'DAN RYAN ITS CONSTRUCTION STAGING-PROPOSED EQUIPMENT INSTALLATION BY CONTRACT' TABLE IN THE SPECIAL PROVISIONS.

- LEGEND:
- AREA UNDER CONSTRUCTION (C17A & C17B)
 - AREA UNDER CONSTRUCTION (ALL OTHER CONTRACTS)
 - TRAFFIC LANES DURING CONSTRUCTION
 - VEHICLE DETECTION SITE
 - RAMP METER SITE
 - BISHOP FORD SURVEILLANCE CAMERA SITE
 - FLASHING BEACON SITE SIGN
 - DYNAMIC MESSAGE SIGN SITE
 - BISHOP FORD 'FUTURE' SURVEILLANCE CAMERA SITE
 - CABLE PULLING PEDESTAL LOCATION

CONTRACT SUMMARY

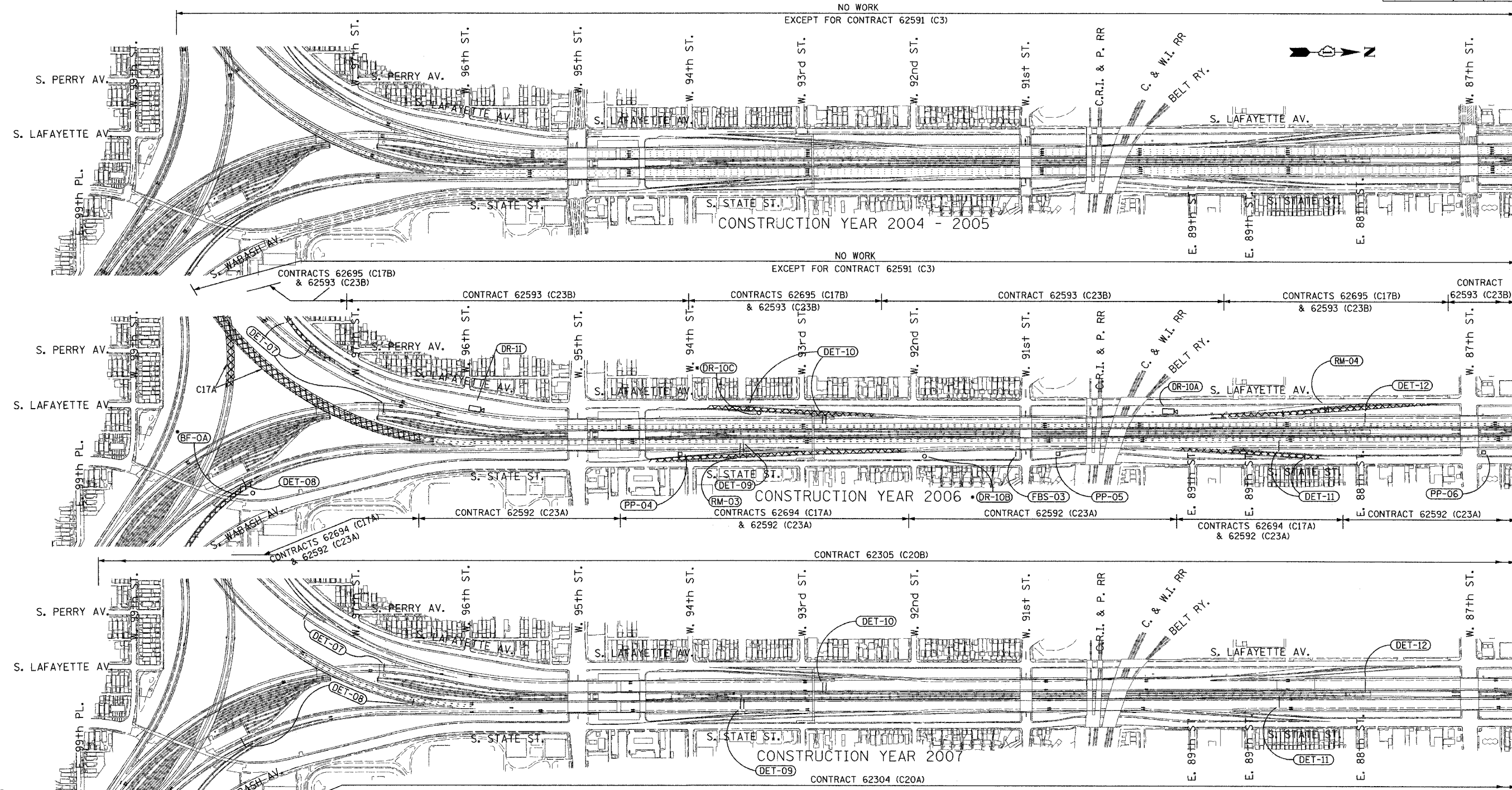
| CONSTRUCTION YEAR 2004 - 2005 | | | | | CONSTRUCTION YEAR 2004 - 2005 | | | | | CONSTRUCTION YEAR 2006 | | | | | CONSTRUCTION YEAR 2007 | | | | |
|-------------------------------|-----------------------|--------------|--------------|-----------------|-------------------------------|----------------------|--------------|--------------|-----------------|------------------------|--------------------|--------------|--------------|-----------------|------------------------|------------------|--------------|--------------|-----------------|
| CONTRACT NUMBER | DESCRIPTION | LOCATION | LETTING DATE | DESIGN ENGINEER | CONTRACT NUMBER | DESCRIPTION | LOCATION | LETTING DATE | DESIGN ENGINEER | CONTRACT NUMBER | DESCRIPTION | LOCATION | LETTING DATE | DESIGN ENGINEER | CONTRACT NUMBER | DESCRIPTION | LOCATION | LETTING DATE | DESIGN ENGINEER |
| 62591 | STORM SEWER JACKING | 95TH TO 67TH | SEPT. 2003 | TY LIN | 62692 | WATER MAIN CROSSINGS | 95TH TO 75TH | SEPT. 2004 | TY LIN | 62300 | N.B. EXPRESS LANES | 71ST TO 31ST | SEPT. 2005 | CTE/BB&A | 62304 | N.B. LANES 1,2,3 | 95TH TO 71ST | SEPT. 2006 | TY LIN |
| 62594 | C-D RAMP | 83RD TO 79TH | JAN. 2004 | TY LIN | 62693 | C-D RAMP/WALLS | 63RD TO 59TH | JAN. 2005 | CTE | 62302 | S.B. EXPRESS LANES | 71ST TO 31ST | SEPT. 2005 | CTE/BB&A | 62305 | S.B. LANES 1,2,3 | 95TH TO 71ST | SEPT. 2006 | TY LIN |
| 62691 | WATER MAIN CROSSINGS | 69TH TO 32ND | MAR. 2004 | CTE | | | | | | 62301 | NB LOCAL LANES | 71ST TO 31ST | SEPT. 2006 | CTE/BB&A | 62585 | S.B. RAMP | 39TH TO 31ST | JULY 2004 | BB&A |
| 62590 | C-D RAMP | 71ST TO 67TH | APR. 2004 | CTE/E&K | | | | | | 62593 | S.B. LANES 4,5 | 95TH TO 71ST | SEPT. 2005 | TY LIN | 62584 | N.B. RAMP | 39TH TO 31ST | JULY 2004 | BB&A |
| 62587 | WELLS ST. REALIGNMENT | 66TH TO 64TH | APR. 2004 | CTE/E&K | | | | | | | | | | | | | | | |
| 62586 | FRONTAGE ROADS & RAMP | 59TH TO 47TH | JULY 2004 | CTE | | | | | | | | | | | | | | | |
| 62589 | SKYWAY INTERCHANGE | 67TH TO 63RD | APR. 2004 | CTE | | | | | | | | | | | | | | | |

| REVISIONS | |
|-----------|---------|
| NAME | DATE |
| REVISED | 1/21/05 |
| | |
| | |
| | |
| | |
| | |
| | |
| | |
| | |

ILLINOIS DEPARTMENT OF TRANSPORTATION
 F.A.I. 90/94 (DAN RYAN EXPRESSWAY)
 31st STREET to I-57
 ITS CONSTRUCTION STAGING
 AND SITE LOCATION OVERVIEW
 SCALE: 1"=300'
 DATE: October 29, 2004
 DRAWN BY: MF
 CHECKED BY: DH



P:\03009035\VT\SCADD\STG002E.DWG 01/22/2005 01:53:27 PM



ROADWAY CONTRACT SUMMARY

| CONSTRUCTION YEAR 2004 - 2005 | | | | | CONSTRUCTION YEAR 2006 | | | | | CONSTRUCTION YEAR 2007 | | | | |
|-------------------------------|------------------------|--------------|--------------|-----------------|------------------------|---------------------|--------------|--------------|-----------------|------------------------|-----------------|--------------|--------------|-----------------|
| CONTRACT NUMBER | DESCRIPTION | LOCATION | LETTING DATE | DESIGN ENGINEER | CONTRACT NUMBER | DESCRIPTION | LOCATION | LETTING DATE | DESIGN ENGINEER | CONTRACT NUMBER | DESCRIPTION | LOCATION | LETTING DATE | DESIGN ENGINEER |
| 62591 | STORM SEWER JACKING | 95TH TO 67TH | SEPT. 2003 | TY LIN | 62694 | N.B. CD RAMPS/WALLS | 95TH TO 71ST | JUNE 2005 | TY LIN | 62304 | N.B. LANES L2,3 | 95TH TO 71ST | SEPT. 2006 | TY LIN |
| 62594 | C-D RAMPS | 83RD TO 79TH | JAN. 2004 | TY LIN | 62695 | S.B. CD RAMPS/WALLS | 95TH TO 71ST | JUNE 2005 | TY LIN | 62305 | S.B. LANES L2,3 | 95TH TO 71ST | SEPT. 2006 | TY LIN |
| 62691 | WATER MAIN CROSSINGS | 69TH TO 32ND | MAR. 2004 | CTE | 62592 | N.B. LANES 4,5 | 95TH TO 71ST | SEPT. 2005 | TY LIN | 62301 | NB LOCAL LANES | 71ST TO 31ST | SEPT. 2006 | CTE/BB&A |
| 62590 | C-D RAMPS | 71ST TO 67TH | APR. 2004 | CTE/E&K | 62593 | S.B. LANES 4,5 | 95TH TO 71ST | SEPT. 2005 | TY LIN | 62303 | SB LOCAL LANES | 71ST TO 31ST | SEPT. 2006 | CTE/BB&A |
| 62587 | WELLS ST. REALIGNMENT | 66TH TO 64TH | APR. 2004 | CTE/E&K | 62300 | N.B. EXPRESS LANES | 71ST TO 31ST | SEPT. 2005 | CTE/BB&A | | | | | |
| 62586 | FRONTAGE ROADS & RAMPS | 59TH TO 47TH | JULY 2004 | CTE | 62302 | S.B. EXPRESS LANES | 71ST TO 31ST | SEPT. 2005 | CTE/BB&A | | | | | |
| 62589 | SKYWAY INTERCHANGE | 67TH TO 63RD | APR. 2004 | CTE | | | | | | | | | | |
| 62585 | S.B. RAMPS | 39TH TO 31ST | JULY 2004 | BB&A | | | | | | | | | | |
| 62584 | N.B. RAMPS | 39TH TO 31ST | JULY 2004 | BB&A | | | | | | | | | | |
| 62692 | WATER MAIN CROSSINGS | 95TH TO 75TH | SEPT. 2004 | TY LIN | | | | | | | | | | |
| 62693 | C-D RAMPS/WALLS | 63RD TO 59TH | JAN. 2005 | CTE | | | | | | | | | | |

NOTES:
 1. SOME ITS EQUIPMENT SITES REQUIRE THE INSTALLATION OF EQUIPMENT IN MORE THAN ONE CONTRACT. THEREFORE, SITE LABELS MAY BE DISPLAYED MORE THAN ONE TIME.
 2. FOR DETAILS OF SITE-SPECIFIC ITS EQUIPMENT TO BE PLACED IN EACH DAN RYAN CONTRACT, SEE THE 'DAN RYAN ITS CONSTRUCTION STAGING-PROPOSED EQUIPMENT INSTALLATION BY CONTRACT' TABLE IN THE SPECIAL PROVISIONS.

| REVISIONS | |
|-----------|------|
| NAME | DATE |
| | |
| | |
| | |
| | |
| | |

ILLINOIS DEPARTMENT OF TRANSPORTATION
 F.A.I. 90/94 (DAN RYAN EXPRESSWAY)
 31st STREET TO I-57
 ITS CONSTRUCTION STAGING
 AND SITE LOCATION OVERVIEW


SCALE: 1"=300'
 DATE: October 29, 2004
 DRAWN BY: MF
 CHECKED BY: DH

- LEGEND:
- AREA UNDER CONSTRUCTION (C17A & C17B)
 - AREA UNDER CONSTRUCTION (ALL OTHER CONTRACTS)
 - TRAFFIC LANES DURING CONSTRUCTION
 - VEHICLE DETECTION SITE
 - RAMP METER SITE
 - DAN RYAN SURVEILLANCE CAMERA SITE
 - BISHOP FORD "FUTURE" SURVEILLANCE CAMERA SITE
 - DAN RYAN "FUTURE" SURVEILLANCE CAMERA SITE
 - CABLE PULLING PEDESTAL LOCATION

Edwards AND Kelcey
 ONE NORTH FRANKLIN
 CHICAGO, IL 60606
 PHONE: (312) 251-3000
 FAX: (312) 251-3015
 WEB: WWW.EKCORP.COM

P:\03090305\75\SCADD\STG00325E.DWG 07/15/2004 06:05:34 PM

| | | | | |
|-----------------------|-----------|---------------------------|--------------|-----------|
| F.A.I. RTE. | SECTION | COUNTY | TOTAL SHEETS | SHEET NO. |
| 90/94 | 2003-0311 | COOK | 176 | 617 |
| STA. | | TO STA. | | |
| FED. ROAD DIST. NO. 1 | | ILLINOIS FED. AID PROJECT | | |



ROADWAY CONTRACT SUMMARY

NOTES:
 1. SOME ITS EQUIPMENT SITES REQUIRE THE INSTALLATION OF EQUIPMENT IN MORE THAN ONE CONTRACT. THEREFORE, SITE LABELS MAY BE DISPLAYED MORE THAN ONE TIME.
 2. FOR DETAILS OF SITE-SPECIFIC ITS EQUIPMENT TO BE PLACED IN EACH DAN RYAN CONTRACT, SEE THE "DAN RYAN ITS CONSTRUCTION STAGING-PROPOSED EQUIPMENT INSTALLATION BY CONTRACT" TABLE IN THE SPECIAL PROVISIONS.

LEGEND:

| | |
|--|---|
| | AREA UNDER CONSTRUCTION (C17A & C17B) |
| | AREA UNDER CONSTRUCTION (ALL OTHER CONTRACTS) |
| | TRAFFIC LANES DURING CONSTRUCTION |
| | VEHICLE DETECTION SITE |
| | RAMP METER SITE |
| | DAN RYAN SURVEILLANCE CAMERA SITE |
| | FLASHING BEACON SIGN SITE |
| | DYNAMIC MESSAGE SIGN SITE |
| | DAN RYAN "FUTURE" SURVEILLANCE CAMERA SITE |
| | CABLE PULLING PEDESTAL LOCATION |

| CONSTRUCTION YEAR 2004 - 2005 | | | | |
|-------------------------------|-----------------------|--------------|--------------|-----------------|
| CONTRACT NUMBER | DESCRIPTION | LOCATION | LETTING DATE | DESIGN ENGINEER |
| 62591 | STORM SEWER JACKING | 95TH TO 67TH | SEPT. 2003 | TY LIN |
| 62594 | C-D RAMP | 83RD TO 79TH | JAN. 2004 | TY LIN |
| 62591 | WATER MAIN CROSSINGS | 69TH TO 32ND | MAR. 2004 | CTE |
| 62590 | C-D RAMP | 71ST TO 67TH | APR. 2004 | CTE/E&K |
| 62587 | WELLS ST. REALIGNMENT | 66TH TO 64TH | APR. 2004 | CTE/E&K |
| 62586 | FRONTAGE ROADS & RAMP | 59TH TO 47TH | JULY 2004 | CTE |
| 62589 | SKYWAY INTERCHANGE | 67TH TO 63RD | APR. 2004 | CTE |
| 62585 | S.B. RAMP | 39TH TO 31ST | JULY 2004 | BB&A |
| 62584 | N.B. RAMP | 39TH TO 31ST | JULY 2004 | BB&A |
| 62692 | WATER MAIN CROSSINGS | 95TH TO 75TH | SEPT. 2004 | TY LIN |
| 62693 | C-D RAMP/WALLS | 63RD TO 59TH | JAN. 2005 | CTE |

| CONSTRUCTION YEAR 2006 | | | | |
|------------------------|--------------------|--------------|--------------|-----------------|
| CONTRACT NUMBER | DESCRIPTION | LOCATION | LETTING DATE | DESIGN ENGINEER |
| 62694 | N.B. CD RAMP/WALLS | 95TH TO 71ST | JUNE 2005 | TY LIN |
| 62695 | S.B. CD RAMP/WALLS | 95TH TO 71ST | JUNE 2005 | TY LIN |
| 62592 | N.B. LANES 4,5 | 95TH TO 71ST | SEPT. 2005 | TY LIN |
| 62593 | S.B. LANES 4,5 | 95TH TO 71ST | SEPT. 2005 | TY LIN |
| 62300 | N.B. EXPRESS LANES | 71ST TO 31ST | SEPT. 2005 | CTE/BB&A |
| 62302 | S.B. EXPRESS LANES | 71ST TO 31ST | SEPT. 2005 | CTE/BB&A |

| CONSTRUCTION YEAR 2007 | | | | |
|------------------------|------------------|--------------|--------------|-----------------|
| CONTRACT NUMBER | DESCRIPTION | LOCATION | LETTING DATE | DESIGN ENGINEER |
| 62304 | N.B. LANES 1,2,3 | 95TH TO 71ST | SEPT. 2006 | TY LIN |
| 62305 | S.B. LANES 1,2,3 | 95TH TO 71ST | SEPT. 2006 | TY LIN |
| 62301 | NB LOCAL LANES | 71ST TO 31ST | SEPT. 2006 | CTE/BB&A |
| 62303 | SB LOCAL LANES | 71ST TO 31ST | SEPT. 2006 | CTE/BB&A |

NOTE: ONLY STAGE 1 CONSTRUCTION ZONE AREA FOR CONTRACT 62303 (SOUTH OF 67TH STREET) AND CONTRACTS 62304 AND 62305 (ENTIRE LENGTH) HAVE BEEN SHOWN FOR CLARITY. STG-04

| REVISIONS | |
|-----------|------|
| NAME | DATE |
| | |
| | |
| | |
| | |
| | |

ILLINOIS DEPARTMENT OF TRANSPORTATION
 F.A.I. 90/94 (DAN RYAN EXPRESSWAY)

31st STREET to I-57

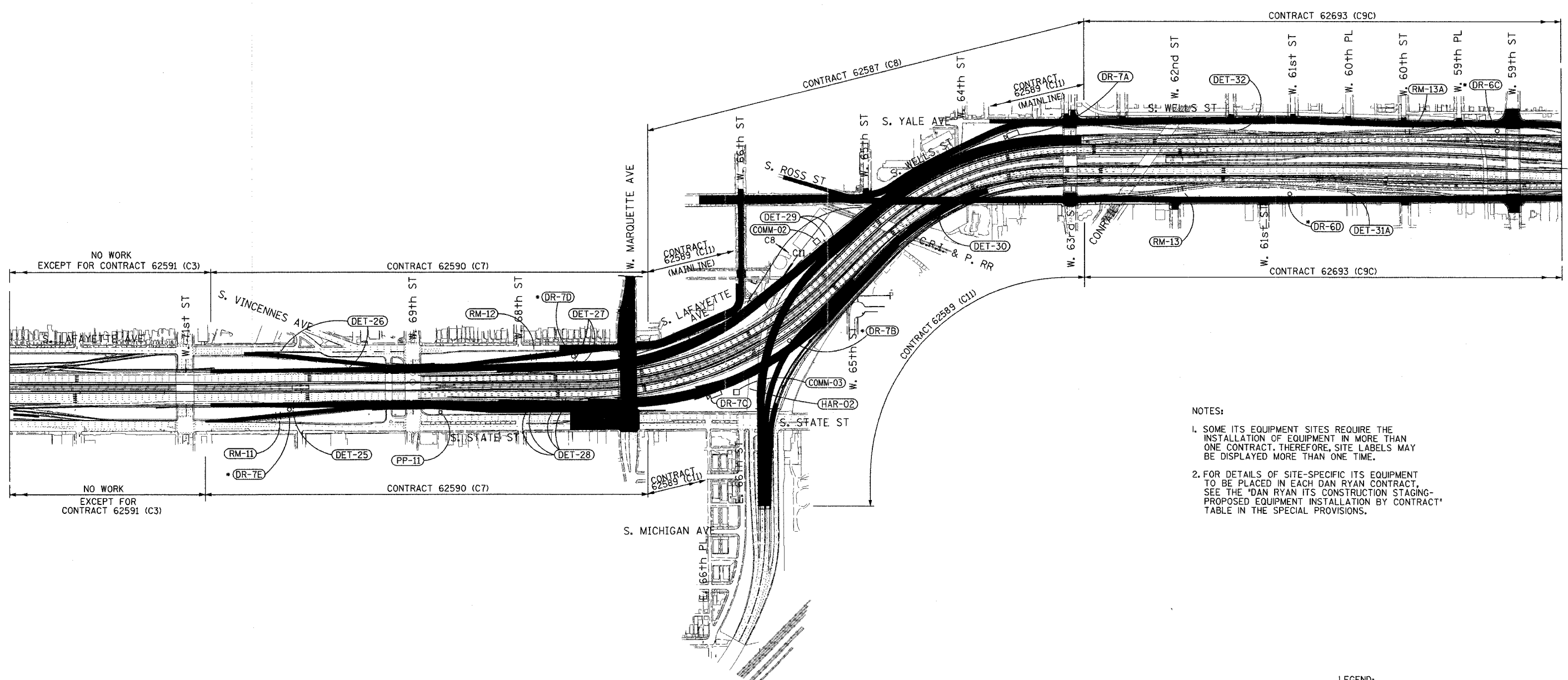
ITS CONSTRUCTION STAGING
 AND SITE LOCATION OVERVIEW

SCALE: 1"=300'
 DATE: October 29, 2004

DRAWN BY: MF
 CHECKED BY: DH



P:\030019\0311\5\SCADD\STG04\STG04042E.DWG 10/15/2004 04:06:04 PM



NOTES:

- SOME ITS EQUIPMENT SITES REQUIRE THE INSTALLATION OF EQUIPMENT IN MORE THAN ONE CONTRACT. THEREFORE, SITE LABELS MAY BE DISPLAYED MORE THAN ONE TIME.
- FOR DETAILS OF SITE-SPECIFIC ITS EQUIPMENT TO BE PLACED IN EACH DAN RYAN CONTRACT, SEE THE 'DAN RYAN ITS CONSTRUCTION STAGING-PROPOSED EQUIPMENT INSTALLATION BY CONTRACT' TABLE IN THE SPECIAL PROVISIONS.

CONSTRUCTION YEAR 2004 - 2005

ROADWAY CONTRACT SUMMARY

| CONSTRUCTION YEAR 2004 - 2005 | | | | | CONSTRUCTION YEAR 2006 | | | | | CONSTRUCTION YEAR 2007 | | | | |
|-------------------------------|-----------------------|--------------|--------------|-----------------|------------------------|--------------------|--------------|--------------|-----------------|------------------------|------------------|--------------|--------------|-----------------|
| CONTRACT NUMBER | DESCRIPTION | LOCATION | LETTING DATE | DESIGN ENGINEER | CONTRACT NUMBER | DESCRIPTION | LOCATION | LETTING DATE | DESIGN ENGINEER | CONTRACT NUMBER | DESCRIPTION | LOCATION | LETTING DATE | DESIGN ENGINEER |
| 62591 | STORM SEWER JACKING | 95TH TO 67TH | SEPT. 2003 | TY LIN | 62694 | N.B. CD RAMP/WALLS | 95TH TO 71ST | JUNE 2005 | TY LIN | 62304 | N.B. LANES 1,2,3 | 95TH TO 71ST | SEPT. 2006 | TY LIN |
| 62594 | C-D RAMP | 83RD TO 79TH | JAN. 2004 | TY LIN | 62695 | S.B. CD RAMP/WALLS | 95TH TO 71ST | JUNE 2005 | TY LIN | 62305 | S.B. LANES 1,2,3 | 95TH TO 71ST | SEPT. 2006 | TY LIN |
| 62691 | WATER MAIN CROSSINGS | 69TH TO 32ND | MAR. 2004 | CTE | 62592 | N.B. LANES 4,5 | 95TH TO 71ST | SEPT. 2005 | TY LIN | 62301 | NB LOCAL LANES | 71ST TO 31ST | SEPT. 2006 | CTE/BB&A |
| 62590 | C-D RAMP | 71ST TO 67TH | APR. 2004 | CTE/E&K | 62593 | S.B. LANES 4,5 | 95TH TO 71ST | SEPT. 2005 | TY LIN | 62303 | SB LOCAL LANES | 71ST TO 31ST | SEPT. 2006 | CTE/BB&A |
| 62587 | WELLS ST. REALIGNMENT | 66TH TO 64TH | APR. 2004 | CTE/E&K | 62300 | N.B. EXPRESS LANES | 71ST TO 31ST | SEPT. 2005 | CTE/BB&A | | | | | |
| 62586 | FRONTAGE ROADS & RAMP | 59TH TO 47TH | JULY 2004 | CTE | 62302 | S.B. EXPRESS LANES | 71ST TO 31ST | SEPT. 2005 | CTE/BB&A | | | | | |
| 62589 | SKYWAY INTERCHANGE | 67TH TO 63RD | APR. 2004 | CTE | | | | | | | | | | |
| 62585 | S.B. RAMP | 39TH TO 31ST | JULY 2004 | BB&A | | | | | | | | | | |
| 62584 | N.B. RAMP | 39TH TO 31ST | JULY 2004 | BB&A | | | | | | | | | | |
| 62692 | WATER MAIN CROSSINGS | 95TH TO 75TH | SEPT. 2004 | TY LIN | | | | | | | | | | |
| 62693 | C-D RAMP/WALLS | 63RD TO 59TH | JAN. 2005 | CTE | | | | | | | | | | |

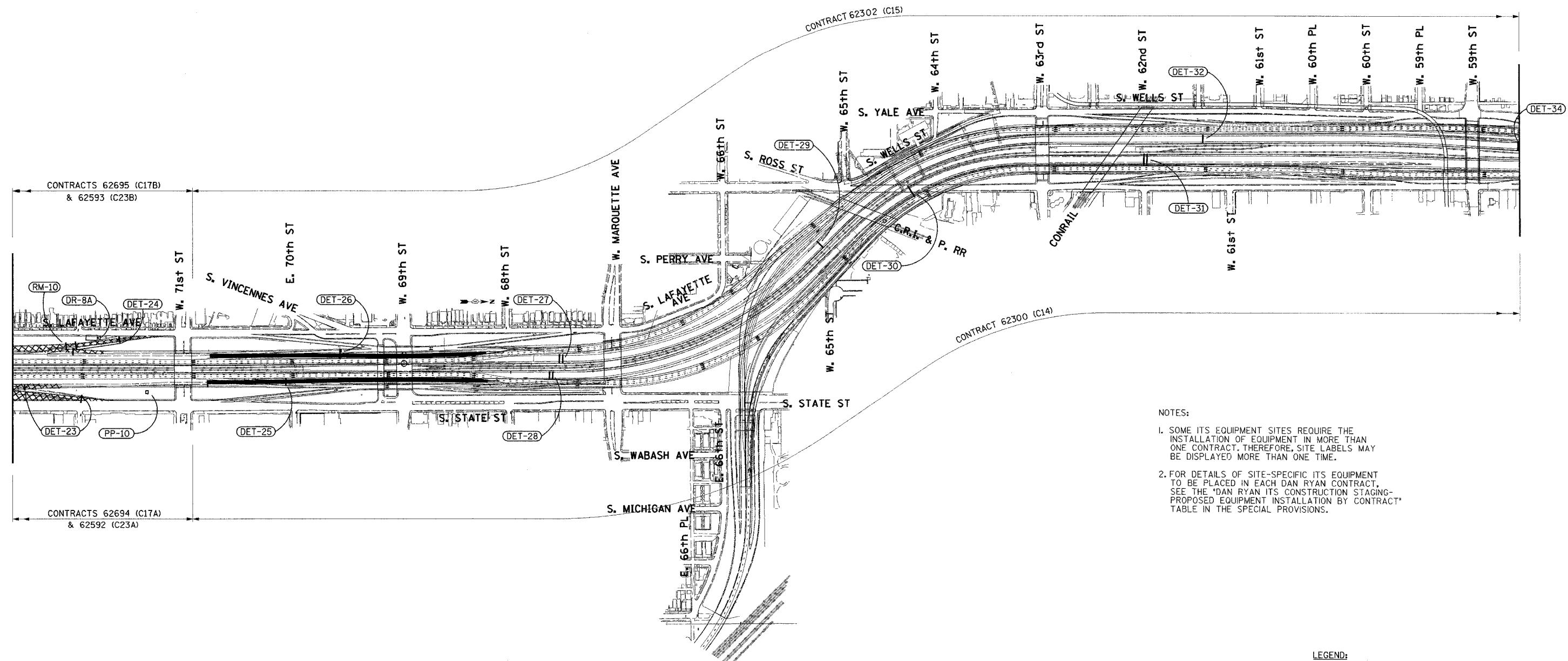
- LEGEND:
- AREA UNDER CONSTRUCTION
 - TRAFFIC LANES DURING CONSTRUCTION
 - VEHICLE DETECTION SITE
 - RAMP METER SITE
 - COMMUNICATIONS SHELTER SITE
 - DAN RYAN SURVEILLANCE CAMERA SITE
 - HIGHWAY ADVISORY RADIO SITE
 - DAN RYAN "FUTURE" SURVEILLANCE CAMERA SITE
 - CABLE PULLING PEDESTAL LOCATION

| REVISIONS | |
|-----------|------|
| NAME | DATE |
| | |
| | |
| | |
| | |
| | |
| | |
| | |
| | |
| | |
| | |

ILLINOIS DEPARTMENT OF TRANSPORTATION
 F.A.I. 90/94 (DAN RYAN EXPRESSWAY)
 31st STREET to I-57
 ITS CONSTRUCTION STAGING
 AND SITE LOCATION OVERVIEW
 SCALE: 1"=300'
 DATE: October 29, 2004
 DRAWN BY: MF
 CHECKED BY: DH



| | | | | |
|--------------------------------|-----------|------------------|--------------|-----------|
| F.A.I. RTE. | SECTION | COUNTY | TOTAL SHEETS | SHEET NO. |
| 90/94 | 2003-0311 | COOK | 476 | 619 |
| STA. | | TO STA. | | |
| FED. ROAD DIST. NO. 1 ILLINOIS | | FED. AID PROJECT | 62583 | |



- NOTES:
- SOME ITS EQUIPMENT SITES REQUIRE THE INSTALLATION OF EQUIPMENT IN MORE THAN ONE CONTRACT, THEREFORE, SITE LABELS MAY BE DISPLAYED MORE THAN ONE TIME.
 - FOR DETAILS OF SITE-SPECIFIC ITS EQUIPMENT TO BE PLACED IN EACH DAN RYAN CONTRACT, SEE THE 'DAN RYAN ITS CONSTRUCTION STAGING-PROPOSED EQUIPMENT INSTALLATION BY CONTRACT' TABLE IN THE SPECIAL PROVISIONS.

CONSTRUCTION YEAR 2006
ROADWAY CONTRACT SUMMARY

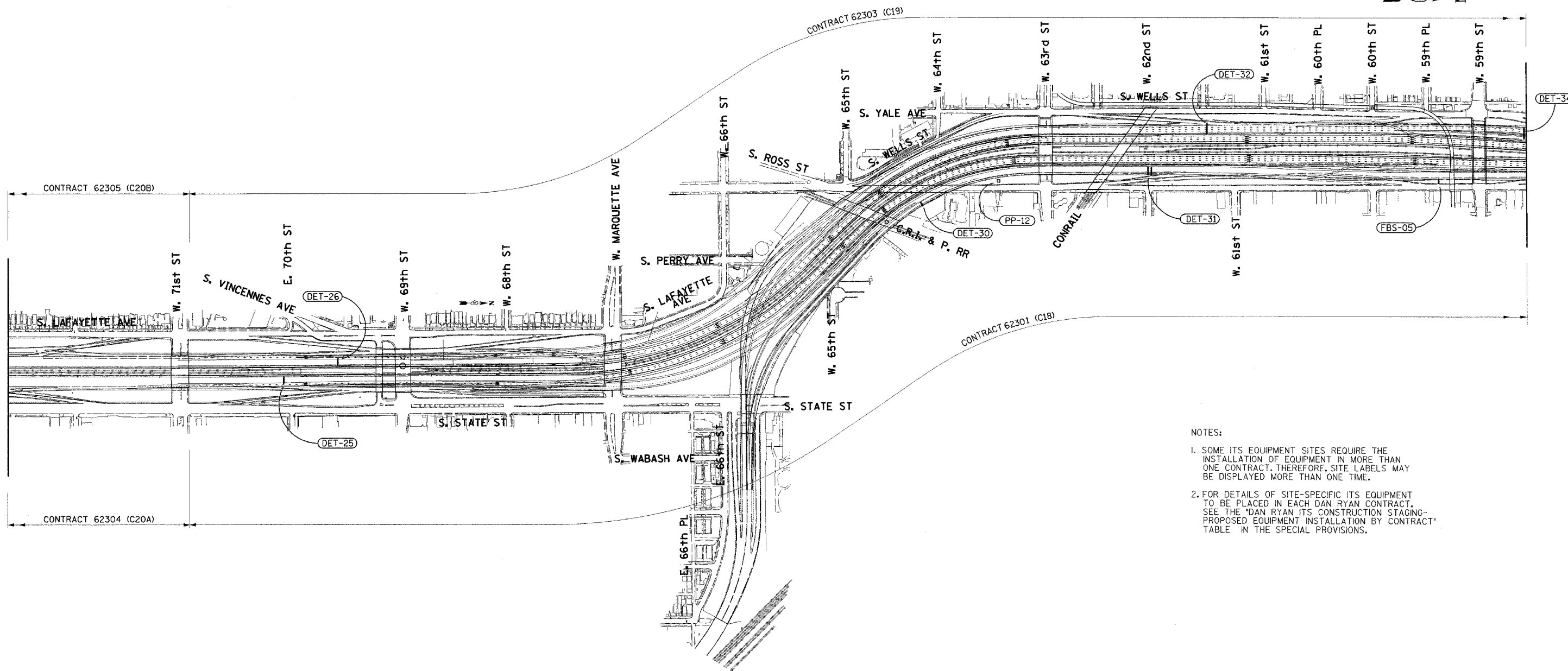
| CONSTRUCTION YEAR 2004 - 2005 | | | | | CONSTRUCTION YEAR 2006 | | | | | CONSTRUCTION YEAR 2007 | | | | |
|-------------------------------|------------------------|--------------|--------------|-----------------|------------------------|---------------------|--------------|--------------|-----------------|------------------------|------------------|--------------|--------------|-----------------|
| CONTRACT NUMBER | DESCRIPTION | LOCATION | LETTING DATE | DESIGN ENGINEER | CONTRACT NUMBER | DESCRIPTION | LOCATION | LETTING DATE | DESIGN ENGINEER | CONTRACT NUMBER | DESCRIPTION | LOCATION | LETTING DATE | DESIGN ENGINEER |
| 62591 | STORM SEWER JACKING | 95TH TO 67TH | SEPT. 2003 | TY LIN | 62694 | N.B. CD RAMPS/WALLS | 95TH TO 71ST | JUNE 2005 | TY LIN | 62304 | N.B. LANES 1,2,3 | 95TH TO 71ST | SEPT. 2006 | TY LIN |
| 62594 | C-D RAMPS | 83RD TO 79TH | JAN. 2004 | TY LIN | 62695 | S.B. CD RAMPS/WALLS | 95TH TO 71ST | JUNE 2005 | TY LIN | 62305 | S.B. LANES 1,2,3 | 95TH TO 71ST | SEPT. 2006 | TY LIN |
| 62691 | WATER MAIN CROSSINGS | 69TH TO 32ND | MAR. 2004 | CTE | 62592 | N.B. LANES 4,5 | 95TH TO 71ST | SEPT. 2005 | TY LIN | 62301 | NB LOCAL LANES | 71ST TO 31ST | SEPT. 2006 | CTE/BB&A |
| 62590 | C-D RAMPS | 71ST TO 67TH | APR. 2004 | CTE/E&K | 62593 | S.B. LANES 4,5 | 95TH TO 71ST | SEPT. 2005 | TY LIN | 62303 | SB LOCAL LANES | 71ST TO 31ST | SEPT. 2006 | CTE/BB&A |
| 62587 | WELLS ST. REALIGNMENT | 66TH TO 64TH | APR. 2004 | CTE/E&K | 62300 | N.B. EXPRESS LANES | 71ST TO 31ST | SEPT. 2005 | CTE/BB&A | | | | | |
| 62586 | FRONTAGE ROADS & RAMPS | 59TH TO 47TH | JULY 2004 | CTE | 62302 | S.B. EXPRESS LANES | 71ST TO 31ST | SEPT. 2005 | CTE/BB&A | | | | | |
| 62589 | SKYWAY INTERCHANGE | 67TH TO 63RD | APR. 2004 | CTE | | | | | | | | | | |
| 62585 | S.B. RAMPS | 39TH TO 31ST | JULY 2004 | BB&A | | | | | | | | | | |
| 62584 | N.B. RAMPS | 39TH TO 31ST | JULY 2004 | BB&A | | | | | | | | | | |
| 62692 | WATER MAIN CROSSINGS | 95TH TO 75TH | SEPT. 2004 | TY LIN | | | | | | | | | | |
| 62693 | C-D RAMPS/WALLS | 63RD TO 59TH | JAN. 2005 | CTE | | | | | | | | | | |

- LEGEND:
- AREA UNDER CONSTRUCTION (C17A & C17B)
 - AREA UNDER CONSTRUCTION (ALL OTHER CONTRACTS)
 - TRAFFIC LANES DURING CONSTRUCTION
 - VEHICLE DETECTION SITE
 - RAMP METER SITE
 - DAN RYAN SURVEILLANCE CAMERA SITE
 - CABLE PULLING PEDESTAL LOCATION

| REVISIONS | |
|-----------|------|
| NAME | DATE |
| | |
| | |
| | |
| | |
| | |
| | |
| | |
| | |
| | |
| | |

ILLINOIS DEPARTMENT OF TRANSPORTATION
F.A.I. 90/94 (DAN RYAN EXPRESSWAY)
31st STREET to I-57
ITS CONSTRUCTION STAGING
AND SITE LOCATION OVERVIEW
SCALE: 1"=300'
DATE: October 29, 2004
DRAWN BY: MF
CHECKED BY: DH

Edwards AND Kelcey
ONE NORTH FRANKLIN
CHICAGO, IL 60606
PHONE: (312) 251-3000
FAX: (312) 251-3015
WEB: WWW.EKCORP.COM



- NOTES:
- SOME ITS EQUIPMENT SITES REQUIRE THE INSTALLATION OF EQUIPMENT IN MORE THAN ONE CONTRACT. THEREFORE, SITE LABELS MAY BE DISPLAYED MORE THAN ONE TIME.
 - FOR DETAILS OF SITE-SPECIFIC ITS EQUIPMENT TO BE PLACED IN EACH DAN RYAN CONTRACT, SEE THE "DAN RYAN ITS CONSTRUCTION STAGING-PROPOSED EQUIPMENT INSTALLATION BY CONTRACT" TABLE IN THE SPECIAL PROVISIONS.

NOTE: ONLY STAGE 1 CONSTRUCTION ZONE AREA FOR CONTRACT 62303 (SOUTH OF 67TH STREET) AND CONTRACTS 62304 AND 62305 (ENTIRE LENGTH) HAVE BEEN SHOWN FOR CLARITY. CONSTRUCTION YEAR 2007

ROADWAY CONTRACT SUMMARY

| CONSTRUCTION YEAR 2004 - 2005 | | | | | CONSTRUCTION YEAR 2006 | | | | | CONSTRUCTION YEAR 2007 | | | | |
|-------------------------------|------------------------|--------------|--------------|-----------------|------------------------|---------------------|--------------|--------------|-----------------|------------------------|------------------|--------------|--------------|-----------------|
| CONTRACT NUMBER | DESCRIPTION | LOCATION | LETTING DATE | DESIGN ENGINEER | CONTRACT NUMBER | DESCRIPTION | LOCATION | LETTING DATE | DESIGN ENGINEER | CONTRACT NUMBER | DESCRIPTION | LOCATION | LETTING DATE | DESIGN ENGINEER |
| 62591 | STORM SEWER JACKING | 95TH TO 67TH | SEPT. 2003 | TY LIN | 62694 | N.B. CD RAMPS/WALLS | 95TH TO 71ST | JUNE 2005 | TY LIN | 62304 | N.B. LANES 1,2,3 | 95TH TO 71ST | SEPT. 2006 | TY LIN |
| 62594 | C-D RAMPS | 83RD TO 79TH | JAN. 2004 | TY LIN | 62695 | S.B. CD RAMPS/WALLS | 95TH TO 71ST | JUNE 2005 | TY LIN | 62305 | S.B. LANES 1,2,3 | 95TH TO 71ST | SEPT. 2006 | TY LIN |
| 62691 | WATER MAIN CROSSINGS | 69TH TO 32ND | MAR. 2004 | CTE | 62592 | N.B. LANES 4,5 | 95TH TO 71ST | SEPT. 2005 | TY LIN | 62301 | NB LOCAL LANES | 71ST TO 31ST | SEPT. 2006 | CTE/BB&A |
| 62590 | C-D RAMPS | 71ST TO 67TH | APR. 2004 | CTE/E&K | 62593 | S.B. LANES 4,5 | 95TH TO 71ST | SEPT. 2005 | TY LIN | 62303 | SB LOCAL LANES | 71ST TO 31ST | SEPT. 2006 | CTE/BB&A |
| 62587 | WELLS ST. REALIGNMENT | 66TH TO 64TH | APR. 2004 | CTE/E&K | 62300 | N.B. EXPRESS LANES | 71ST TO 31ST | SEPT. 2005 | CTE/BB&A | | | | | |
| 62586 | FRONTAGE ROADS & RAMPS | 59TH TO 47TH | JULY 2004 | CTE | 62302 | S.B. EXPRESS LANES | 71ST TO 31ST | SEPT. 2005 | CTE/BB&A | | | | | |
| 62589 | SKYWAY INTERCHANGE | 67TH TO 63RD | APR. 2004 | CTE | | | | | | | | | | |
| 62585 | S.B. RAMPS | 39TH TO 31ST | JULY 2004 | BB&A | | | | | | | | | | |
| 62584 | N.B. RAMPS | 39TH TO 31ST | JULY 2004 | BB&A | | | | | | | | | | |
| 62692 | WATER MAIN CROSSINGS | 95TH TO 75TH | SEPT. 2004 | TY LIN | | | | | | | | | | |
| 62693 | C-D RAMPS/WALLS | 63RD TO 59TH | JAN. 2005 | CTE | | | | | | | | | | |

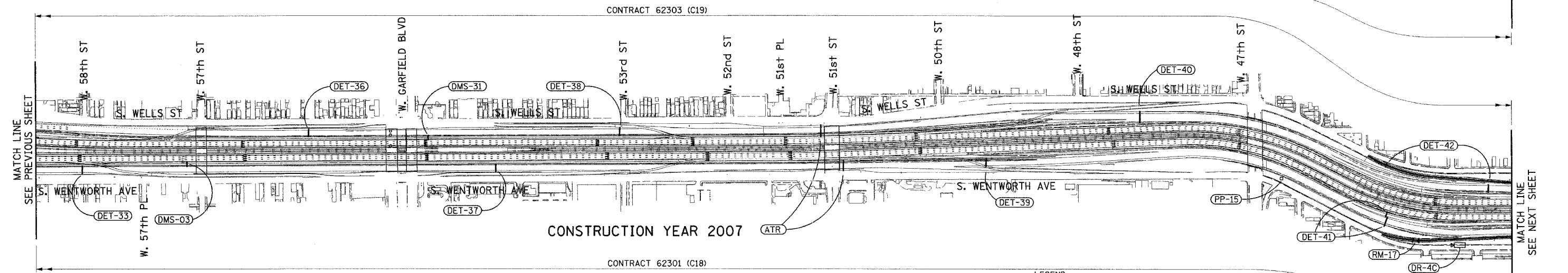
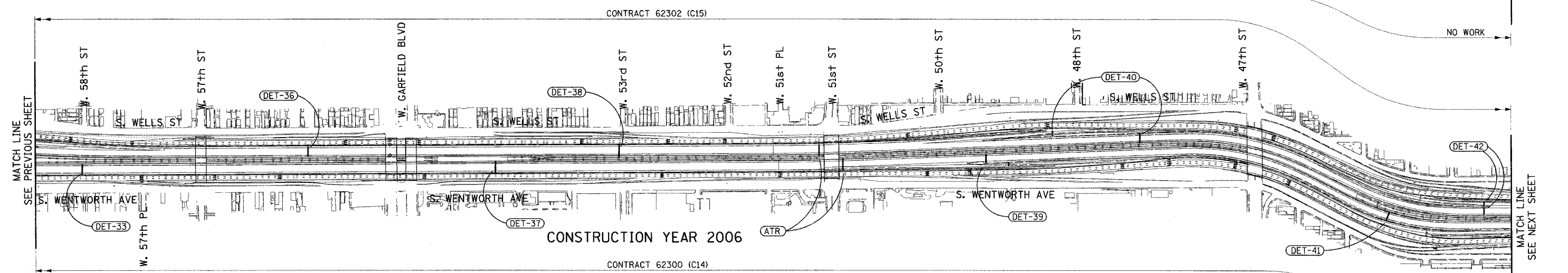
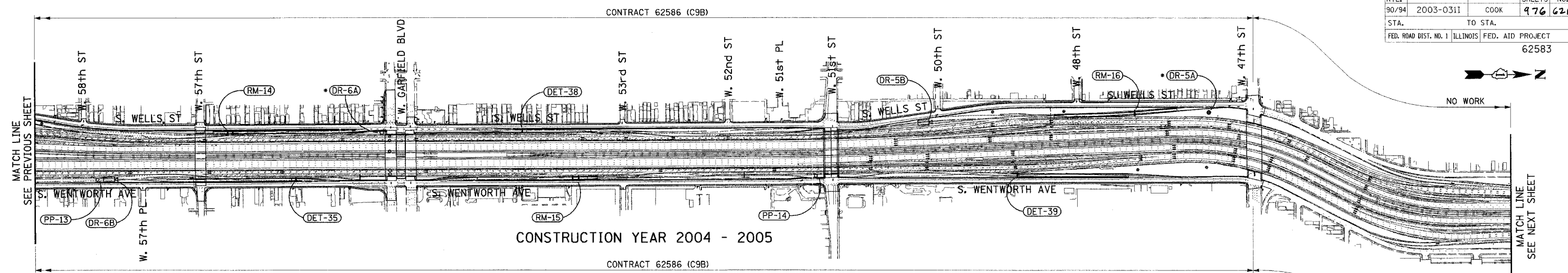
- LEGEND:
- AREA UNDER CONSTRUCTION
 - TRAFFIC LANES DURING CONSTRUCTION
 - VEHICLE DETECTION SITE (DET-XX)
 - FLASHING BEACON SIGN SITE (FBS-XX)
 - CABLE PULLING PEDESTAL LOCATION (PP-XX)

| REVISIONS | |
|-----------|------|
| NAME | DATE |
| | |
| | |
| | |
| | |
| | |

ILLINOIS DEPARTMENT OF TRANSPORTATION
 F.A.I. 90/94 (DAN RYAN EXPRESSWAY)
 31st STREET TO I-57
 ITS CONSTRUCTION STAGING
 AND SITE LOCATION OVERVIEW
 SCALE: 1"=300'
 DATE: October 29, 2004
 DRAWN BY: MF
 CHECKED BY: DH



| | | | | |
|-----------------------|-----------|------------------|--------------|-----------|
| F.A.I. RTE. | SECTION | COUNTY | TOTAL SHEETS | SHEET NO. |
| 90/94 | 2003-0311 | COOK | 976 | 621 |
| STA. | TO STA. | | | |
| FED. ROAD DIST. NO. 1 | ILLINOIS | FED. AID PROJECT | 62583 | |



ROADWAY CONTRACT SUMMARY

| CONSTRUCTION YEAR 2004 - 2005 | | | | |
|-------------------------------|------------------------|--------------|--------------|-----------------|
| CONTRACT NUMBER | DESCRIPTION | LOCATION | LETTING DATE | DESIGN ENGINEER |
| 62591 | STORM SEWER JACKING | 95TH TO 67TH | SEPT. 2003 | TY LIN |
| 62594 | C-D RAMPS | 83RD TO 79TH | JAN. 2004 | TY LIN |
| 62691 | WATER MAIN CROSSINGS | 69TH TO 32ND | MAR. 2004 | CTE |
| 62590 | C-D RAMPS | 71ST TO 67TH | APR. 2004 | CTE/E&K |
| 62587 | WELLS ST. REALIGNMENT | 66TH TO 64TH | APR. 2004 | CTE/E&K |
| 62586 | FRONTAGE ROADS & RAMPS | 59TH TO 47TH | JULY 2004 | CTE |
| 62589 | SKYWAY INTERCHANGE | 67TH TO 63RD | APR. 2004 | CTE |
| 62585 | S.B. RAMPS | 39TH TO 31ST | JULY 2004 | BB&A |
| 62584 | N.B. RAMPS | 39TH TO 31ST | JULY 2004 | BB&A |

| CONSTRUCTION YEAR 2004 - 2005 | | | | |
|-------------------------------|----------------------|--------------|--------------|-----------------|
| CONTRACT NUMBER | DESCRIPTION | LOCATION | LETTING DATE | DESIGN ENGINEER |
| 62692 | WATER MAIN CROSSINGS | 95TH TO 75TH | SEPT. 2004 | TY LIN |
| 62693 | C-D RAMPS/WALLS | 63RD TO 59TH | JAN. 2005 | CTE |

| CONSTRUCTION YEAR 2006 | | | | |
|------------------------|---------------------|--------------|--------------|-----------------|
| CONTRACT NUMBER | DESCRIPTION | LOCATION | LETTING DATE | DESIGN ENGINEER |
| 62694 | N.B. CD RAMPS/WALLS | 95TH TO 71ST | JUNE 2005 | TY LIN |
| 62695 | S.B. CD RAMPS/WALLS | 95TH TO 71ST | JUNE 2005 | TY LIN |
| 62592 | N.B. LANES 4,5 | 95TH TO 71ST | SEPT. 2005 | TY LIN |
| 62593 | S.B. LANES 4,5 | 95TH TO 71ST | SEPT. 2005 | TY LIN |
| 62300 | N.B. EXPRESS LANES | 71ST TO 31ST | SEPT. 2005 | CTE/BB&A |
| 62302 | S.B. EXPRESS LANES | 71ST TO 31ST | SEPT. 2005 | CTE/BB&A |

| CONSTRUCTION YEAR 2007 | | | | |
|------------------------|------------------|--------------|--------------|-----------------|
| CONTRACT NUMBER | DESCRIPTION | LOCATION | LETTING DATE | DESIGN ENGINEER |
| 62304 | N.B. LANES 1,2,3 | 95TH TO 71ST | SEPT. 2006 | TY LIN |
| 62305 | S.B. LANES 1,2,3 | 95TH TO 71ST | SEPT. 2006 | TY LIN |
| 62301 | NB LOCAL LANES | 71ST TO 31ST | SEPT. 2006 | CTE/BB&A |
| 62303 | SB LOCAL LANES | 71ST TO 31ST | SEPT. 2006 | CTE/BB&A |

- LEGEND:**
- AREA UNDER CONSTRUCTION
 - ▨ TRAFFIC LANES DURING CONSTRUCTION
 - (DET-XX) VEHICLE DETECTION SITE
 - (RM-XX) RAMP METER SITE
 - (DR-XX) DAN RYAN SURVEILLANCE CAMERA SITE
 - (DMS-XX) DYNAMIC MESSAGE SIGN SITE
 - (ATR) AUTOMATIC TRAFFIC RECORDER SITE
 - (DR-XX) DAN RYAN "FUTURE" SURVEILLANCE CAMERA SITE
 - (PP-XX) CABLE PULLING PEDESTAL LOCATION

NOTES: 1. SOME ITS EQUIPMENT SITES REQUIRE THE INSTALLATION OF EQUIPMENT IN MORE THAN ONE CONTRACT, THEREFORE, SITE LABELS MAY BE DISPLAYED MORE THAN ONE TIME.
 2. FOR DETAILS OF SITE-SPECIFIC ITS EQUIPMENT TO BE PLACED IN EACH DAN RYAN CONTRACT, SEE THE "DAN RYAN ITS CONSTRUCTION STAGING-PROPOSED EQUIPMENT INSTALLATION BY CONTRACT" TABLE IN THE SPECIAL PROVISIONS.

| REVISIONS | |
|-----------|------|
| NAME | DATE |
| | |
| | |
| | |
| | |
| | |


ILLINOIS DEPARTMENT OF TRANSPORTATION
 F.A.I. 90/94 (DAN RYAN EXPRESSWAY)
 31st STREET to I-57
 ITS CONSTRUCTION STAGING
 AND SITE LOCATION OVERVIEW

SCALE: 1"=300'
 DATE: October 29, 2004
 DRAWN BY: MF
 CHECKED BY: DH



STG-08

DATE



NOTES:
 1. SOME ITS EQUIPMENT SITES REQUIRE THE INSTALLATION OF EQUIPMENT IN MORE THAN ONE CONTRACT. THEREFORE, SITE LABELS MAY BE DISPLAYED MORE THAN ONE TIME.
 2. FOR DETAILS OF SITE-SPECIFIC ITS EQUIPMENT TO BE PLACED IN EACH DAN RYAN CONTRACT, SEE THE "DAN RYAN ITS CONSTRUCTION STAGING-PROPOSED EQUIPMENT INSTALLATION BY CONTRACT" TABLE IN THE SPECIAL PROVISIONS.

ROADWAY CONTRACT SUMMARY

| CONSTRUCTION YEAR 2004 - 2005 | | | | | CONSTRUCTION YEAR 2004 - 2005 | | | | | CONSTRUCTION YEAR 2006 | | | | | CONSTRUCTION YEAR 2007 | | | | | |
|-------------------------------|-----------------------|--------------|--------------|-----------------|-------------------------------|----------------------|--------------|--------------|-----------------|------------------------|--------------------|--------------|--------------|-----------------|------------------------|------------------|--------------|--------------|-----------------|--|
| CONTRACT NUMBER | DESCRIPTION | LOCATION | LETTING DATE | DESIGN ENGINEER | CONTRACT NUMBER | DESCRIPTION | LOCATION | LETTING DATE | DESIGN ENGINEER | CONTRACT NUMBER | DESCRIPTION | LOCATION | LETTING DATE | DESIGN ENGINEER | CONTRACT NUMBER | DESCRIPTION | LOCATION | LETTING DATE | DESIGN ENGINEER | |
| 62591 | STORM SEWER JACKING | 95TH TO 67TH | SEPT. 2003 | TY LIN | 62692 | WATER MAIN CROSSINGS | 95TH TO 75TH | SEPT. 2004 | TY LIN | 62300 | N.B. EXPRESS LANES | 71ST TO 31ST | SEPT. 2005 | CTE/BB&A | 62304 | N.B. LANES 1,2,3 | 95TH TO 71ST | SEPT. 2006 | TY LIN | |
| 62594 | C-D RAMP | 83RD TO 79TH | JAN. 2004 | TY LIN | 62693 | C-D RAMP/WALLS | 63RD TO 59TH | JAN. 2005 | CTE | 62302 | S.B. EXPRESS LANES | 71ST TO 31ST | SEPT. 2005 | CTE/BB&A | 62305 | S.B. LANES 1,2,3 | 95TH TO 71ST | SEPT. 2006 | TY LIN | |
| 62691 | WATER MAIN CROSSINGS | 69TH TO 32ND | MAR. 2004 | CTE | CONSTRUCTION YEAR 2006 | | | | | CONSTRUCTION YEAR 2007 | | | | | 62301 | NB LOCAL LANES | 71ST TO 31ST | SEPT. 2006 | CTE/BB&A | |
| 62590 | C-D RAMP | 71ST TO 67TH | APR. 2004 | CTE/E&K | 62694 | N.B. CD RAMP/WALLS | 95TH TO 71ST | JUNE 2005 | TY LIN | 62303 | SB LOCAL LANES | 71ST TO 31ST | SEPT. 2006 | CTE/BB&A | 62592 | N.B. LANES 4,5 | 95TH TO 71ST | SEPT. 2005 | TY LIN | |
| 62587 | WELLS ST. REALIGNMENT | 66TH TO 64TH | APR. 2004 | CTE/E&K | 62593 | S.B. CD RAMP/WALLS | 95TH TO 71ST | JUNE 2005 | TY LIN | | | | | | 62585 | S.B. RAMP | 39TH TO 31ST | JULY 2004 | BB&A | |
| 62586 | FRONTAGE ROADS & RAMP | 59TH TO 47TH | JULY 2004 | CTE | | | | | | | | | | 62584 | N.B. RAMP | 39TH TO 31ST | JULY 2004 | BB&A | | |
| 62588 | SKYWAY INTERCHANGE | 67TH TO 63RD | APR. 2004 | CTE | | | | | | | | | | | | | | | | |

- LEGEND:**
- AREA UNDER CONSTRUCTION
 - TRAFFIC LANES DURING CONSTRUCTION
 - VEHICLE DETECTION SITE
 - RAMP METER SITE
 - COMMUNICATIONS SHELTER SITE
 - DAN RYAN SURVEILLANCE CAMERA SITE
 - HIGHWAY ADVISORY RADIO SITE
 - FLASHING BEACON SIGN SITE
 - DYNAMIC MESSAGE SIGN SITE
 - DAN RYAN "FUTURE" SURVEILLANCE CAMERA SITE
 - CABLE PULLING PEDESTAL LOCATION

| REVISIONS | |
|-----------|------|
| NAME | DATE |
| | |
| | |
| | |
| | |

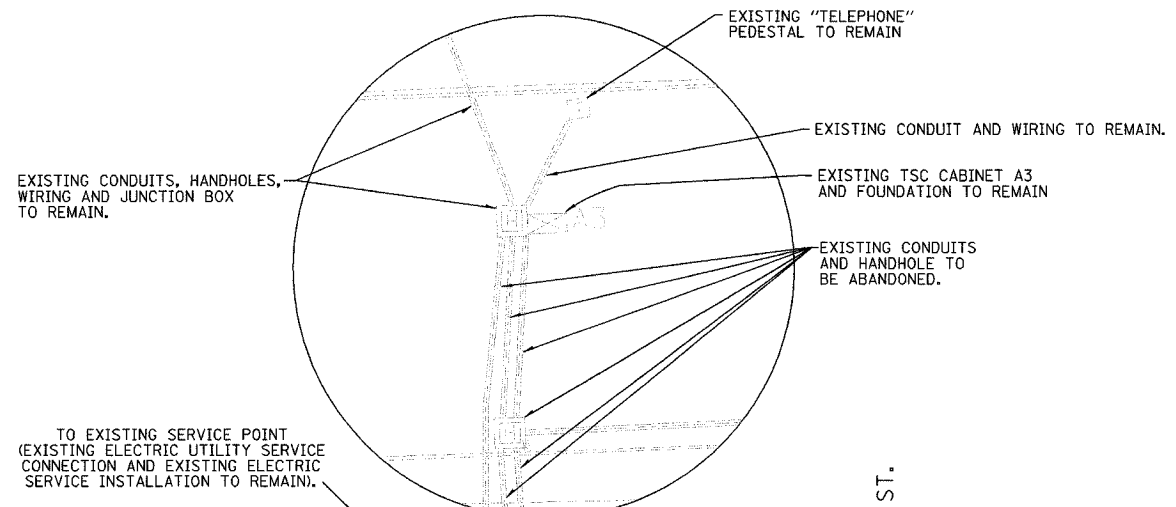
ILLINOIS DEPARTMENT OF TRANSPORTATION
 F.A.I. 90/94 (DAN RYAN EXPRESSWAY)
 31st STREET TO I-57
 ITS CONSTRUCTION STAGING
 AND SITE LOCATION OVERVIEW
 SCALE: 1"=300'
 DATE: October 29, 2004
 DRAWN BY: MF
 CHECKED BY: DH



STG-09

DATE: 9/20/06

| | | | |
|--------------------------------------|--------|---------------------------|-----------|
| SECTION | COUNTY | TOTAL SHEETS | SHEET NO. |
| 2003-03II | COOK | 976 | 624 |
| STA. 116+00.00 TO STA. 129+00/231+50 | | | |
| FED. ROAD DIST. NO. 62583 | | ILLINOIS FED. AID PROJECT | |

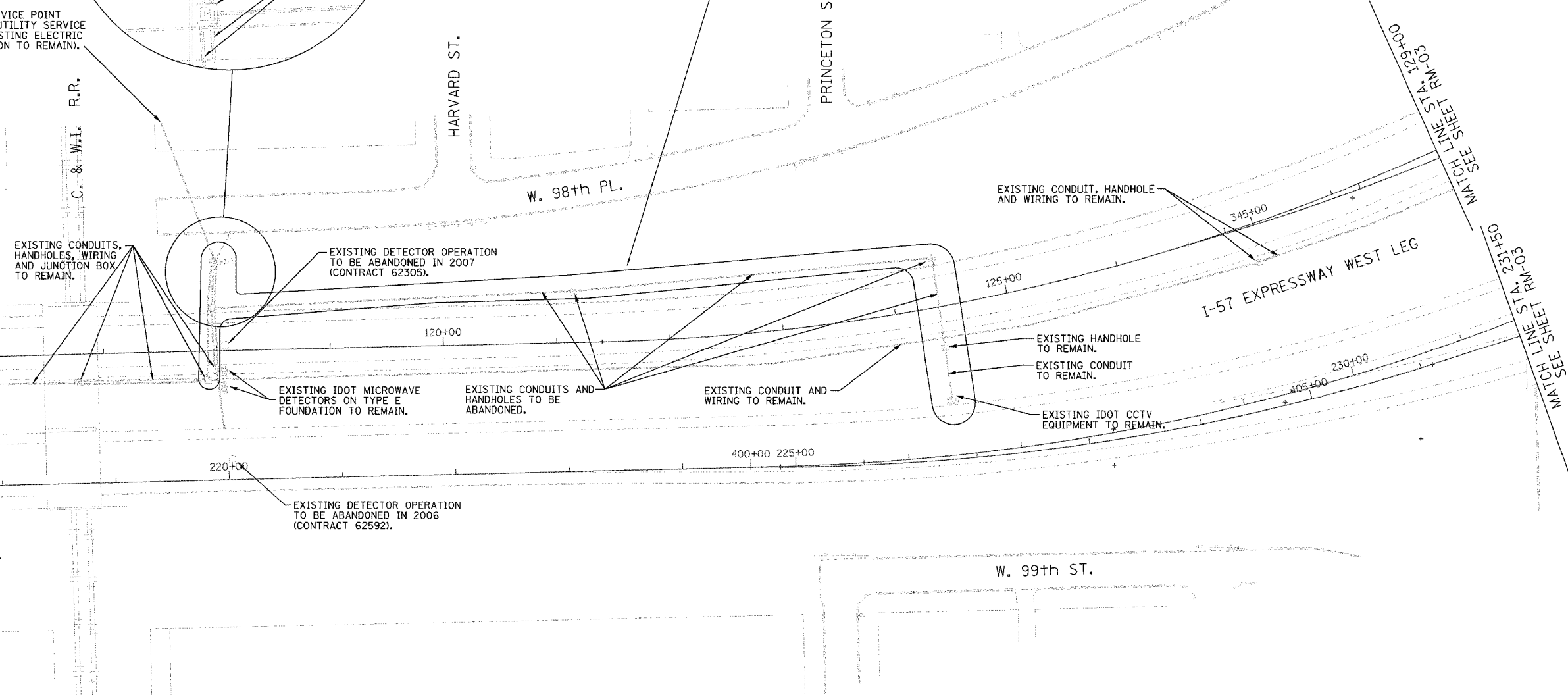


BEFORE PAVEMENT RECONSTRUCTION, THE EXISTING WIRING BETWEEN THE MEDIAN MICROWAVE DETECTORS AND THE HANDHOLE ADJACENT TO CABINET A3, AND THE EXISTING WIRING BETWEEN THE CCTV CAMERA AND THE HANDHOLE ADJACENT TO CABINET A3 SHALL BE PULLED BACK INTO THE HANDHOLE ADJACENT TO A3, COILED, AND STORED FOR FUTURE RECONNECTION AS DIRECTED BY THE ENGINEER (SEE SHEET DET-03).

BEFORE PAVEMENT RECONSTRUCTION, THE EXISTING 4 SM FIBERS AND 6/C #19 COMMUNICATIONS WIRING BETWEEN THE MEDIAN AND CABINET A3 SHALL BE PULLED BACK FROM CABINET A3 INTO THE MEDIAN HANDHOLE, COILED, AND STORED FOR FUTURE RECONNECTION AS DIRECTED BY THE ENGINEER (SEE SHEET COMM-03).

INSTALLATION OF THE NEW CONDUIT AND HANDHOLES SHALL BE AS SHOWN ON SHEET DET-03, AND SHALL BE COORDINATED WITH THE ADDED TRAVEL LANE TO BE CONSTRUCTED UNDER IDOT CONTRACT NO. 62593. UPON COMPLETION OF THE INSTALLATION OF THE NEW CONDUIT AND HANDHOLES IN CONJUNCTION WITH THE ADDED TRAVEL LANE, THE COMMUNICATIONS, MICROWAVE DETECTOR AND CCTV WIRING SHALL BE RECONNECTED AS DIRECTED BY THE ENGINEER.

BREAK LINE STA. 116+00
SEE SHEET RM-01
(NO REMOVALS STA. 103+00-116+00)



EXISTING CONDUITS, HANDHOLES, WIRING AND JUNCTION BOX TO REMAIN.

EXISTING DETECTOR OPERATION TO BE ABANDONED IN 2007 (CONTRACT 62305).

EXISTING IDOT MICROWAVE DETECTORS ON TYPE E FOUNDATION TO REMAIN.

EXISTING DETECTOR OPERATION TO BE ABANDONED IN 2006 (CONTRACT 62592).

EXISTING CONDUITS AND HANDHOLES TO BE ABANDONED.

EXISTING CONDUIT AND WIRING TO REMAIN.

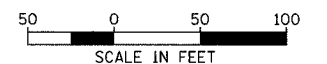
EXISTING CONDUIT, HANDHOLE AND WIRING TO REMAIN.

EXISTING HANDHOLE TO REMAIN.

EXISTING CONDUIT TO REMAIN.

EXISTING IDOT CCTV EQUIPMENT TO REMAIN.

- NOTES:
- SEE DRAWINGS ME-01 AND ME-02 FOR ELECTRICAL SYMBOLS AND ABBREVIATIONS.
 - COORDINATE ALL WORK WITH IDOT CONTRACT NO. 62305, IDOT CONTRACT NO. 62592, AND IDOT CONTRACT NO. 62593.
 - THE EXISTING VEHICLE DETECTION SYSTEM DESIGNATED FOR ABANDONMENT AS SHOWN SHALL REMAIN IN OPERATION FOR AS LONG AS POSSIBLE, AND SHALL ONLY BE REMOVED/ ABANDONED AS DIRECTED BY THE ENGINEER.



RM-02

Edwards AND Kelcey
 ONE NORTH FRANKLIN
 CHICAGO, IL 60606
 PHONE: (312) 251-3000
 FAX: (312) 251-3015
 WEB: WWW.EKCORP.COM

| REVISIONS | |
|-----------|------|
| NAME | DATE |
| | |
| | |
| | |
| | |
| | |
| | |
| | |
| | |
| | |
| | |

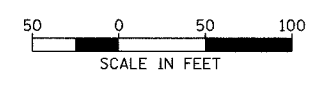
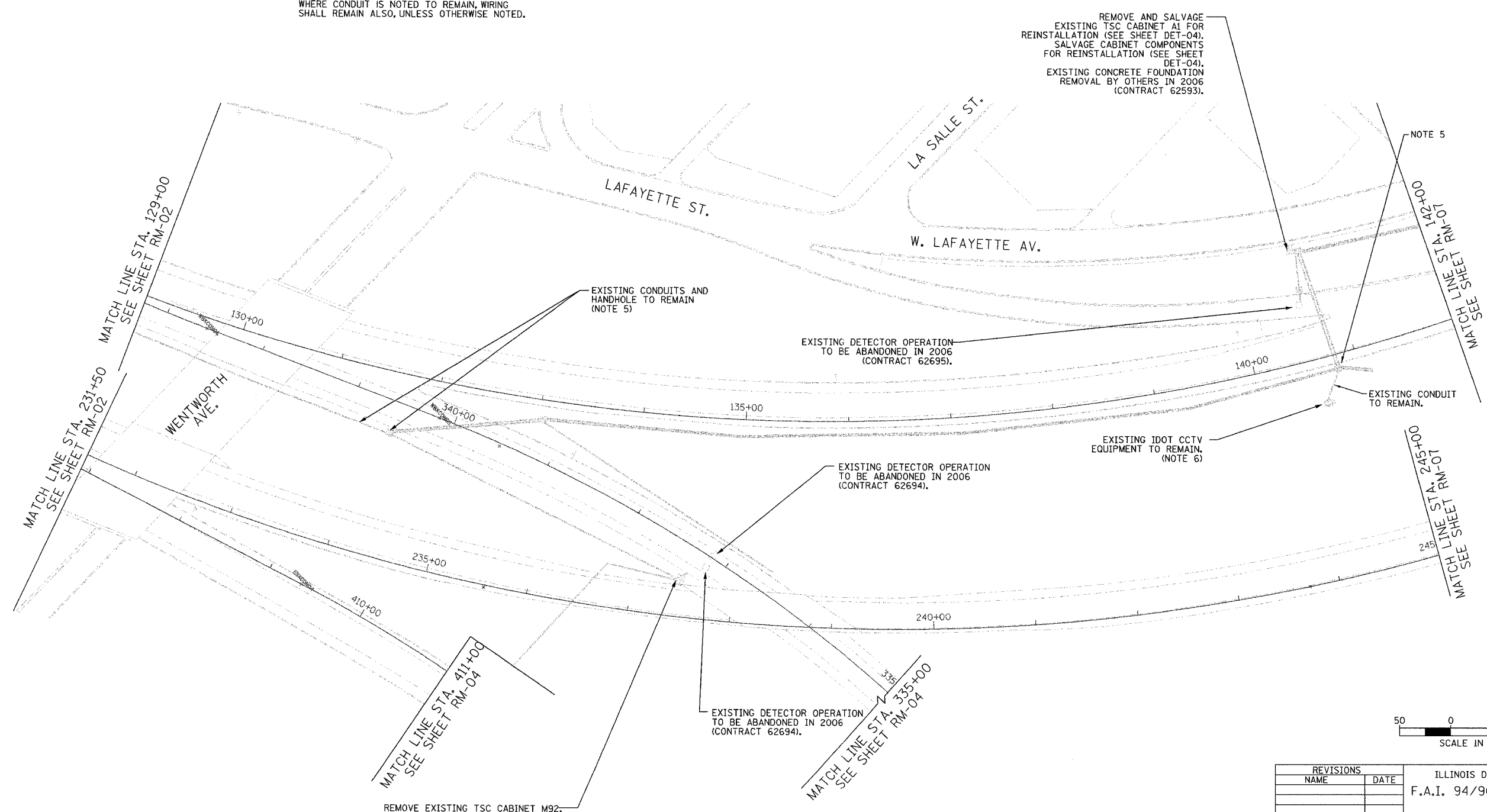
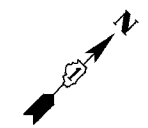
ILLINOIS DEPARTMENT OF TRANSPORTATION
 F.A.I. 94/90 (DAN RYAN EXPRESSWAY)
 31st STREET TO I-57
 SURVEILLANCE/COMMUNICATIONS
 REMOVAL PLAN
 SCALE: 1"=50'
 DATE: October 29, 2004
 DRAWN BY: SD
 CHECKED BY: MJL

11/22/2004 04:46:16 PM

| | | | |
|--|----------|------------------|-----------|
| SECTION | COUNTY | TOTAL SHEETS | SHEET NO. |
| 2003-0311 | COOK | 976 | 625 |
| STA. 129+00/231+50 TO STA. 142+00/245+00/ 335+00/411+00 | | | |
| FED. ROAD DIST. NO. | ILLINOIS | FED. AID PROJECT | |
| | | 62583 | |

NOTES:

- SEE DRAWINGS ME-01 AND ME-02 FOR ELECTRICAL SYMBOLS AND ABBREVIATIONS.
- COORDINATE ALL WORK WITH IDOT CONTRACT NO. 62694 AND IDOT CONTRACT NO. 62695.
- THE EXISTING VEHICLE DETECTION SYSTEM SHALL REMAIN IN OPERATION FOR AS LONG AS POSSIBLE AND SHALL ONLY BE REMOVED/ABANDONED AS DIRECTED BY THE ENGINEER.
- ALL EXISTING CONDUIT/WIRING BELOW GRADE, AND ALL EXISTING HANDHOLES SHALL BE ABANDONED IN PLACE UNLESS OTHERWISE NOTED. WHERE CONDUIT IS NOTED TO REMAIN, WIRING SHALL REMAIN ALSO, UNLESS OTHERWISE NOTED.
- BEFORE PAVEMENT RECONSTRUCTION, DISCONNECT 4 SM FIBERS AND (2) 50/C #19 COMMUNICATIONS CABLES FROM CABINET A1. REMOVE 4 SM FIBERS AND REMOVE SPLICE ENCLOSURE FROM EXISTING HANDHOLE. PULL BACK 96 SM FIBERS AND (2) 50/C #19 COMMUNICATIONS CABLES TO MEDIAN HANDHOLE NEAR STA. 340+50. COIL CABLES IN EXISTING HANDHOLE FOR FUTURE RECONNECTION AS DIRECTED BY THE ENGINEER (SEE SHEET COMM-04).
- BEFORE PAVEMENT RECONSTRUCTION, DISCONNECT CAMERA CABLES FROM CABINET A1 AND PULL BACK TO CAMERA POLE BASE. COIL CABLES IN CAMERA POLE BASE FOR FUTURE RECONNECTION AS DIRECTED BY THE ENGINEER (SEE SHEET DET-04).



RM-03

**Edwards
AND Kelcey**
ONE NORTH FRANKLIN
CHICAGO, IL 60606
PHONE: (312) 251-3000
FAX: (312) 251-3015
WEB: WWW.EKCORP.COM

| REVISIONS | |
|-----------|------|
| NAME | DATE |
| | |
| | |
| | |
| | |
| | |
| | |
| | |
| | |
| | |
| | |

ILLINOIS DEPARTMENT OF TRANSPORTATION
F.A.I. 94/90 (DAN RYAN EXPRESSWAY)
31st STREET to I-57

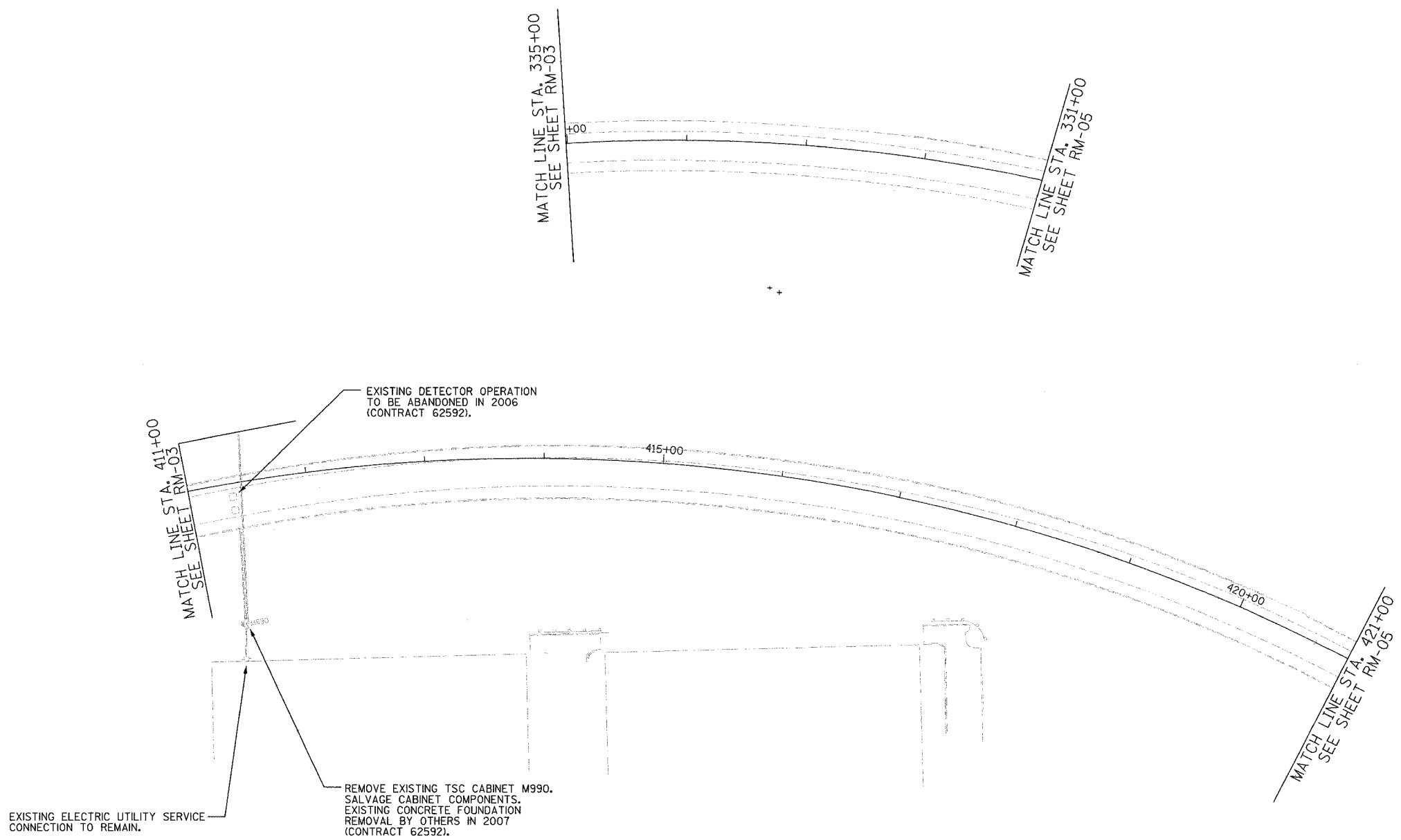
SURVEILLANCE/COMMUNICATIONS
REMOVAL PLAN

SCALE: 1"=50'
DATE: October 29, 2004

DRAWN BY: SD
CHECKED BY: MJL

11/22/2004 04:49:24 PM

| | | | |
|--|----------|------------------|-----------|
| SECTION | COUNTY | TOTAL SHEETS | SHEET NO. |
| 2003-0311 | COOK | 976 | 626 |
| STA. 335+00/411+00 TO STA. 330+50/421+00 | | | |
| FED. ROAD DIST. NO. | ILLINOIS | FED. AID PROJECT | |
| 62583 | | | |

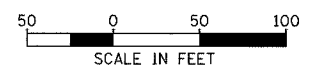


- NOTES:
- SEE DRAWINGS ME-01 AND ME-02 FOR ELECTRICAL SYMBOLS AND ABBREVIATIONS.
 - COORDINATE ALL WORK WITH IDOT CONTRACT NO. 62592.
 - THE EXISTING VEHICLE DETECTION SYSTEM SHALL REMAIN IN OPERATION FOR AS LONG AS POSSIBLE AND SHALL ONLY BE REMOVED/ABANDONED AS DIRECTED BY THE ENGINEER.
 - ALL EXISTING CONDUIT/WIRING BELOW GRADE SHALL BE ABANDONED IN PLACE.

EXISTING DETECTOR OPERATION TO BE ABANDONED IN 2006 (CONTRACT 62592).

REMOVE EXISTING TSC CABINET M990. SALVAGE CABINET COMPONENTS. EXISTING CONCRETE FOUNDATION REMOVAL BY OTHERS IN 2007 (CONTRACT 62592).

EXISTING ELECTRIC UTILITY SERVICE CONNECTION TO REMAIN.



RM-04

| REVISIONS | |
|-----------|---------|
| NAME | DATE |
| REVISED | 1/21/05 |
| | |
| | |
| | |
| | |
| | |
| | |
| | |
| | |

ILLINOIS DEPARTMENT OF TRANSPORTATION
 F.A.I. 94/90 (DAN RYAN EXPRESSWAY)
 31st STREET to I-57

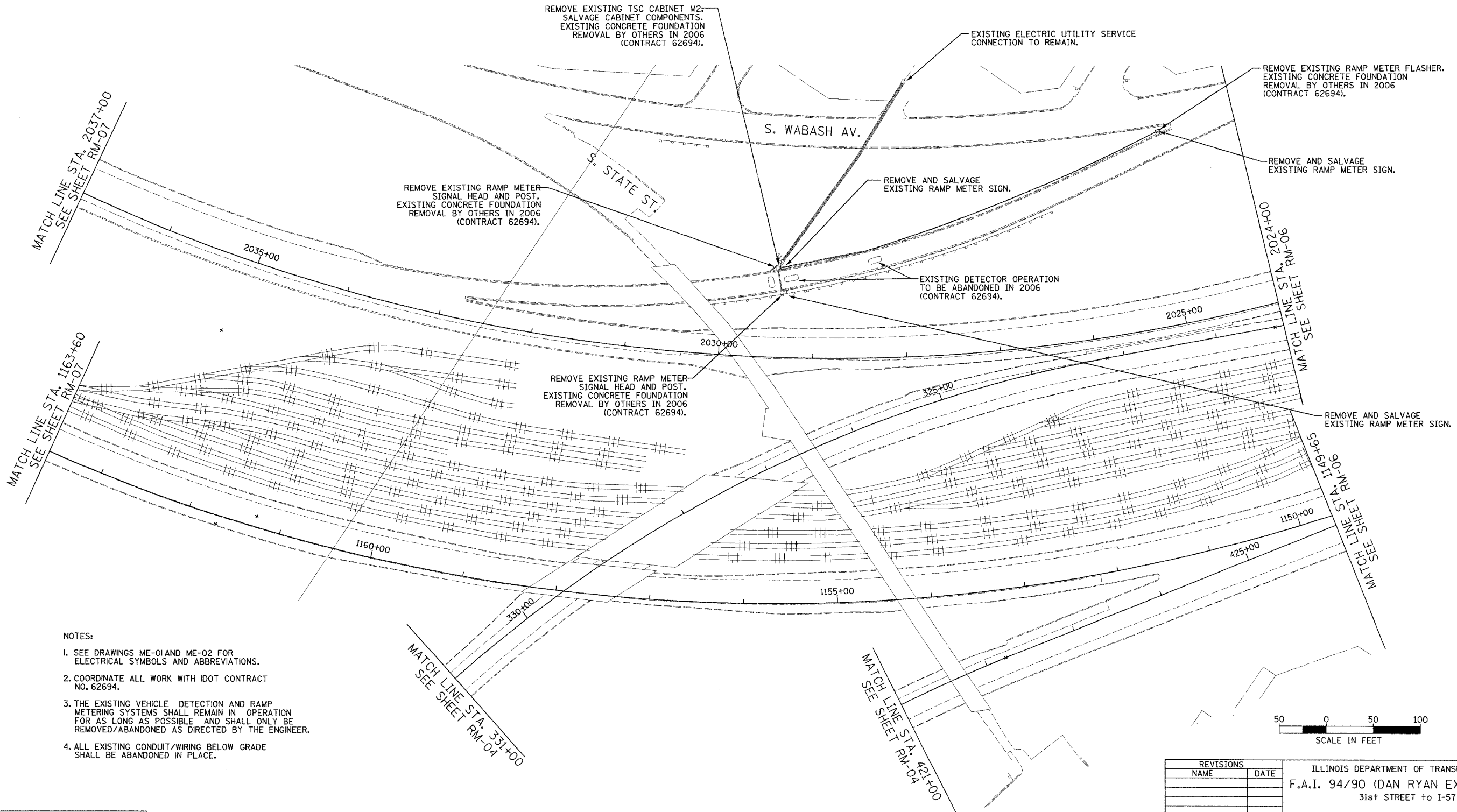
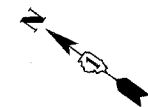
SURVEILLANCE/COMMUNICATIONS
 REMOVAL PLAN

SCALE: 1"=50' DRAWN BY: SD
 DATE: October 29, 2004 CHECKED BY: MJL

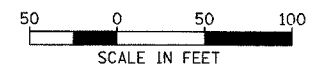
Edwards AND Kelcey
 ONE NORTH FRANKLIN
 CHICAGO, IL 60606
 PHONE: (312) 251-3000
 FAX: (312) 251-3015
 WEB: WWW.EKCORP.COM

01/22/2005 01:20:54 PM

| | | | |
|------------------------------------|------------------------|------------------|-----------|
| SECTION | COUNTY | TOTAL SHEETS | SHEET NO. |
| 2003-0311 | COOK | 976 | 627 |
| STA. 330+50/421+00/1163+60/2037+00 | TO STA. 426+00/2024+00 | | |
| FED. ROAD DIST. NO. | ILLINOIS | FED. AID PROJECT | |
| | | 62583 | |



- NOTES:
1. SEE DRAWINGS ME-01 AND ME-02 FOR ELECTRICAL SYMBOLS AND ABBREVIATIONS.
 2. COORDINATE ALL WORK WITH IDOT CONTRACT NO. 62694.
 3. THE EXISTING VEHICLE DETECTION AND RAMP METERING SYSTEMS SHALL REMAIN IN OPERATION FOR AS LONG AS POSSIBLE AND SHALL ONLY BE REMOVED/ABANDONED AS DIRECTED BY THE ENGINEER.
 4. ALL EXISTING CONDUIT/WIRING BELOW GRADE SHALL BE ABANDONED IN PLACE.



RM-05

Edwards AND Kelcey
 ONE NORTH FRANKLIN
 CHICAGO, IL 60606
 PHONE: (312) 251-3000
 FAX: (312) 251-3015
 WEB: WWW.EKCORP.COM

| REVISIONS | |
|-----------|------|
| NAME | DATE |
| | |
| | |
| | |
| | |
| | |
| | |
| | |
| | |
| | |

ILLINOIS DEPARTMENT OF TRANSPORTATION
 F.A.I. 94/90 (DAN RYAN EXPRESSWAY)
 31st STREET TO I-57

SURVEILLANCE/COMMUNICATIONS
 REMOVAL PLAN

SCALE: 1"=50'
 DATE: October 29, 2004

DRAWN BY: SD
 CHECKED BY: MJL

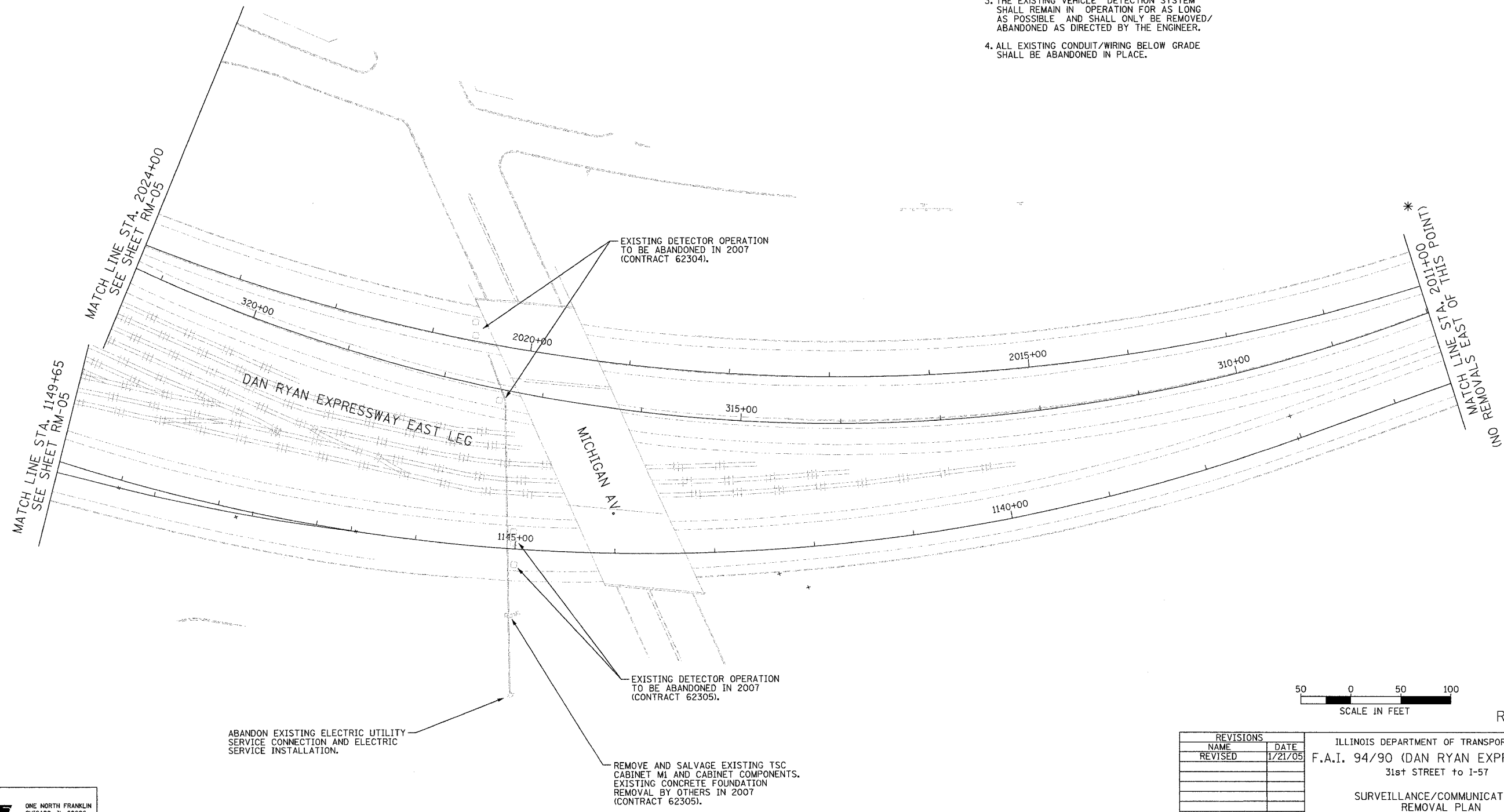
P:\03000\03035\15\road\rm\02002a-stf 10/14/2004 09:31:22 AM

| | | | |
|-------------------------------------|----------|------------------|-----------|
| SECTION | COUNTY | TOTAL SHEETS | SHEET NO. |
| 2003-0311 | COOK | 976 | 628 |
| STA. 426+00/2024+00 TO STA. 2011+00 | | | |
| FED. ROAD DIST. NO. | ILLINOIS | FED. AID PROJECT | |
| 62583 | | | |



NOTES:

- SEE DRAWINGS ME-01 AND ME-02 FOR ELECTRICAL SYMBOLS AND ABBREVIATIONS.
- COORDINATE ALL WORK WITH IDOT CONTRACT NO. 62592, IDOT CONTRACT NO. 62304 AND IDOT CONTRACT NO. 62305.
- THE EXISTING VEHICLE DETECTION SYSTEM SHALL REMAIN IN OPERATION FOR AS LONG AS POSSIBLE AND SHALL ONLY BE REMOVED/ABANDONED AS DIRECTED BY THE ENGINEER.
- ALL EXISTING CONDUIT/WIRING BELOW GRADE SHALL BE ABANDONED IN PLACE.



RM-06

| REVISIONS | |
|-----------|---------|
| NAME | DATE |
| REVISED | 1/21/05 |
| | |
| | |
| | |
| | |
| | |
| | |
| | |
| | |

ILLINOIS DEPARTMENT OF TRANSPORTATION
F.A.I. 94/90 (DAN RYAN EXPRESSWAY)
31st STREET TO I-57

SURVEILLANCE/COMMUNICATIONS
REMOVAL PLAN

SCALE: 1"=50'
DATE: October 29, 2004

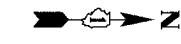
DRAWN BY: SD
CHECKED BY: MJL

**Edwards
AND Kelcey**

ONE NORTH FRANKLIN
CHICAGO, IL 60606
PHONE: (312) 251-3000
FAX: (312) 251-3015
WEB: WWW.EKCORP.COM

01/22/2005 01:21:00 PM

| | | | | | | | | |
|---------------------|---------------------------------|------------------|------|--------------|-----|-----------|-----|--|
| SECTION | 2003-0311 | COUNTY | COOK | TOTAL SHEETS | 976 | SHEET NO. | 629 | |
| STA. | 142+00/245+00/ 335+00/411+00 | TO STA. 1204+00 | | | | | | |
| FED. ROAD DIST. NO. | ILLINOIS | FED. AID PROJECT | | | | | | |
| 62583 | | | | | | | | |



EXISTING ELECTRIC UTILITY SERVICE CONNECTION TO REMAIN. MAINTAIN 2 EXISTING ELECTRIC SERVICE INSTALLATIONS.

PERRY AVE.

MATCH LINE STA. 142+00
SEE SHEET RM-03

REMOVE EXISTING TSC CABINET N89. SALVAGE CABINET COMPONENTS. EXISTING CONCRETE FOUNDATION REMOVAL BY OTHERS IN 2006 (CONTRACT 62593).

EXISTING DETECTOR OPERATION TO BE ABANDONED IN 2006 (CONTRACT 62593).

S. LAFAYETTE AV.

96th ST.

MATCH LINE STA. 1163+60
SEE SHEET RM-05

MATCH LINE STA. 245+00
SEE SHEET RM-03

MATCH LINE STA. 2031+00
SEE SHEET RM-05

MATCH LINE STA. 1204+00
SEE SHEET RM-08

1165+00

145+00

170+00

150+00

1200+00

250+00

2200+00

255+00

2040+00

2045+00

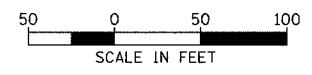
EXISTING DETECTOR OPERATION TO BE ABANDONED IN 2006 (CONTRACT 62592).

S. STATE ST.

REMOVE EXISTING TSC CABINET M90. SALVAGE CABINET COMPONENTS. EXISTING CONCRETE FOUNDATION REMOVAL BY OTHERS IN 2006 (CONTRACT 62592).

NOTES:

1. SEE DRAWINGS ME-01 AND ME-02 FOR ELECTRICAL SYMBOLS AND ABBREVIATIONS.
2. COORDINATE ALL WORK WITH IDOT CONTRACT NO. 62592 AND IDOT CONTRACT NO. 62593.
3. THE EXISTING VEHICLE DETECTION SYSTEM SHALL REMAIN IN OPERATION FOR AS LONG AS POSSIBLE AND SHALL ONLY BE REMOVED/ABANDONED AS DIRECTED BY THE ENGINEER.
4. ALL EXISTING CONDUIT/WIRING BELOW GRADE, AND ALL EXISTING HANDHOLES SHALL BE ABANDONED IN PLACE UNLESS OTHERWISE NOTED. WHERE CONDUIT IS NOTED TO REMAIN, WIRING SHALL REMAIN ALSO.



RM-07

Edwards AND Kelcey
ONE NORTH FRANKLIN
CHICAGO, IL 60606
PHONE: (312) 251-3000
FAX: (312) 251-3015
WEB: WWW.EKCORP.COM

| REVISIONS | |
|-----------|------|
| NAME | DATE |
| | |
| | |
| | |
| | |
| | |
| | |
| | |
| | |
| | |
| | |

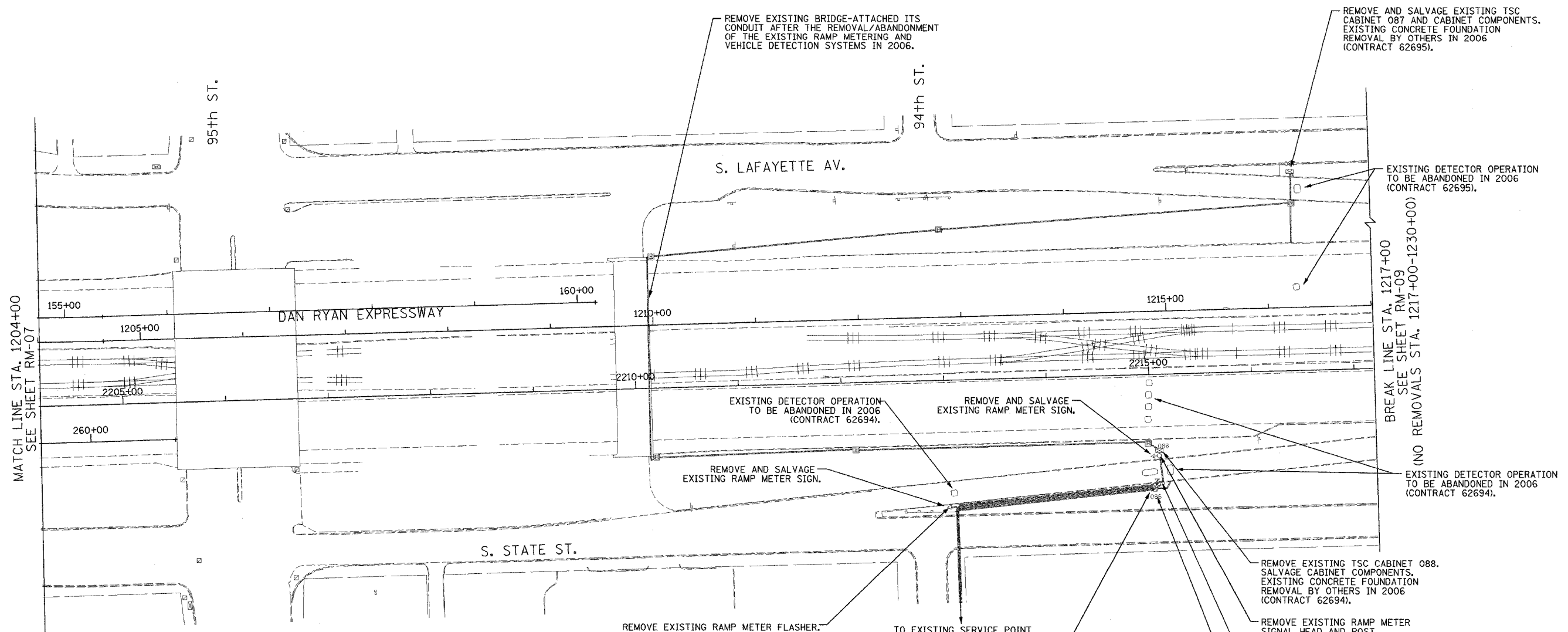
ILLINOIS DEPARTMENT OF TRANSPORTATION
F.A.I. 94/90 (DAN RYAN EXPRESSWAY)
31st STREET TO I-57

SURVEILLANCE/COMMUNICATIONS
REMOVAL PLAN

SCALE: 1"=50'
DATE: October 29, 2004
DRAWN BY: SD
CHECKED BY: MJL

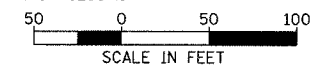
11/22/2004 04:46:32 PM

| | | | |
|---------------------|---------------------------|--------------|-----------|
| SECTION | COUNTY | TOTAL SHEETS | SHEET NO. |
| 2003-0311 | COOK | 976 | 630 |
| STA. 1204+00 | TO STA. 1217+00 | | |
| FED. ROAD DIST. NO. | ILLINOIS FED. AID PROJECT | | |
| 62583 | | | |



NOTES:

- SEE DRAWINGS ME-01 AND ME-02 FOR ELECTRICAL SYMBOLS AND ABBREVIATIONS.
- COORDINATE ALL WORK WITH IDOT CONTRACT NO. 62694 AND IDOT CONTRACT NO. 62695.
- THE EXISTING VEHICLE DETECTION AND RAMP METERING SYSTEMS SHALL REMAIN IN OPERATION FOR AS LONG AS POSSIBLE AND SHALL ONLY BE REMOVED/ABANDONED AS DIRECTED BY THE ENGINEER.
- ALL EXISTING CONDUIT/WIRING BELOW GRADE, AND ALL EXISTING HANDHOLES SHALL BE ABANDONED IN PLACE.



RM-08

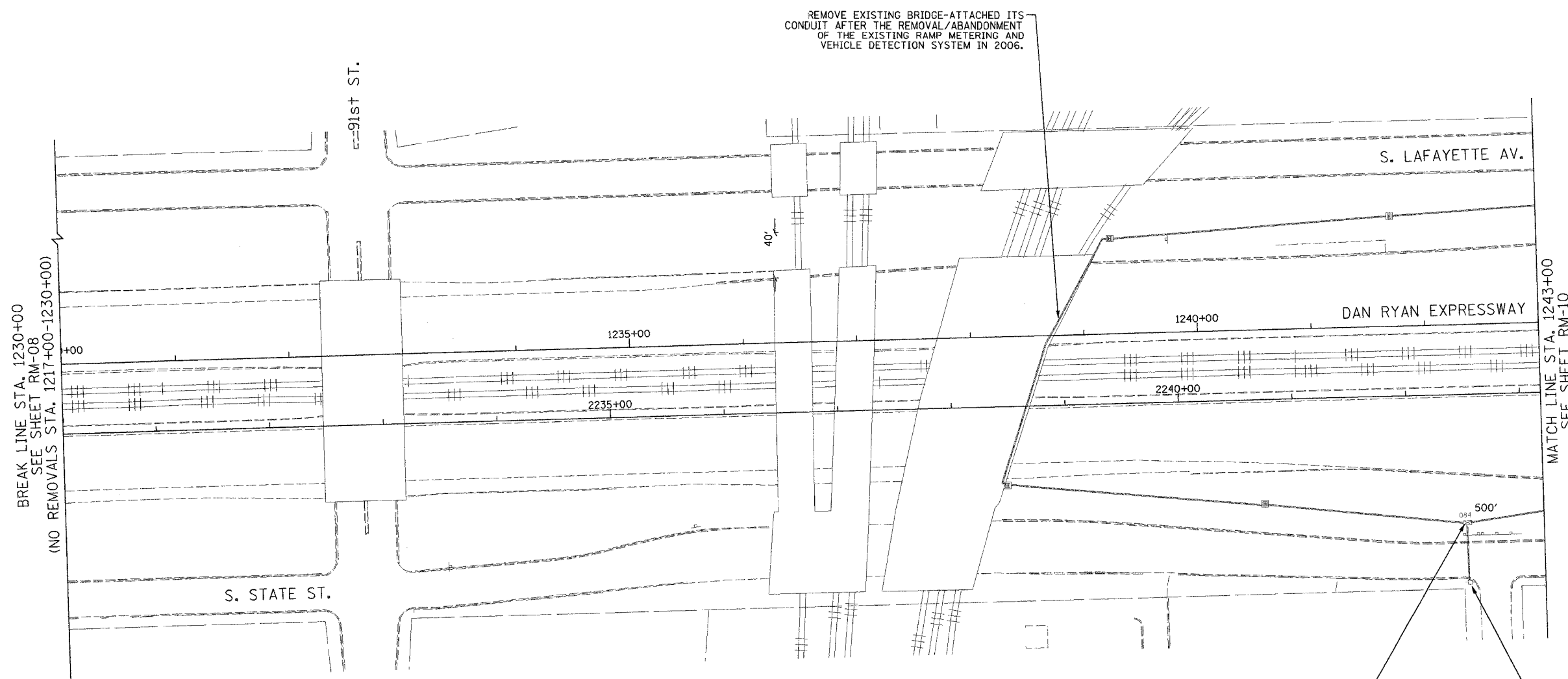
Edwards AND Kelcey
 ONE NORTH FRANKLIN
 CHICAGO, IL 60606
 PHONE: (312) 251-3000
 FAX: (312) 251-3015
 WEB: WWW.EKCORP.COM

| REVISIONS | |
|-----------|------|
| NAME | DATE |
| | |
| | |
| | |
| | |
| | |
| | |
| | |
| | |
| | |
| | |

ILLINOIS DEPARTMENT OF TRANSPORTATION
 F.A.I. 94/90 (DAN RYAN EXPRESSWAY)
 31st STREET to I-57
 SURVEILLANCE/COMMUNICATIONS
 REMOVAL PLAN
 SCALE: 1"=50'
 DATE: October 29, 2004
 DRAWN BY: SD
 CHECKED BY: M.J.L.

P:\030009\035\94\road\rm\08\08.dwg 10/14/2004 09:31:35 AM

| | | | |
|---------------------|-----------------|------------------|-----------|
| SECTION | COUNTY | TOTAL SHEETS | SHEET NO. |
| 2003-0311 | COOK | 976 | 631 |
| STA. 1230+00 | TO STA. 1243+00 | | |
| FED. ROAD DIST. NO. | ILLINOIS | FED. AID PROJECT | |
| 62583 | | | |



NOTES:

1. SEE DRAWINGS ME-01 AND ME-02 FOR ELECTRICAL SYMBOLS AND ABBREVIATIONS.
2. COORDINATE ALL WORK WITH IDOT CONTRACT NO. 62694.
3. THE EXISTING VEHICLE DETECTION SYSTEM SHALL REMAIN IN OPERATION FOR AS LONG AS POSSIBLE AND SHALL ONLY BE REMOVED/ABANDONED AS DIRECTED BY THE ENGINEER.
4. ALL EXISTING CONDUIT/WIRING BELOW GRADE, AND ALL EXISTING HANDHOLES SHALL BE ABANDONED IN PLACE.

Edwards AND Kelcey
 ONE NORTH FRANKLIN
 CHICAGO, IL 60606
 PHONE: (312) 251-3000
 FAX: (312) 251-3015
 WEB: WWW.EDWARDS-AND-KELCEY.COM

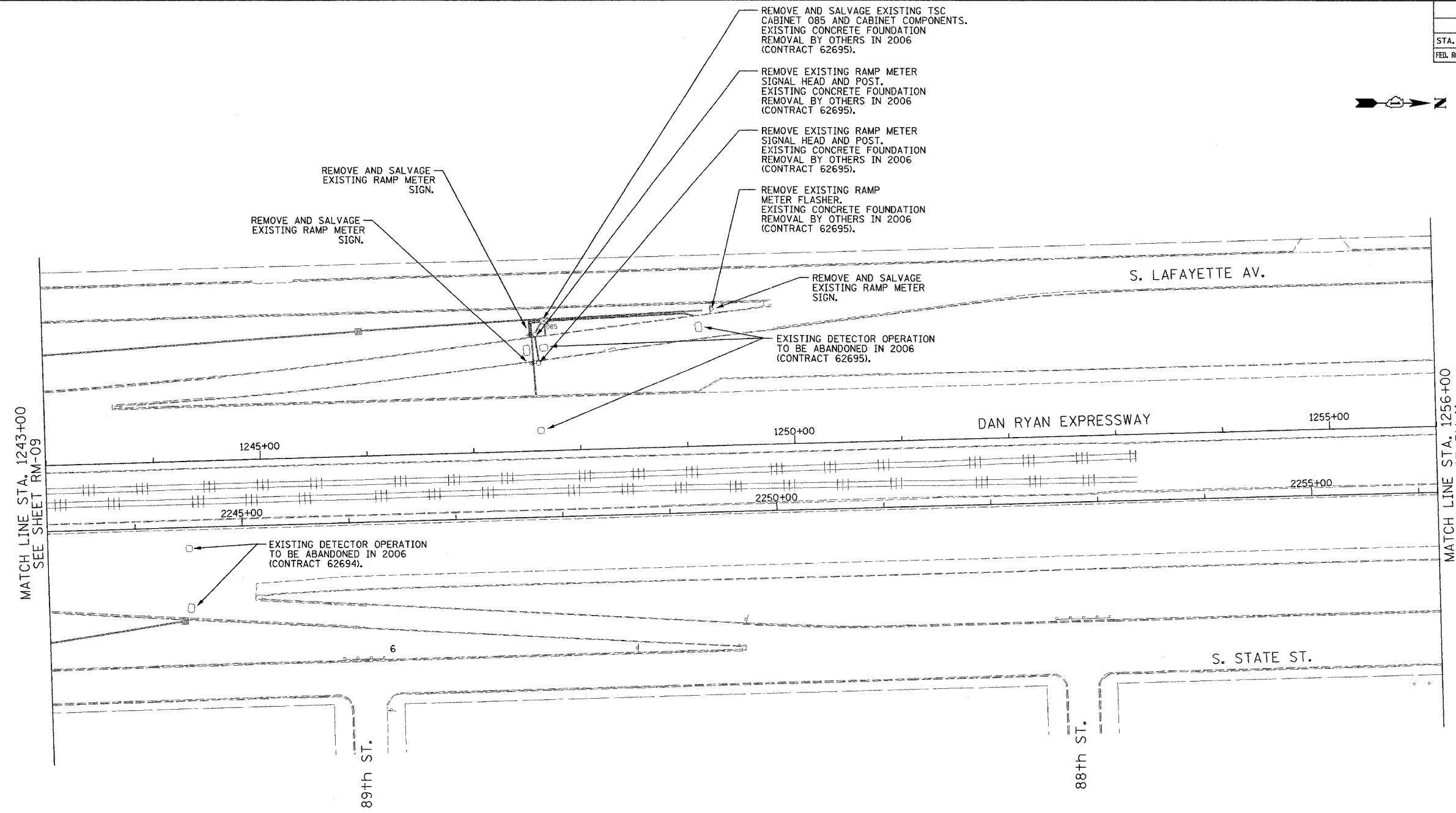
| REVISIONS | |
|-----------|------|
| NAME | DATE |
| | |
| | |
| | |
| | |
| | |
| | |
| | |
| | |
| | |
| | |

ILLINOIS DEPARTMENT OF TRANSPORTATION
 F.A.I. 94/90 (DAN RYAN EXPRESSWAY)
 31st STREET to I-57
 SURVEILLANCE/COMMUNICATIONS
 REMOVAL PLAN
 SCALE: 1"=50'
 DATE: October 29, 2004
 DRAWN BY: SD
 CHECKED BY: MJL

RM-09

P:\03000\03035\Vis\road\rm09\2002\22a.rvt 10/14/2004 09:31:39 AM

| | | | |
|------------------------------|--------|---------------------------|-----------|
| SECTION | COUNTY | TOTAL SHEETS | SHEET NO. |
| 2003-0311 | COOK | 976 | 632 |
| STA. 1243+00 TO STA. 1256+00 | | | |
| FED. ROAD DIST. NO. | | ILLINOIS FED. AID PROJECT | |
| 62583 | | | |



REMOVE AND SALVAGE EXISTING TSC CABINET 085 AND CABINET COMPONENTS, EXISTING CONCRETE FOUNDATION REMOVAL BY OTHERS IN 2006 (CONTRACT 62695).

REMOVE EXISTING RAMP METER SIGNAL HEAD AND POST, EXISTING CONCRETE FOUNDATION REMOVAL BY OTHERS IN 2006 (CONTRACT 62695).

REMOVE EXISTING RAMP METER SIGNAL HEAD AND POST, EXISTING CONCRETE FOUNDATION REMOVAL BY OTHERS IN 2006 (CONTRACT 62695).

REMOVE EXISTING RAMP METER FLASHER, EXISTING CONCRETE FOUNDATION REMOVAL BY OTHERS IN 2006 (CONTRACT 62695).

REMOVE AND SALVAGE EXISTING RAMP METER SIGN.

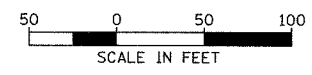
REMOVE AND SALVAGE EXISTING RAMP METER SIGN.

REMOVE AND SALVAGE EXISTING RAMP METER SIGN.

EXISTING DETECTOR OPERATION TO BE ABANDONED IN 2006 (CONTRACT 62695).

EXISTING DETECTOR OPERATION TO BE ABANDONED IN 2006 (CONTRACT 62694).

- NOTES:
- SEE DRAWINGS ME-01 AND ME-02 FOR ELECTRICAL SYMBOLS AND ABBREVIATIONS.
 - COORDINATE ALL WORK WITH IDOT CONTRACT NO. 62694 AND IDOT CONTRACT NO. 62695.
 - THE EXISTING VEHICLE DETECTION AND RAMP METERING SYSTEMS SHALL REMAIN IN OPERATION FOR AS LONG AS POSSIBLE AND SHALL ONLY BE REMOVED/ABANDONED AS DIRECTED BY THE ENGINEER.
 - ALL EXISTING CONDUIT/WIRING BELOW GRADE, AND ALL EXISTING HANDHOLES SHALL BE ABANDONED IN PLACE.



RM-10

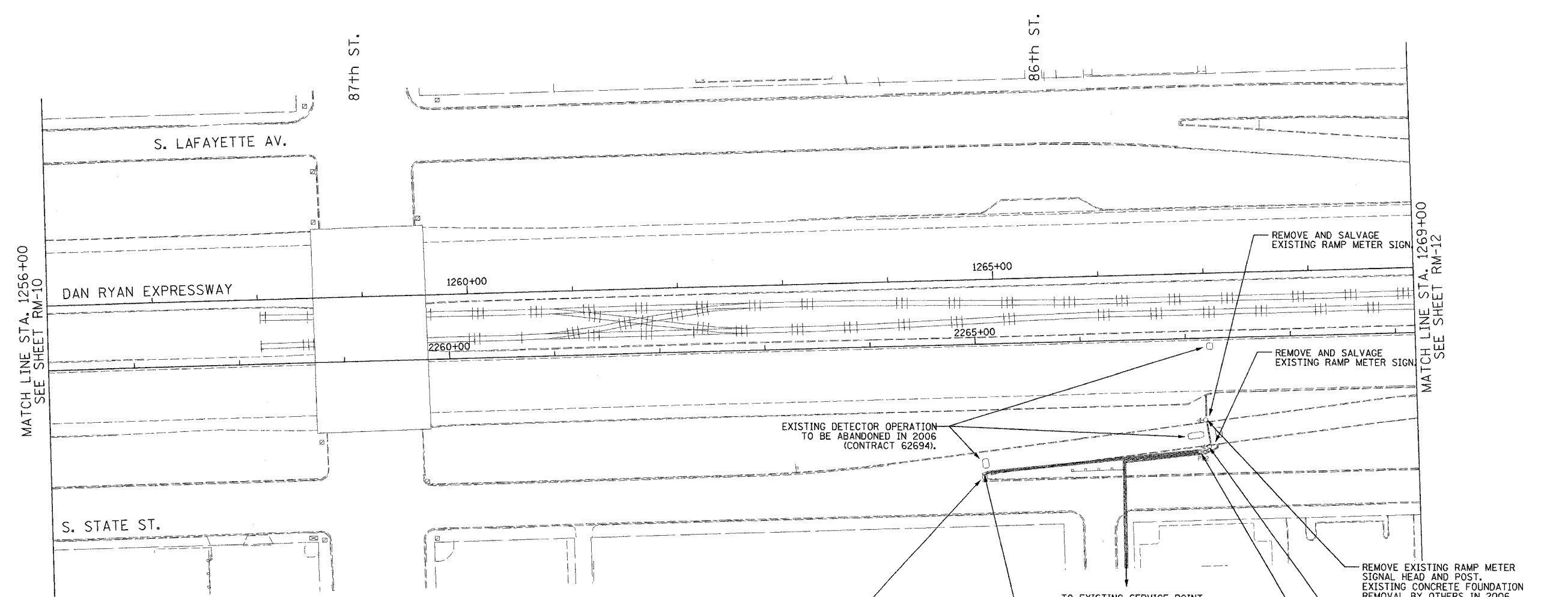
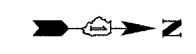
Edwards AND Kelcey
 ONE NORTH FRANKLIN
 CHICAGO, IL 60606
 PHONE: (312) 251-3000
 FAX: (312) 251-3015
 WEB: WWW.EKCORP.COM

| REVISIONS | | ILLINOIS DEPARTMENT OF TRANSPORTATION F.A.I. 94/90 (DAN RYAN EXPRESSWAY) 31st STREET TO I-57 SURVEILLANCE/COMMUNICATIONS REMOVAL PLAN |
|-----------|------|---|
| NAME | DATE | |
| | | |
| | | |
| | | |
| | | |
| | | |
| | | |
| | | |
| | | |
| | | |
| | | |

SCALE: 1"=50'
 DATE: October 29, 2004
 DRAWN BY: SD
 CHECKED BY: MJL

P:\030019\0305\16\cadd\rm\0120122.sst 10/14/2004 09:31:44 AM

| | | | |
|---------------------|-----------------|------------------|-----------|
| SECTION | COUNTY | TOTAL SHEETS | SHEET NO. |
| 2003-0311 | COOK | 976 | 633 |
| STA. 1256+00 | TO STA. 1269+00 | | |
| FED. ROAD DIST. NO. | ILLINOIS | FED. AID PROJECT | |
| 62583 | | | |



MATCH LINE STA. 1256+00
SEE SHEET RM-10

MATCH LINE STA. 1269+00
SEE SHEET RM-12

- NOTES:
- SEE DRAWINGS ME-01 AND ME-02 FOR ELECTRICAL SYMBOLS AND ABBREVIATIONS.
 - COORDINATE ALL WORK WITH IDOT CONTRACT NO. 62694.
 - THE EXISTING VEHICLE DETECTION AND RAMP METERING SYSTEMS SHALL REMAIN IN OPERATION FOR AS LONG AS POSSIBLE AND SHALL ONLY BE REMOVED/ABANDONED AS DIRECTED BY THE ENGINEER.
 - ALL EXISTING CONDUIT/WIRING BELOW GRADE SHALL BE ABANDONED IN PLACE.

REMOVE AND SALVAGE EXISTING RAMP METER SIGN.

EXISTING DETECTOR OPERATION TO BE ABANDONED IN 2006 (CONTRACT 62694).

TO EXISTING SERVICE POINT (EXISTING ELECTRIC UTILITY SERVICE CONNECTION TO REMAIN).

REMOVE EXISTING RAMP METER FLASHER. EXISTING CONCRETE FOUNDATION REMOVAL BY OTHERS IN 2006 (CONTRACT 62694).

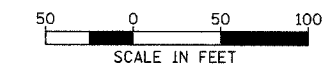
REMOVE AND SALVAGE EXISTING RAMP METER SIGN.

REMOVE AND SALVAGE EXISTING RAMP METER SIGN.

REMOVE EXISTING RAMP METER SIGNAL HEAD AND POST. EXISTING CONCRETE FOUNDATION REMOVAL BY OTHERS IN 2006 (CONTRACT 62694).

REMOVE EXISTING RAMP METER SIGNAL HEAD AND POST. EXISTING CONCRETE FOUNDATION REMOVAL BY OTHERS IN 2006 (CONTRACT 62694).

REMOVE EXISTING TSC CABINET P82. SALVAGE CABINET COMPONENTS. EXISTING CONCRETE FOUNDATION REMOVAL BY OTHERS IN 2006 (CONTRACT 62694).



RM-11

Edwards AND Kelcey
ONE NORTH FRANKLIN
CHICAGO, IL 60606
PHONE: (312) 251-3000
FAX: (312) 251-3015
WEB: WWW.EKCORP.COM

| REVISIONS | |
|-----------|------|
| NAME | DATE |
| | |
| | |
| | |
| | |
| | |
| | |
| | |
| | |
| | |
| | |

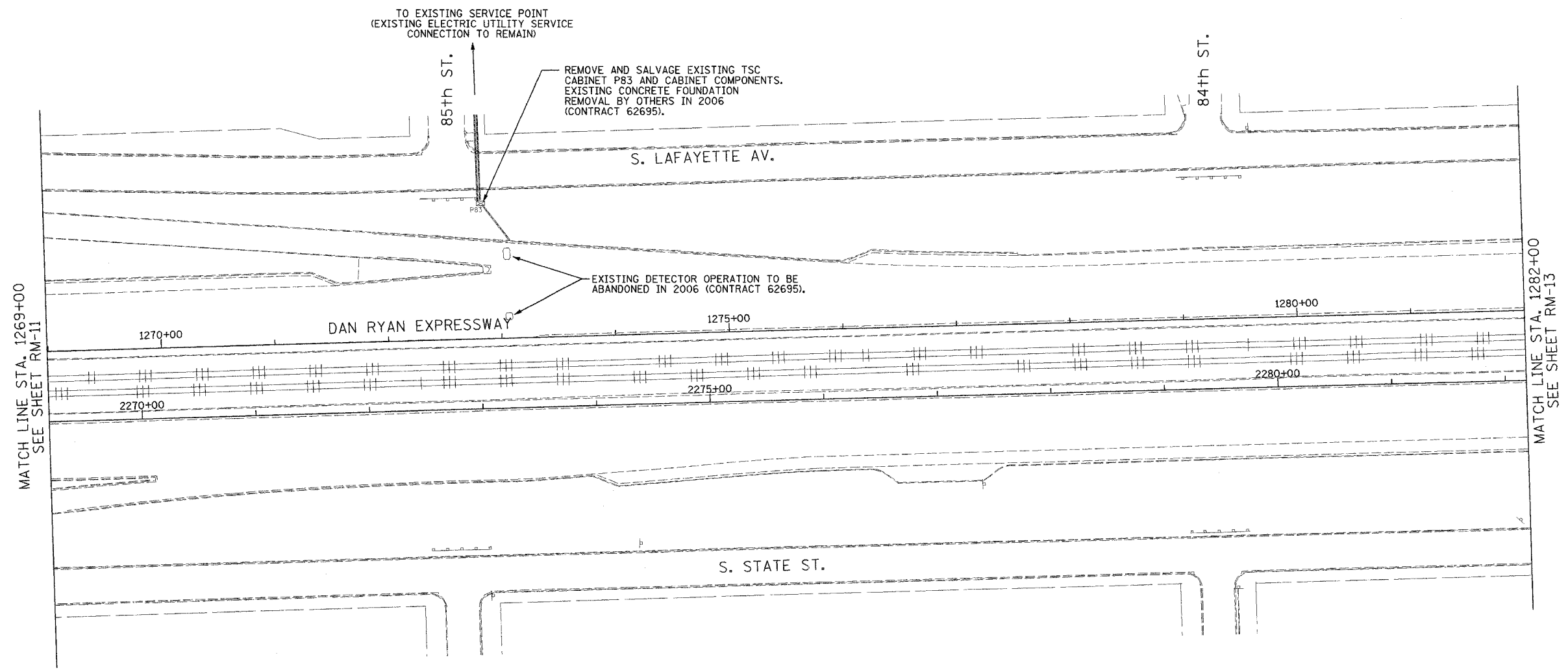
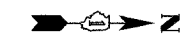
ILLINOIS DEPARTMENT OF TRANSPORTATION
F.A.I. 94/90 (DAN RYAN EXPRESSWAY)
31st STREET to I-57

SURVEILLANCE/COMMUNICATIONS
REMOVAL PLAN

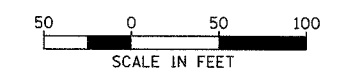
SCALE: 1"=50'
DATE: October 29, 2004
DRAWN BY: SD
CHECKED BY: MJL

PA:030009.035\5\road\rm02042e.dwg 10/14/2004 09:31:49 AM

| | | | |
|------------------------------|----------|------------------|-----------|
| SECTION | COUNTY | TOTAL SHEETS | SHEET NO. |
| 2003-031I | COOK | 976 | 634 |
| STA. 1269+00 TO STA. 1282+00 | | | |
| FED. ROAD DIST. NO. | ILLINOIS | FED. AID PROJECT | |
| 62583 | | | |



- NOTES:
1. SEE DRAWINGS ME-01 AND ME-02 FOR ELECTRICAL SYMBOLS AND ABBREVIATIONS.
 2. COORDINATE ALL WORK WITH IDOT CONTRACT NO. 62695.
 3. THE EXISTING VEHICLE DETECTION SYSTEM SHALL REMAIN IN OPERATION FOR AS LONG AS POSSIBLE, AND SHALL ONLY BE REMOVED/ABANDONED AS DIRECTED BY THE ENGINEER.
 4. ALL EXISTING CONDUIT/WIRING BELOW GRADE SHALL BE ABANDONED IN PLACE.



RM-12

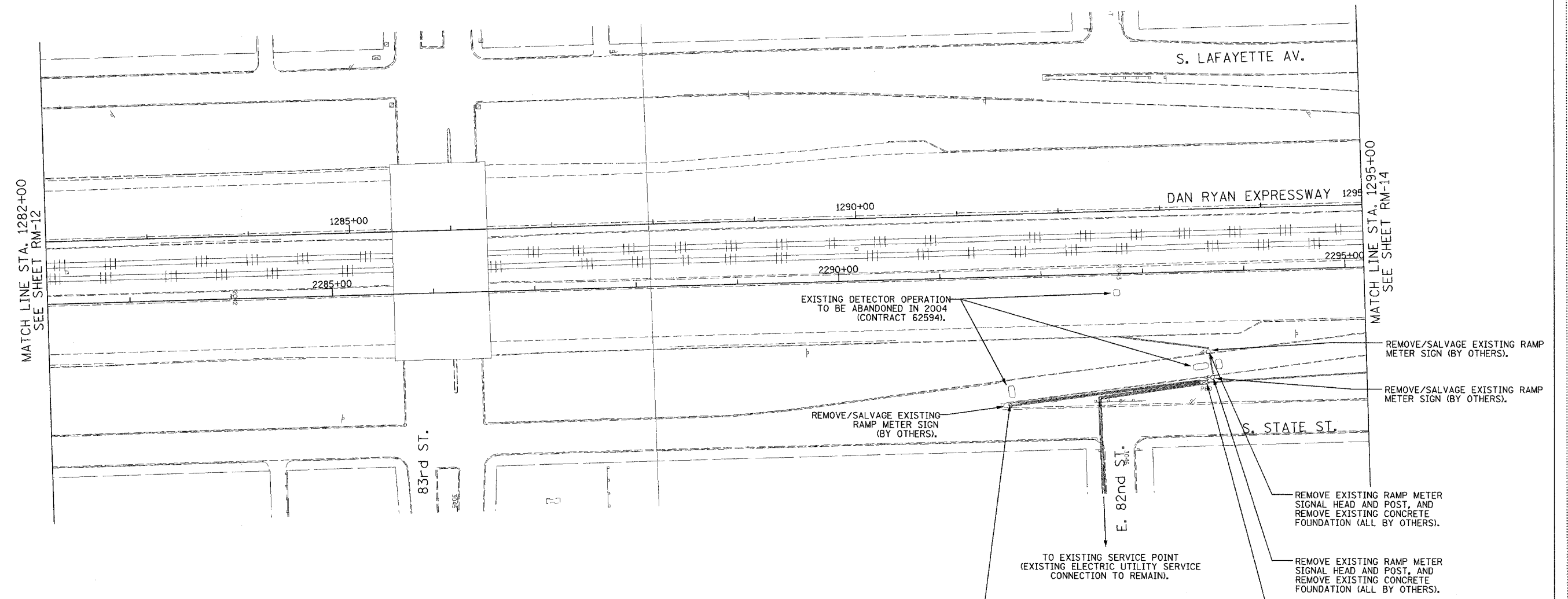
Edwards AND Kelcey
 ONE NORTH FRANKLIN
 CHICAGO, IL 60606
 PHONE: (312) 251-3000
 FAX: (312) 251-3015
 WEB: WWW.EKCORP.COM

| REVISIONS | |
|-----------|------|
| NAME | DATE |
| | |
| | |
| | |
| | |
| | |
| | |
| | |
| | |
| | |
| | |

ILLINOIS DEPARTMENT OF TRANSPORTATION
 F.A.I. 94/90 (DAN RYAN EXPRESSWAY)
 31st STREET TO I-57
 SURVEILLANCE/COMMUNICATIONS
 REMOVAL PLAN
 SCALE: 1"=50'
 DATE: October 29, 2004
 DRAWN BY: SD
 CHECKED BY: MJL

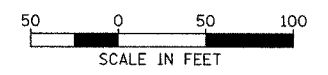
P:\030009\0315\16\roads\rm\201528.sif 10/14/2004 09:31:55 AM

| | | | |
|---------------------|-----------------|------------------|-----------|
| SECTION | COUNTY | TOTAL SHEETS | SHEET NO. |
| 2003-0311 | COOK | 976 | 695 |
| STA. 1282+00 | TO STA. 1295+00 | | |
| FED. ROAD DIST. NO. | ILLINOIS | FED. AID PROJECT | |
| 62583 | | | |



THIS SHEET FOR
INFORMATION
ONLY

- NOTES:
1. SEE DRAWINGS ME-01 AND ME-02 FOR ELECTRICAL SYMBOLS AND ABBREVIATIONS.
 2. ALL ITS EQUIPMENT REMOVAL AND SALVAGE WORK THIS SHEET BY OTHERS (IDOT CONTRACT NO. 62594).
 3. THE EXISTING RAMP METERING AND VEHICLE DETECTION SYSTEMS SHALL REMAIN IN OPERATION FOR AS LONG AS POSSIBLE AND SHALL ONLY BE REMOVED/ABANDONED AS DIRECTED BY THE ENGINEER.
 4. ALL EXISTING CONDUIT/WIRING BELOW GRADE SHALL BE ABANDONED IN PLACE.



RM-13

**Edwards
AND Kelcey**
ONE NORTH FRANKLIN
CHICAGO, IL 60606
PHONE: (312) 251-3000
FAX: (312) 251-3015
WEB: WWW.EKCORP.COM

| REVISIONS | |
|-----------|------|
| NAME | DATE |
| | |
| | |
| | |
| | |
| | |
| | |
| | |
| | |
| | |
| | |

ILLINOIS DEPARTMENT OF TRANSPORTATION
F.A.I. 94/90 (DAN RYAN EXPRESSWAY)
31st STREET TO I-57

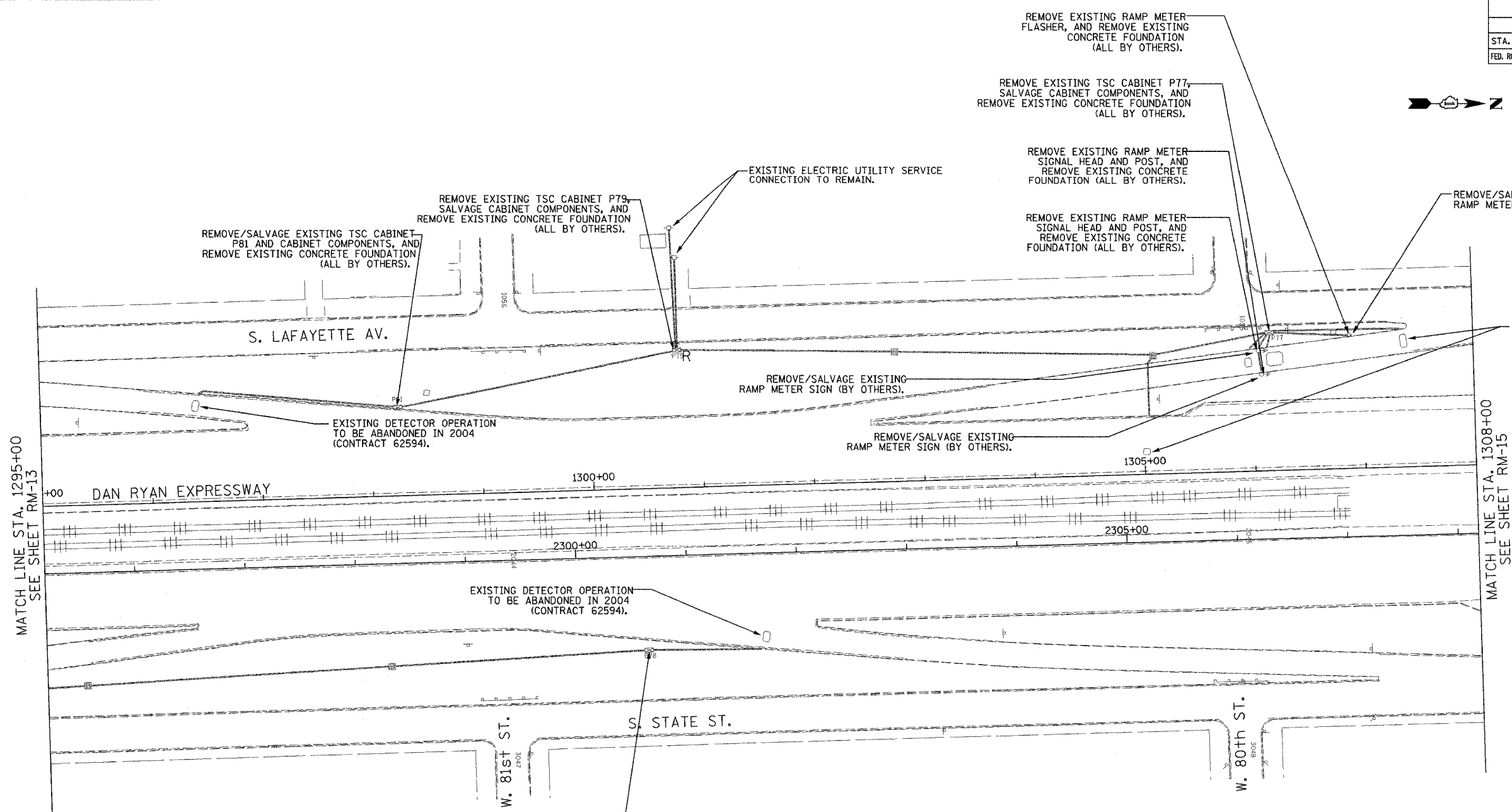
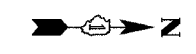
SURVEILLANCE/COMMUNICATIONS
REMOVAL PLAN

SCALE: 1"=50'
DATE: October 29, 2004

DRAWN BY: SD
CHECKED BY: MJL

P:\0300\94035\16\road\1\m02\062a.rvt 10/14/2004 09:32:04 AM

| | | | |
|------------------------------|---------------------------|--------------|-----------|
| SECTION | COUNTY | TOTAL SHEETS | SHEET NO. |
| 2003-0311 | COOK | 976 | 696 |
| STA. 1295+00 TO STA. 1308+00 | | | |
| FED. ROAD DIST. NO. | ILLINOIS FED. AID PROJECT | | |
| | 62583 | | |

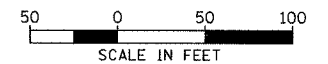


MATCH LINE STA. 1295+00
SEE SHEET RM-13

MATCH LINE STA. 1308+00
SEE SHEET RM-15

THIS SHEET FOR
INFORMATION
ONLY

- NOTES:
- SEE DRAWINGS ME-01 AND ME-02 FOR ELECTRICAL SYMBOLS AND ABBREVIATIONS.
 - ALL ITS EQUIPMENT REMOVAL AND SALVAGE WORK THIS SHEET BY OTHERS (IDOT CONTRACT NO. 62594).
 - THE EXISTING RAMP METERING AND VEHICLE DETECTION SYSTEMS SHALL REMAIN IN OPERATION FOR AS LONG AS POSSIBLE AND SHALL ONLY BE REMOVED/ABANDONED AS DIRECTED BY THE ENGINEER.
 - ALL EXISTING CONDUIT/WIRING BELOW GRADE, AND ALL EXISTING HANDHOLES SHALL BE ABANDONED IN PLACE.



RM-14

| REVISIONS | |
|-----------|------|
| NAME | DATE |
| | |
| | |
| | |
| | |
| | |
| | |
| | |
| | |
| | |
| | |

ILLINOIS DEPARTMENT OF TRANSPORTATION
F.A.I. 94/90 (DAN RYAN EXPRESSWAY)
31st STREET TO I-57

SURVEILLANCE/COMMUNICATIONS
REMOVAL PLAN

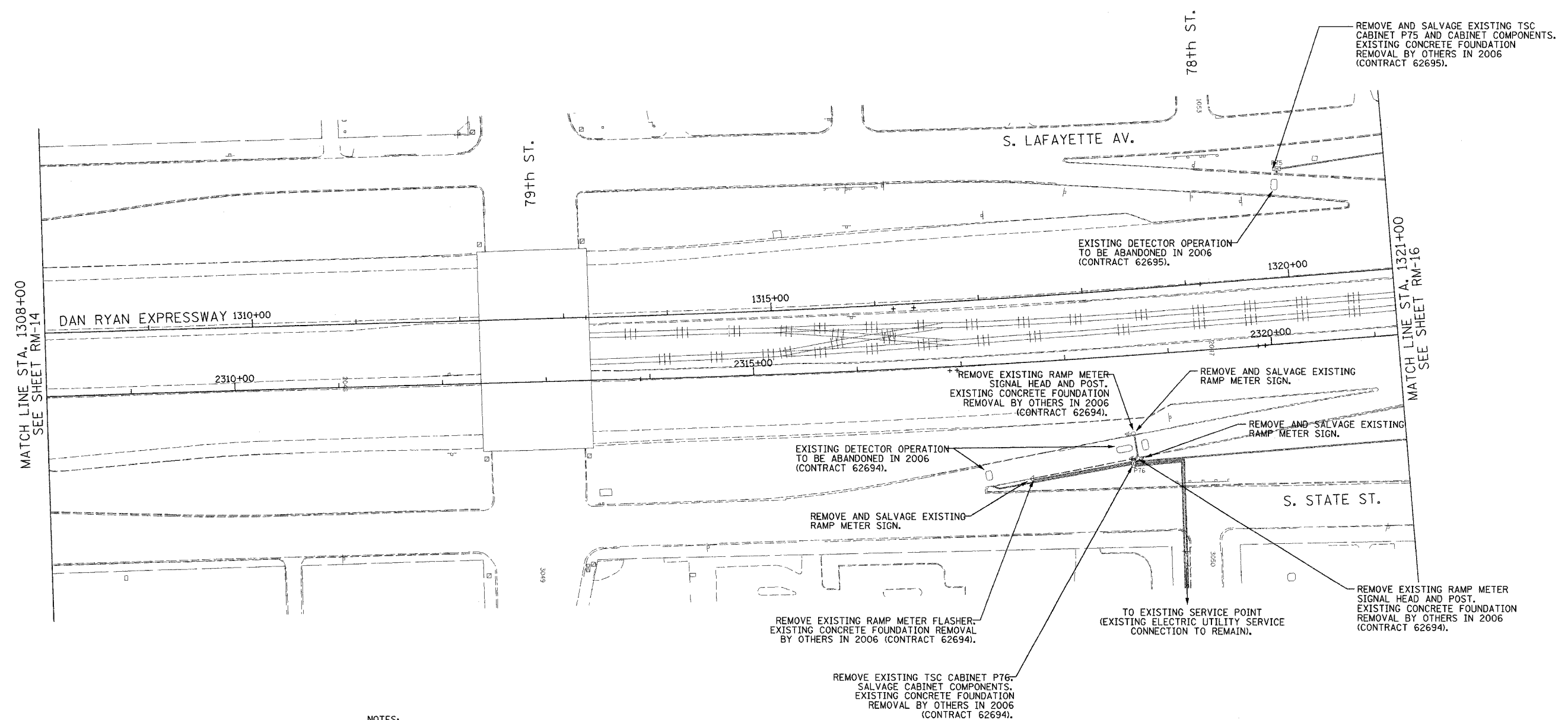
SCALE: 1"=50'
DATE: October 29, 2004

DRAWN BY: SD
CHECKED BY: MJL

Edwards AND Kelcey
ONE NORTH FRANKLIN
CHICAGO, IL 60606
PHONE: (312) 251-3000
FAX: (312) 251-3015
WEB: WWW.EDKCORP.COM

PA-030009035 Vis Coord Vm2017 28.517 10/14/2004 09:32:11 AM

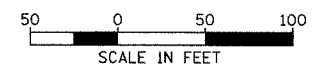
| | | | |
|------------------------------|----------|------------------|-----------|
| SECTION | COUNTY | TOTAL SHEETS | SHEET NO. |
| 2003-0311 | COOK | 976 | 637 |
| STA. 1308+00 TO STA. 1321+00 | | | |
| FED. ROAD DIST. NO. | ILLINOIS | FED. AID PROJECT | |
| 62583 | | | |



MATCH LINE STA. 1308+00
SEE SHEET RM-14

MATCH LINE STA. 1321+00
SEE SHEET RM-16

- NOTES:
- SEE DRAWINGS ME-01 AND ME-02 FOR ELECTRICAL SYMBOLS AND ABBREVIATIONS.
 - COORDINATE ALL WORK WITH IDOT CONTRACT NO. 62694 AND IDOT CONTRACT NO. 62695.
 - THE EXISTING VEHICLE DETECTION AND RAMP METERING SYSTEMS SHALL REMAIN IN OPERATION FOR AS LONG AS POSSIBLE AND SHALL ONLY BE REMOVED/ABANDONED AS DIRECTED BY THE ENGINEER.
 - ALL EXISTING CONDUIT/WIRING BELOW GRADE SHALL BE ABANDONED IN PLACE.



RM-15

Edwards AND Kelcey
 ONE NORTH FRANKLIN
 CHICAGO, IL 60606
 PHONE: (312) 251-3000
 FAX: (312) 251-3015
 WEB: WWW.EKCORP.COM

| REVISIONS | |
|-----------|------|
| NAME | DATE |
| | |
| | |
| | |
| | |
| | |
| | |
| | |
| | |
| | |
| | |

ILLINOIS DEPARTMENT OF TRANSPORTATION
 F.A.I. 94/90 (DAN RYAN EXPRESSWAY)
 31st STREET TO I-57

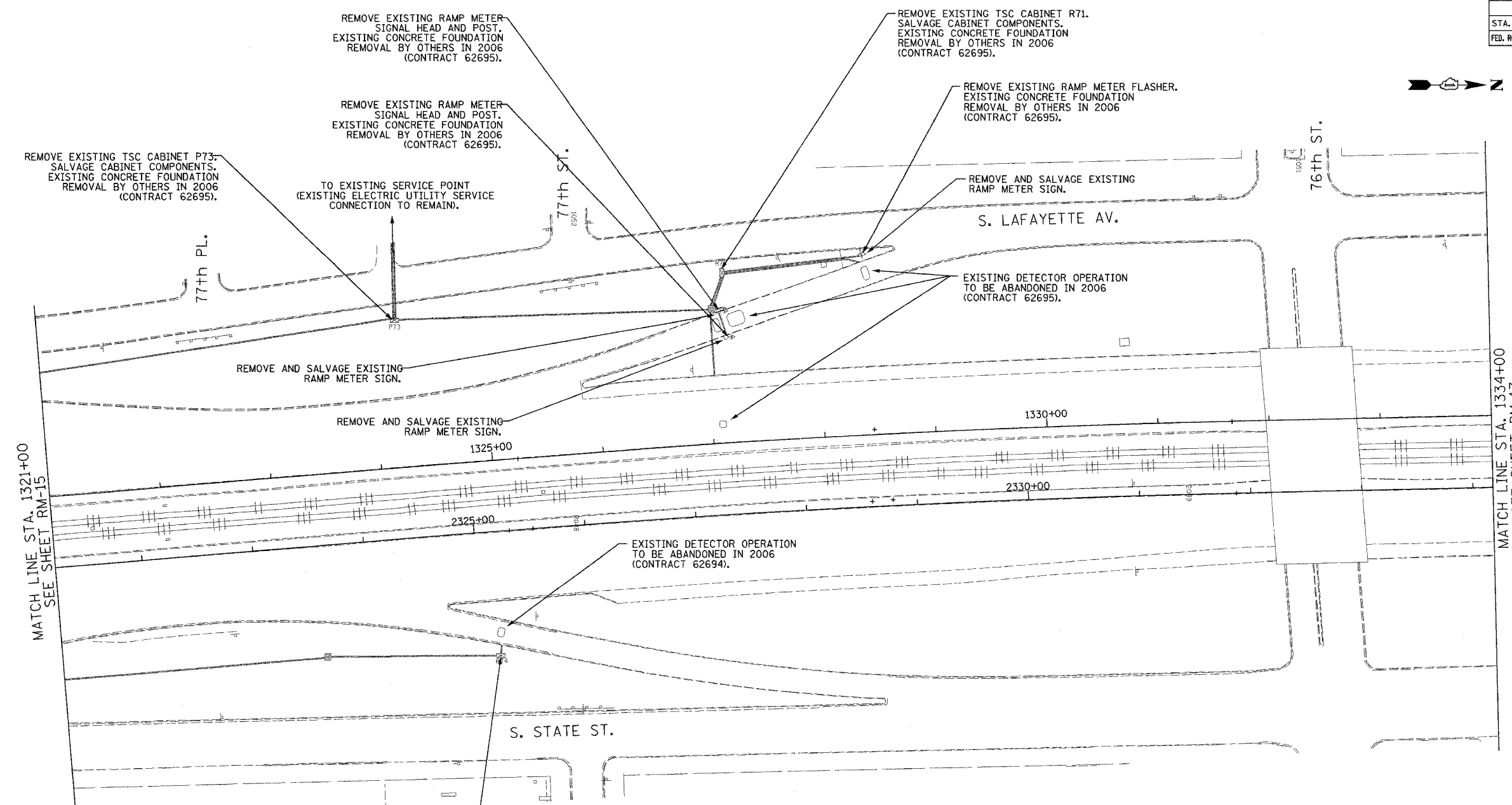
SURVEILLANCE/COMMUNICATIONS
 REMOVAL PLAN

SCALE: 1"=50'
 DATE: October 29, 2004

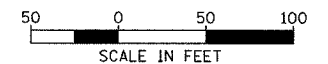
DRAWN BY: SD
 CHECKED BY: MJL

P:\030019\0311\1308-1321\RM-15.dwg 10/14/2004 09:32:18 AM

| | | | |
|---------------------|-----------------|------------------|-----------|
| SECTION | COUNTY | TOTAL SHEETS | SHEET NO. |
| 2003-0311 | COOK | 976 | 498 |
| STA. 1321+00 | TO STA. 1334+00 | | |
| FED. ROAD DIST. NO. | ILLINOIS | FED. AID PROJECT | |
| 62583 | | | |



- NOTES:
- SEE DRAWINGS ME-01 AND ME-02 FOR ELECTRICAL SYMBOLS AND ABBREVIATIONS.
 - COORDINATE ALL WORK WITH IDOT CONTRACT NO. 62694 AND IDOT CONTRACT NO. 62695.
 - THE EXISTING VEHICLE DETECTION AND RAMP METERING SYSTEMS SHALL REMAIN IN OPERATION FOR AS LONG AS POSSIBLE AND SHALL ONLY BE REMOVED/ABANDONED AS DIRECTED BY THE ENGINEER.
 - ALL EXISTING CONDUIT/WIRING BELOW GRADE, AND ALL EXISTING HANDHOLES SHALL BE ABANDONED IN PLACE.



RM-16

| REVISIONS | |
|-----------|------|
| NAME | DATE |
| | |
| | |
| | |
| | |
| | |
| | |
| | |
| | |
| | |
| | |

ILLINOIS DEPARTMENT OF TRANSPORTATION
 F.A.I. 94/90 (DAN RYAN EXPRESSWAY)
 31st STREET to I-57

SURVEILLANCE/COMMUNICATIONS
 REMOVAL PLAN

SCALE: 1"=50'
 DATE: October 29, 2004

DRAWN BY: SD
 CHECKED BY: M.JL

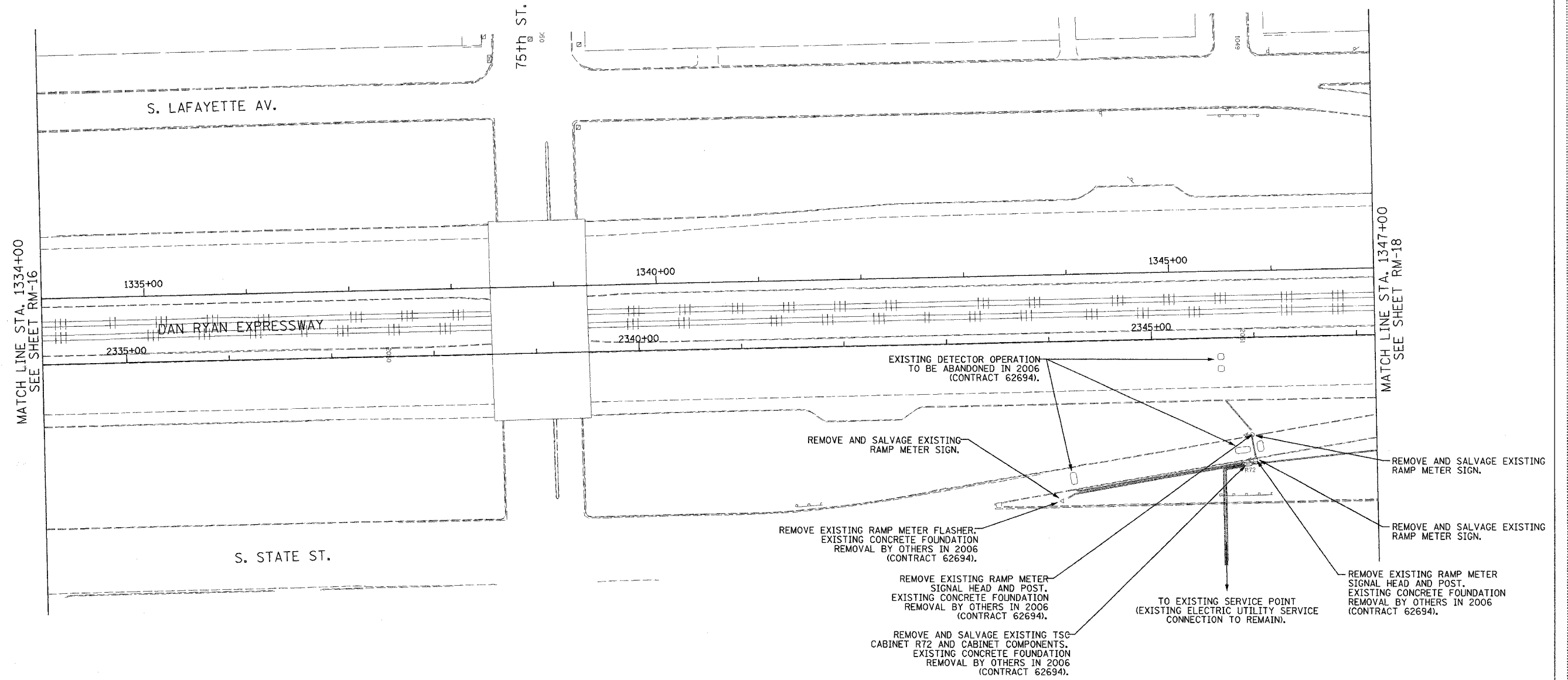
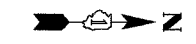
Edwards AND Kelcey

ONE NORTH FRANKLIN
 CHICAGO, IL 60606
 PHONE: (312) 251-3000
 FAX: (312) 251-3015
 WEB: WWW.EDKCORP.COM

PA:030009.035 Vis local Vm02092e.rtf 10/14/2004 09:32:23 AM

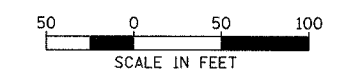
| | | | |
|------------------------------|----------|------------------|-----------|
| SECTION | COUNTY | TOTAL SHEETS | SHEET NO. |
| 2003-0311 | COOK | 976 | 639 |
| STA. 1334+00 TO STA. 1347+00 | | | |
| FED. ROAD DIST. NO. | ILLINOIS | FED. AID PROJECT | |
| 62583 | | | |

- NOTES:
- SEE DRAWINGS ME-01 AND ME-02 FOR ELECTRICAL SYMBOLS AND ABBREVIATIONS.
 - COORDINATE ALL WORK WITH IDOT CONTRACT NO. 62694.
 - THE EXISTING VEHICLE DETECTION AND RAMP METERING SYSTEMS SHALL REMAIN IN OPERATION FOR AS LONG AS POSSIBLE AND SHALL ONLY BE REMOVED/ABANDONED AS DIRECTED BY THE ENGINEER.
 - ALL EXISTING CONDUIT/WIRING BELOW GRADE SHALL BE ABANDONED IN PLACE.



MATCH LINE STA. 1334+00
SEE SHEET RM-16

MATCH LINE STA. 1347+00
SEE SHEET RM-18



RM-17

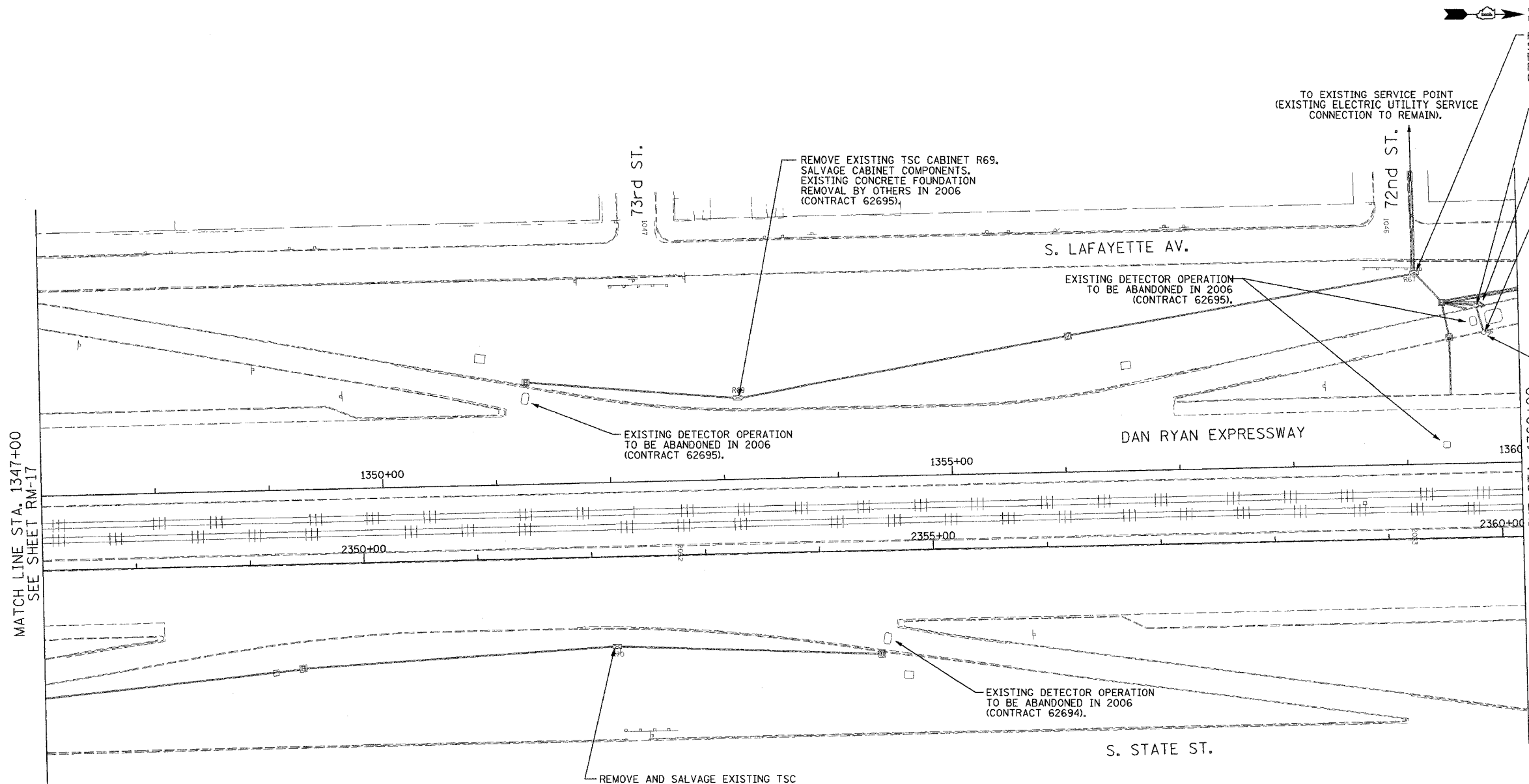
Edwards AND Kelcey
 ONE NORTH FRANKLIN
 CHICAGO, IL 60606
 PHONE: (312) 251-3000
 FAX: (312) 251-3015
 WEB: WWW.EKCORP.COM

| REVISIONS | |
|-----------|------|
| NAME | DATE |
| | |
| | |
| | |
| | |
| | |
| | |
| | |
| | |
| | |
| | |

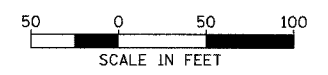
ILLINOIS DEPARTMENT OF TRANSPORTATION
 F.A.I. 94/90 (DAN RYAN EXPRESSWAY)
 31st STREET TO I-57
 SURVEILLANCE/COMMUNICATIONS
 REMOVAL PLAN
 SCALE: 1"=50'
 DATE: October 29, 2004
 DRAWN BY: SD
 CHECKED BY: M.J.L.

P:\030009\035\15\scad\1\m\20202020.dwg 10/14/2004 09:32:29 AM

| | | | |
|------------------------------|---------------------------|--------------|-----------|
| SECTION | COUNTY | TOTAL SHEETS | SHEET NO. |
| 2003-0311 | COOK | 976 | 40 |
| STA. 1347+00 TO STA. 1360+00 | | | |
| FED. ROAD DIST. NO. | ILLINOIS FED. AID PROJECT | | |
| 62583 | | | |



- NOTES:
- SEE DRAWINGS ME-01 AND ME-02 FOR ELECTRICAL SYMBOLS AND ABBREVIATIONS.
 - COORDINATE ALL WORK WITH IDOT CONTRACT NO. 62694 AND IDOT CONTRACT NO. 62695.
 - THE EXISTING VEHICLE DETECTION AND RAMP METERING SYSTEMS SHALL REMAIN IN OPERATION FOR AS LONG AS POSSIBLE AND SHALL ONLY BE REMOVED/ABANDONED AS DIRECTED BY THE ENGINEER.
 - ALL EXISTING CONDUIT/WIRING BELOW GRADE, AND ALL EXISTING HANDHOLES SHALL BE ABANDONED IN PLACE.



RM-18

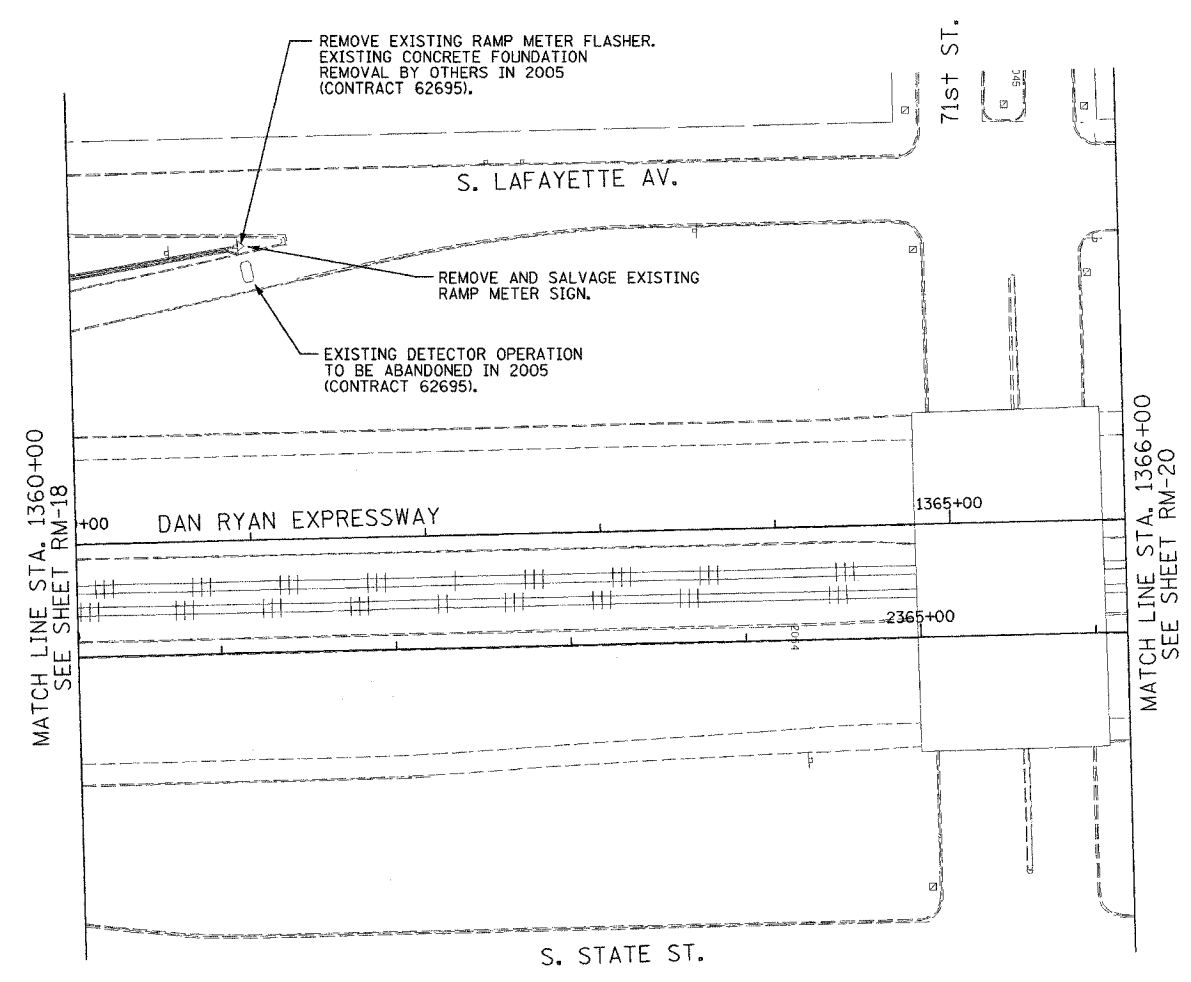
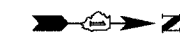
Edwards AND Kelcey
 ONE NORTH FRANKLIN
 CHICAGO, IL 60606
 PHONE: (312) 251-3000
 FAX: (312) 251-3015
 WEB: WWW.EKCORP.COM

| REVISIONS | |
|-----------|------|
| NAME | DATE |
| | |
| | |
| | |
| | |
| | |
| | |
| | |
| | |
| | |
| | |

ILLINOIS DEPARTMENT OF TRANSPORTATION
 F.A.I. 94/90 (DAN RYAN EXPRESSWAY)
 31st STREET TO I-57
 SURVEILLANCE/COMMUNICATIONS
 REMOVAL PLAN
 SCALE: 1"=50'
 DATE: October 29, 2004
 DRAWN BY: SD
 CHECKED BY: MJL

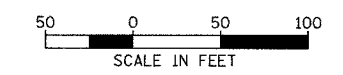
10/14/2004 09:32:36 AM

| | | | |
|------------------------------|----------|------------------|-----------|
| SECTION | COUNTY | TOTAL SHEETS | SHEET NO. |
| 2003-031I | COOK | 976 | 641 |
| STA. 1360+00 TO STA. 1366+00 | | | |
| FED. ROAD DIST. NO. | ILLINOIS | FED. AID PROJECT | |
| 62583 | | | |



NOTES:

- SEE DRAWINGS ME-01 AND ME-02 FOR ELECTRICAL SYMBOLS AND ABBREVIATIONS.
- COORDINATE ALL WORK WITH IDOT CONTRACT NO. 62695.
- THE EXISTING VEHICLE DETECTION AND RAMP METERING SYSTEMS SHALL REMAIN IN OPERATION FOR AS LONG AS POSSIBLE AND SHALL ONLY BE REMOVED/ABANDONED AS DIRECTED BY THE ENGINEER.
- ALL EXISTING CONDUIT/WIRING BELOW GRADE SHALL BE ABANDONED IN PLACE.



RM-19

Edwards AND Kelcey
 ONE NORTH FRANKLIN
 CHICAGO, IL 60606
 PHONE: (312) 251-3000
 FAX: (312) 251-3015
 WEB: WWW.EKCORP.COM

| REVISIONS | |
|-----------|------|
| NAME | DATE |
| | |
| | |
| | |
| | |
| | |
| | |
| | |
| | |
| | |
| | |

ILLINOIS DEPARTMENT OF TRANSPORTATION
 F.A.I. 94/90 (DAN RYAN EXPRESSWAY)
 31st STREET to I-57

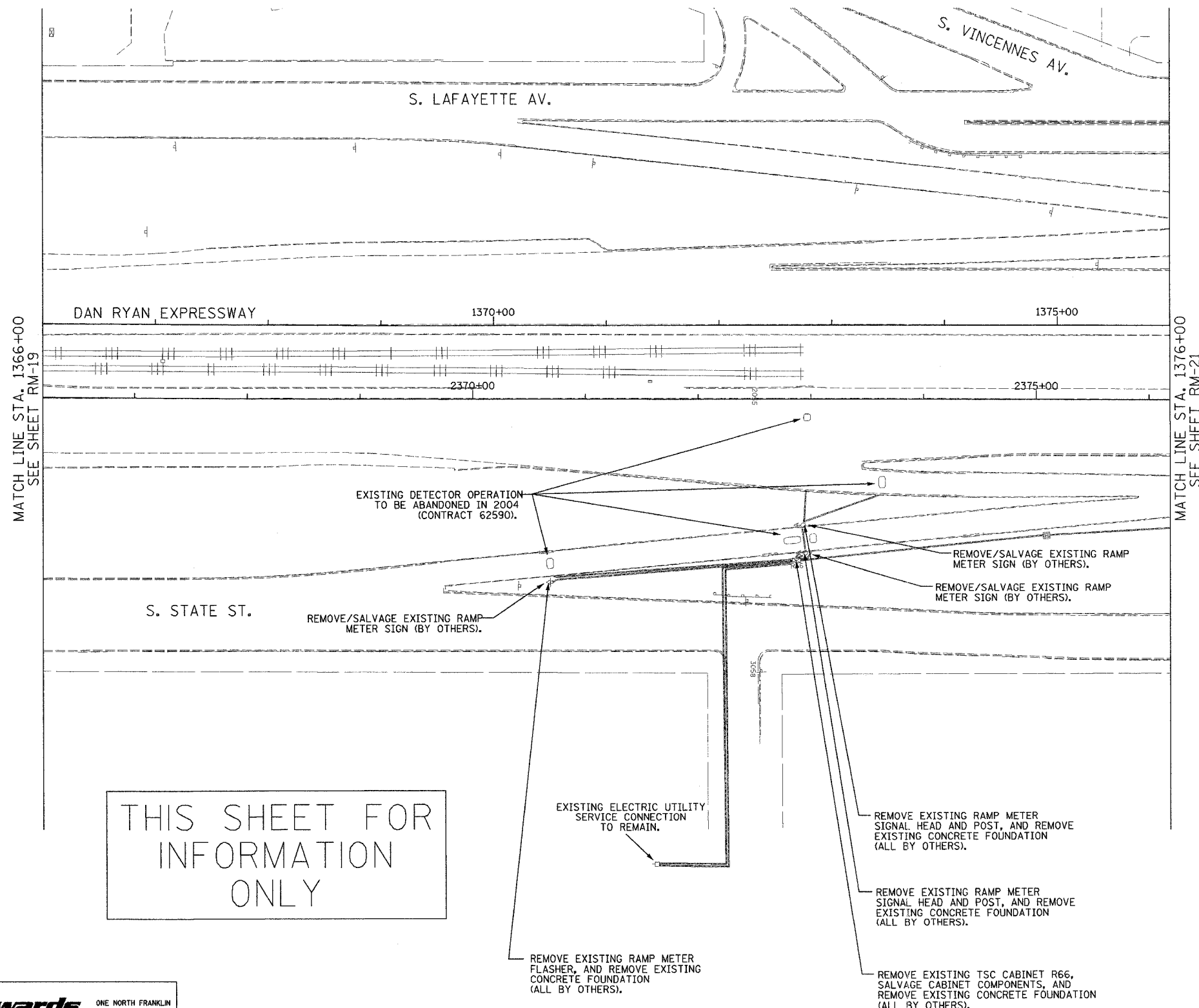
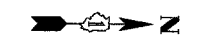
SURVEILLANCE/COMMUNICATIONS
 REMOVAL PLAN

SCALE: 1"=50'
 DATE: October 29, 2004

DRAWN BY: SD
 CHECKED BY: MJL

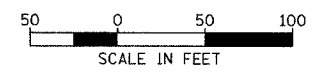
P:\03000\9035\16\cadd\rm\202222a.dwg 10/14/2004 09:32:42 AM

| | | | |
|------------------------------|----------|------------------|-----------|
| SECTION | COUNTY | TOTAL SHEETS | SHEET NO. |
| 2003-0311 | COOK | 976 | 642 |
| STA. 1366+00 TO STA. 1376+00 | | | |
| FED. ROAD DIST. NO. | ILLINOIS | FED. AID PROJECT | |
| 62583 | | | |



THIS SHEET FOR INFORMATION ONLY

- NOTES:
- SEE DRAWINGS ME-01 AND ME-02 FOR ELECTRICAL SYMBOLS AND ABBREVIATIONS.
 - ALL ITS EQUIPMENT REMOVAL AND SALVAGE WORK THIS SHEET BY OTHERS (IDOT CONTRACT NO. 62590).
 - THE EXISTING VEHICLE DETECTION AND RAMP METERING SYSTEMS SHALL REMAIN IN OPERATION FOR AS LONG AS POSSIBLE AND SHALL ONLY BE REMOVED/ABANDONED AS DIRECTED BY THE ENGINEER.
 - ALL EXISTING CONDUIT/WIRING BELOW GRADE, AND ALL EXISTING HANDHOLES SHALL BE ABANDONED IN PLACE.



RM-20

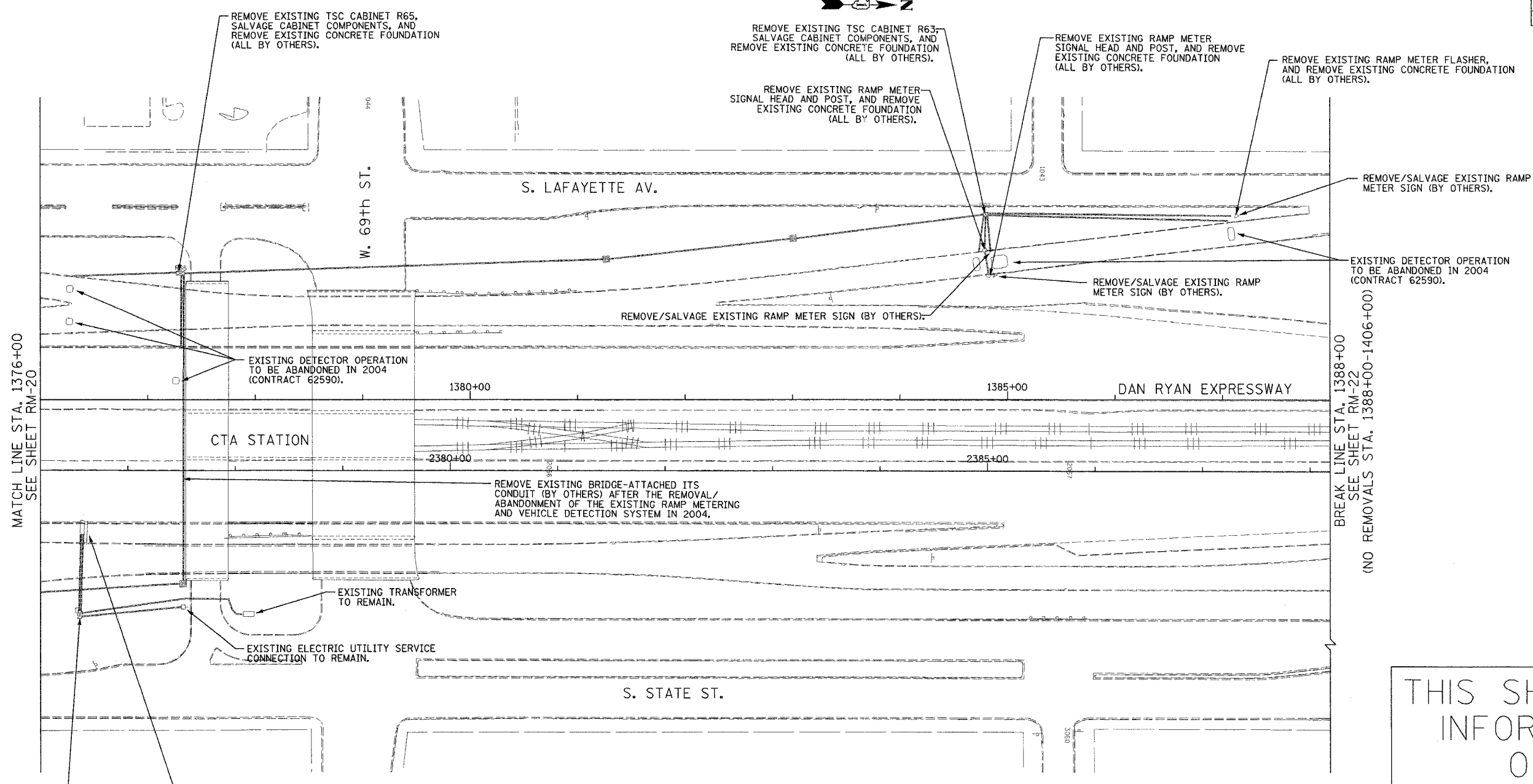
| REVISIONS | |
|-----------|------|
| NAME | DATE |
| | |
| | |
| | |
| | |
| | |
| | |
| | |
| | |
| | |
| | |

ILLINOIS DEPARTMENT OF TRANSPORTATION
 F.A.I. 94/90 (DAN RYAN EXPRESSWAY)
 31st STREET TO I-57
 SURVEILLANCE/COMMUNICATIONS
 REMOVAL PLAN
 SCALE: 1"=50'
 DATE: October 29, 2004
 DRAWN BY: SD
 CHECKED BY: MJL

Edwards AND Kelcey
 ONE NORTH FRANKLIN
 CHICAGO, IL 60606
 PHONE: (312) 251-3000
 FAX: (312) 251-3015
 WEB: WWW.EKCORP.COM

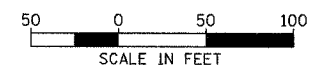
10/14/2004 09:32:47 AM

| | | | |
|------------------------------|----------|------------------|-----------|
| SECTION | COUNTY | TOTAL SHEETS | SHEET NO. |
| 2003-0311 | COOK | 976 | 643 |
| STA. 1376+00 TO STA. 1388+00 | | | |
| FED. ROAD DIST. NO. | ILLINOIS | FED. AID PROJECT | |
| 62583 | | | |



THIS SHEET FOR INFORMATION ONLY

- NOTES:
- SEE DRAWINGS ME-01 AND ME-02 FOR ELECTRICAL SYMBOLS AND ABBREVIATIONS.
 - ALL ITS EQUIPMENT REMOVAL AND SALVAGE WORK THIS SHEET BY OTHERS (IDOT CONTRACT NO. 62590).
 - THE EXISTING VEHICLE DETECTION AND RAMP METERING SYSTEMS, AND THE EXISTING CHANGEABLE MESSAGE SIGN SHALL REMAIN IN OPERATION FOR AS LONG AS POSSIBLE AND SHALL ONLY BE REMOVED/ ABANDONED AS DIRECTED BY THE ENGINEER.
 - ALL EXISTING CONDUIT/WIRING BELOW GRADE, AND ALL EXISTING HANDHOLES SHALL BE ABANDONED IN PLACE.



RM-21

| REVISIONS | | NAME | DATE |
|-----------|-------------|------|------|
| NO. | DESCRIPTION | | |
| | | | |
| | | | |
| | | | |
| | | | |
| | | | |
| | | | |
| | | | |
| | | | |
| | | | |
| | | | |

ILLINOIS DEPARTMENT OF TRANSPORTATION
F.A.I. 94/90 (DAN RYAN EXPRESSWAY)
31st STREET to I-57

SURVEILLANCE/COMMUNICATIONS
REMOVAL PLAN

SCALE: 1"=50'
DATE: October 29, 2004

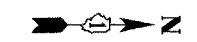
DRAWN BY: SD
CHECKED BY: MJL

Edwards AND Kelcey

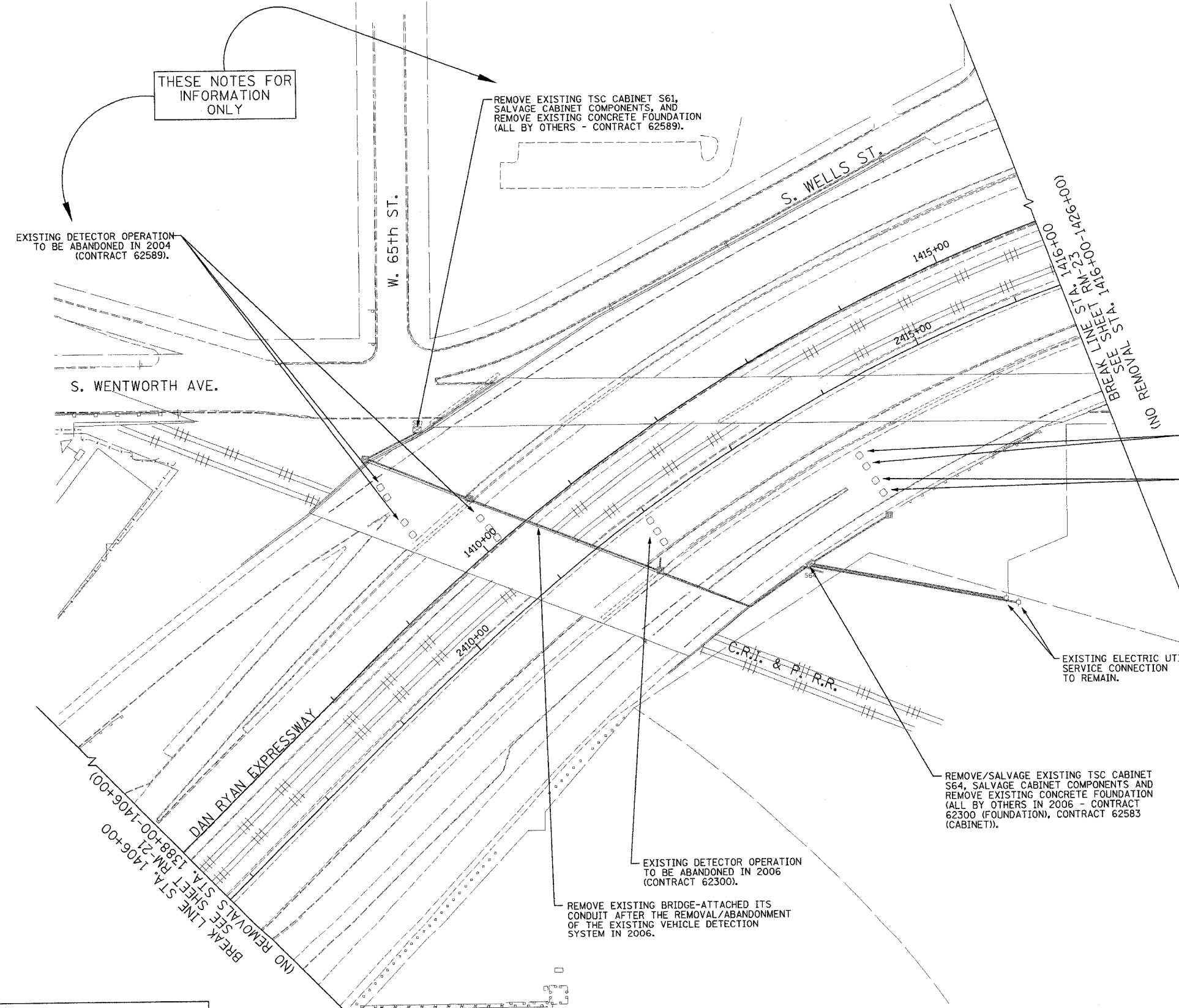
ONE NORTH FRANKLIN
CHICAGO, IL 60606
PHONE: (312) 251-3000
FAX: (312) 251-3015
WEB: WWW.EDKCORP.COM

P:\0300\94090\94090\Final\Drawn\RM21\02-49a.rvt 10/14/2004 09:32:51 AM

| | | | |
|------------------------------|----------|------------------|-----------|
| SECTION | COUNTY | TOTAL SHEETS | SHEET NO. |
| 2003-0311 | COOK | 976 | 644 |
| STA. 1406+00 TO STA. 1416+00 | | | |
| FED. ROAD DIST. NO. | ILLINOIS | FED. AID PROJECT | |
| | | 62583 | |



P:\0300\90.35\VIS\004\RM202726.sfr

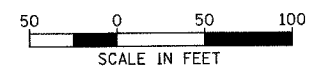


THESE NOTES FOR INFORMATION ONLY

NOTES:

1. SEE DRAWINGS ME-01 AND ME-02 FOR ELECTRICAL SYMBOLS AND ABBREVIATIONS.
2. COORDINATE ALL WORK WITH IDOT CONTRACT NO. 62583, IDOT CONTRACT NO. 62589, IDOT CONTRACT NO. 62300, AND IDOT CONTRACT NO. 62301.
3. THE EXISTING VEHICLE DETECTION SYSTEM SHALL REMAIN IN OPERATION FOR AS LONG AS POSSIBLE AND SHALL ONLY BE REMOVED/ABANDONED AS DIRECTED BY THE ENGINEER.
4. ALL EXISTING CONDUIT/WIRING BELOW GRADE, AND ALL EXISTING HANDHOLES SHALL BE ABANDONED IN PLACE.

THESE NOTES FOR INFORMATION ONLY



RM-22

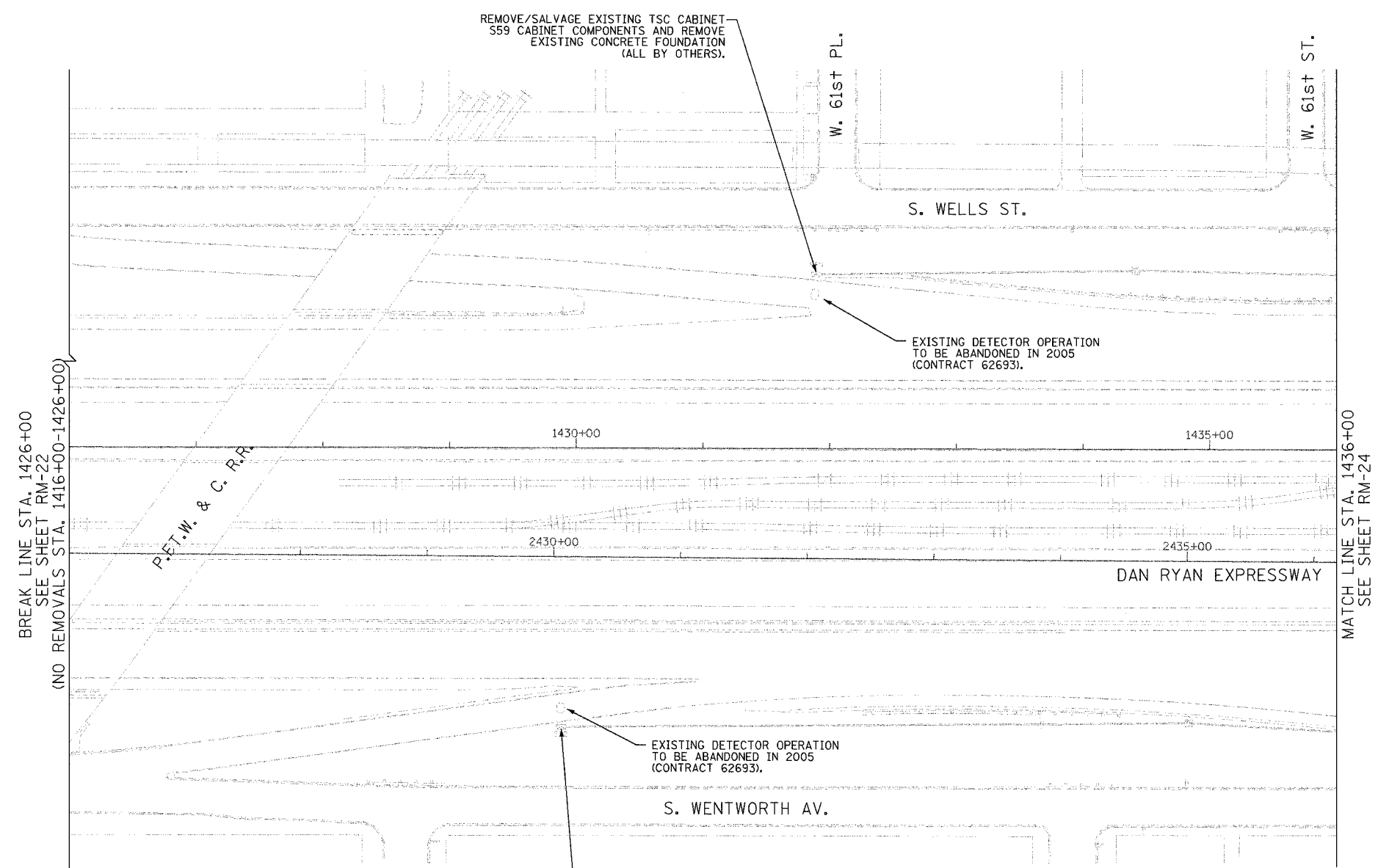
Edwards AND Kelcey
 ONE NORTH FRANKLIN
 CHICAGO, IL 60606
 PHONE: (312) 251-3000
 FAX: (312) 251-3015
 WEB: WWW.EKCORP.COM

| REVISIONS | |
|-----------|------|
| NAME | DATE |
| | |
| | |
| | |
| | |
| | |
| | |
| | |
| | |
| | |
| | |

ILLINOIS DEPARTMENT OF TRANSPORTATION
 F.A.I. 94/90 (DAN RYAN EXPRESSWAY)
 31st STREET TO I-57
 SURVEILLANCE/COMMUNICATIONS
 REMOVAL PLAN
 SCALE: 1"=50'
 DATE: October 29, 2004
 DRAWN BY: SD
 CHECKED BY: MJL

09/14/2004 09:32:55 AM

| | | | |
|------------------------------|----------|------------------|-----------|
| SECTION | COUNTY | TOTAL SHEETS | SHEET NO. |
| 2003-0311 | COOK | 976 | 645 |
| STA. 1426+00 TO STA. 1436+00 | | | |
| FED. ROAD DIST. NO. | ILLINOIS | FED. AID PROJECT | |
| 62583 | | | |



REMOVE/SALVAGE EXISTING TSC CABINET 559 CABINET COMPONENTS AND REMOVE EXISTING CONCRETE FOUNDATION (ALL BY OTHERS).

EXISTING DETECTOR OPERATION TO BE ABANDONED IN 2005 (CONTRACT 62693).

EXISTING DETECTOR OPERATION TO BE ABANDONED IN 2005 (CONTRACT 62693).

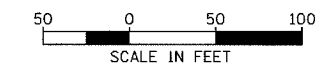
REMOVE EXISTING TSC CABINET S62, SALVAGE CABINET COMPONENTS, AND REMOVE EXISTING CONCRETE FOUNDATION (ALL BY OTHERS).

NOTES:

- SEE DRAWINGS ME-01 AND ME-02 FOR ELECTRICAL SYMBOLS AND ABBREVIATIONS.
- COORDINATE ALL WORK WITH IDOT CONTRACT NO. 62733 AND IDOT CONTRACT NO. 62693.
- THE EXISTING VEHICLE DETECTION SYSTEM SHALL REMAIN IN OPERATION FOR AS LONG AS POSSIBLE AND SHALL ONLY BE REMOVED/ABANDONED AS DIRECTED BY THE ENGINEER.
- ALL EXISTING CONDUIT/WIRING BELOW GRADE, AND ALL EXISTING HANDHOLES SHALL BE ABANDONED IN PLACE.

BREAK LINE STA. 1426+00
SEE SHEET RM-22
(NO REMOVALS STA. 1416+00-1426+00)

MATCH LINE STA. 1436+00
SEE SHEET RM-24



THIS SHEET FOR INFORMATION ONLY

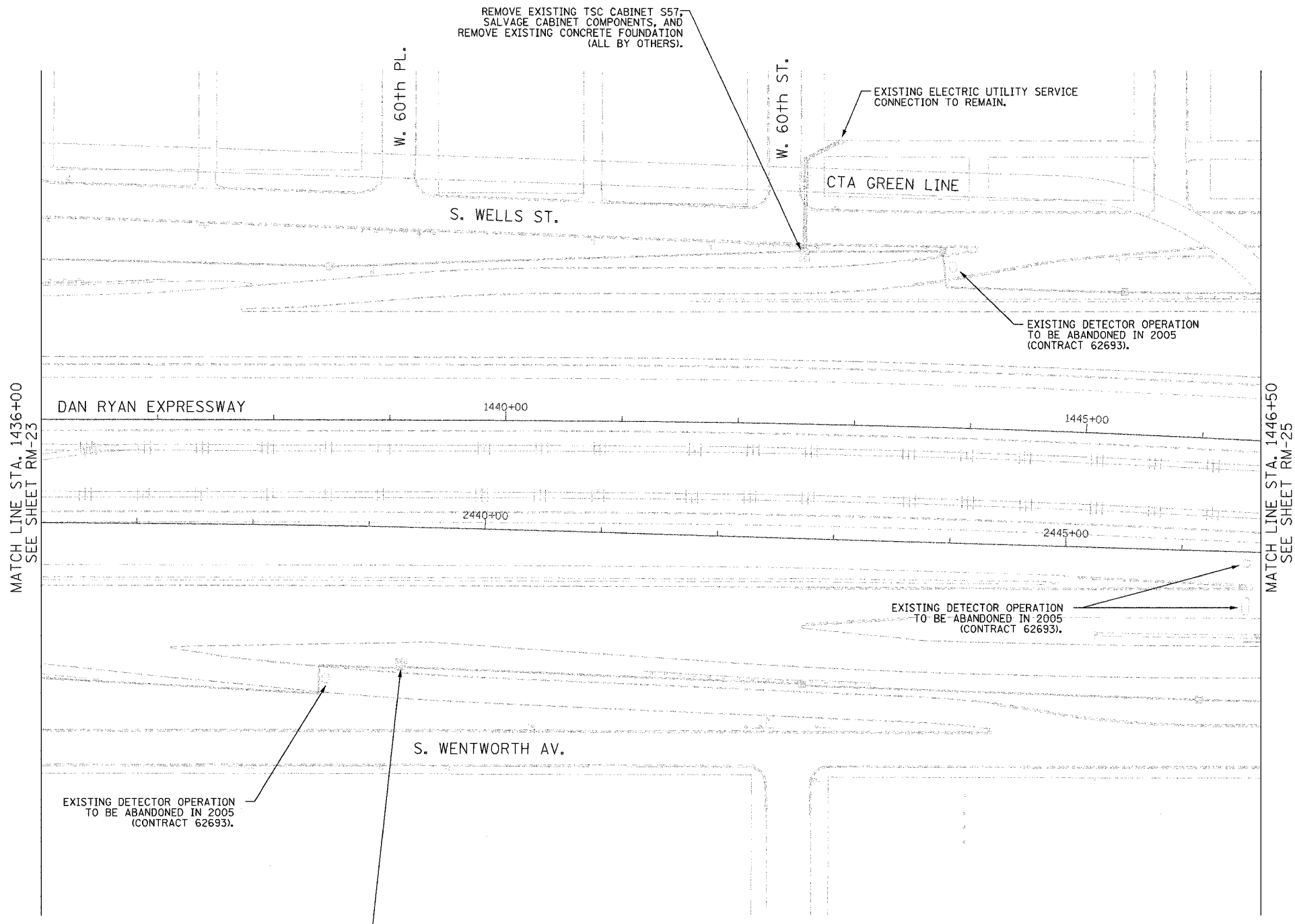
| REVISIONS | |
|-----------|---------|
| NAME | DATE |
| REVISED | 1/21/05 |
| | |
| | |
| | |
| | |
| | |
| | |
| | |
| | |

ILLINOIS DEPARTMENT OF TRANSPORTATION
F.A.I. 94/90 (DAN RYAN EXPRESSWAY)
31st STREET to I-57
SURVEILLANCE/COMMUNICATIONS
REMOVAL PLAN
SCALE: 1"=50'
DATE: October 29, 2004
DRAWN BY: SD
CHECKED BY: MJL

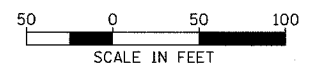
Edwards AND Kelcey
ONE NORTH FRANKLIN
CHICAGO, IL 60606
PHONE: (312) 251-3000
FAX: (312) 251-3015
WEB: WWW.EKCORP.COM

F:\030019\0315\TSCADD\RM020292E.SHT 01/22/2005 11:57:37 AM

| | | | |
|------------------------------|----------|------------------|-----------|
| SECTION | COUNTY | TOTAL SHEETS | SHEET NO. |
| 2003-0311 | COOK | 976 | 646 |
| STA. 1436+00 TO STA. 1446+50 | | | |
| FED. ROAD DIST. NO. | ILLINOIS | FED. AID PROJECT | |
| 62583 | | | |



- NOTES:
- SEE DRAWINGS ME-01 AND ME-02 FOR ELECTRICAL SYMBOLS AND ABBREVIATIONS.
 - COORDINATE ALL WORK WITH IDOT CONTRACT NO. 62733 AND IDOT CONTRACT NO. 62693.
 - THE EXISTING VEHICLE DETECTION SYSTEM SHALL REMAIN IN OPERATION FOR AS LONG AS POSSIBLE AND SHALL ONLY BE REMOVED/ABANDONED AS DIRECTED BY THE ENGINEER.
 - ALL EXISTING CONDUIT/WIRING BELOW GRADE, AND ALL EXISTING HANDHOLES SHALL BE ABANDONED IN PLACE.



THIS SHEET FOR INFORMATION ONLY

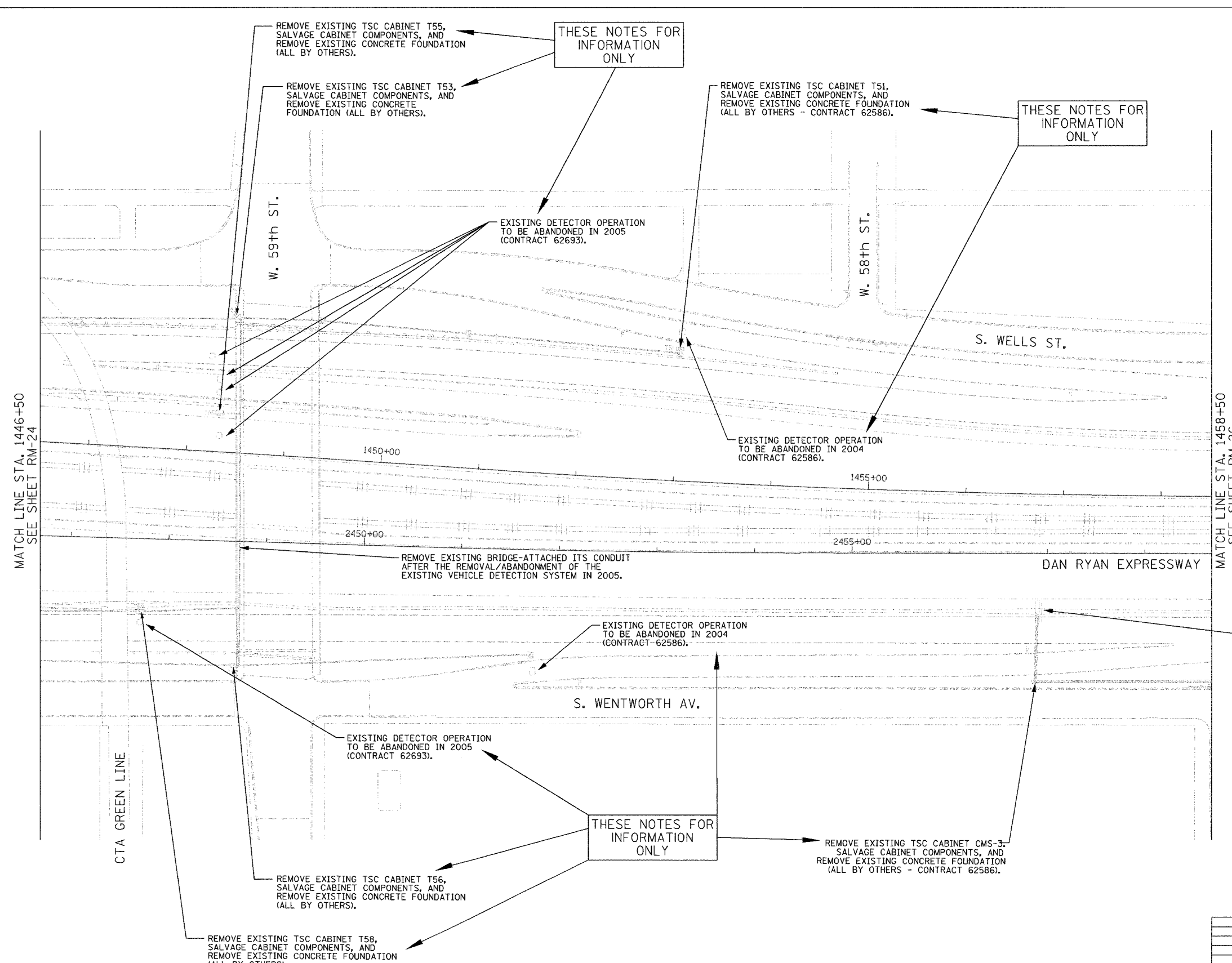
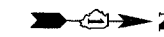
Edwards AND Kelcey
 ONE NORTH FRANKLIN
 CHICAGO, IL 60606
 PHONE: (312) 251-3000
 FAX: (312) 251-3015
 WEB: WWW.EKCORP.COM

| REVISIONS | |
|-----------|---------|
| NAME | DATE |
| REVISED | 1/21/05 |
| | |
| | |
| | |
| | |
| | |
| | |
| | |
| | |

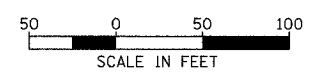
ILLINOIS DEPARTMENT OF TRANSPORTATION
 F.A.I. 94/90 (DAN RYAN EXPRESSWAY)
 31st STREET TO I-57
 SURVEILLANCE/COMMUNICATIONS
 REMOVAL PLAN
 SCALE: 1"=50'
 DATE: October 29, 2004
 DRAWN BY: SD
 CHECKED BY: MJL

F:\030019\0305\TSC\ADD\RM20302E.SHT 01/22/2005 11:57:49 AM

| | | | |
|---------------------|-----------------|------------------|-----------|
| SECTION | COUNTY | TOTAL SHEETS | SHEET NO. |
| 2003-0311 | COOK | 976 | 647 |
| STA. 1446+50 | TO STA. 1458+50 | | |
| FED. ROAD DIST. NO. | ILLINOIS | FED. AID PROJECT | |
| | | 62583 | |



- NOTES:
- SEE DRAWINGS ME-01 AND ME-02 FOR ELECTRICAL SYMBOLS AND ABBREVIATIONS.
 - COORDINATE ALL WORK WITH IDOT CONTRACT NO. 62733, IDOT CONTRACT NO. 62301, IDOT CONTRACT NO. 62586, AND IDOT CONTRACT NO. 62693.
 - THE EXISTING VEHICLE DETECTION SYSTEM AND THE EXISTING CHANGEABLE MESSAGE SIGN SHALL REMAIN IN OPERATION FOR AS LONG AS POSSIBLE AND SHALL ONLY BE REMOVED/ABANDONED AS DIRECTED BY THE ENGINEER.
 - ALL EXISTING CONDUIT/WIRING BELOW GRADE, AND ALL EXISTING HANDHOLES SHALL BE ABANDONED IN PLACE.



RM-25

| REVISIONS | |
|-----------|---------|
| NAME | DATE |
| REVISED | 1/21/05 |
| | |
| | |
| | |
| | |
| | |
| | |
| | |
| | |

ILLINOIS DEPARTMENT OF TRANSPORTATION
 F.A.I. 94/90 (DAN RYAN EXPRESSWAY)
 31st STREET TO I-57

SURVEILLANCE/COMMUNICATIONS
 REMOVAL PLAN

SCALE: 1"=50'
 DATE: October 29, 2004

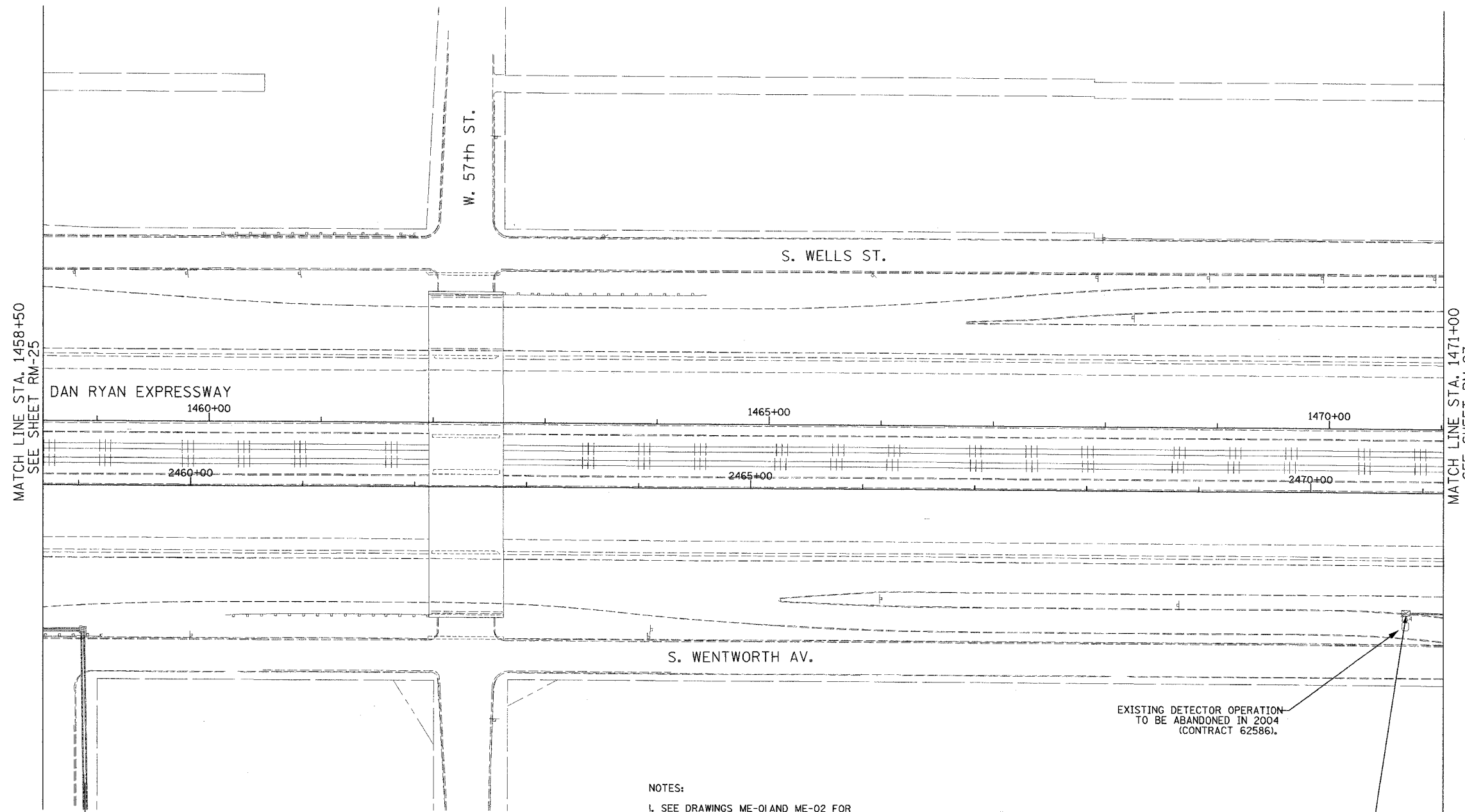
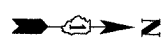
DRAWN BY: SD
 CHECKED BY: MJL

**Edwards
 AND Kelcey**

ONE NORTH FRANKLIN
 CHICAGO, IL 60606
 PHONE: (312) 251-3000
 FAX: (312) 251-3015
 WEB: WWW.EDKORP.COM

01/22/2005 11:57:57 AM

| | | | |
|------------------------------|----------|------------------|-----------|
| SECTION | COUNTY | TOTAL SHEETS | SHEET NO. |
| 2003-0311 | COOK | 976 | 648 |
| STA. 1458+50 TO STA. 1471+00 | | | |
| FED. ROAD DIST. NO. | ILLINOIS | FED. AID PROJECT | |
| 62583 | | | |



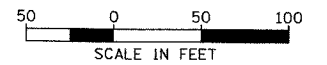
THIS SHEET FOR
INFORMATION
ONLY

EXISTING DETECTOR OPERATION
TO BE ABANDONED IN 2004
(CONTRACT 62586).

REMOVE EXISTING TSC CABINET T54,
SALVAGE CABINET COMPONENTS, AND
REMOVE EXISTING CONCRETE FOUNDATION
(ALL BY OTHERS).

- NOTES:
1. SEE DRAWINGS ME-01 AND ME-02 FOR ELECTRICAL SYMBOLS AND ABBREVIATIONS.
 2. ALL ITS EQUIPMENT REMOVAL AND SALVAGE WORK THIS SHEET BY OTHERS (IDOT CONTRACT NO. 62586).
 3. THE EXISTING VEHICLE DETECTION SYSTEM SHALL REMAIN IN OPERATION FOR AS LONG AS POSSIBLE AND SHALL ONLY BE REMOVED/ABANDONED AS DIRECTED BY THE ENGINEER.
 4. ALL EXISTING CONDUIT/WIRING BELOW GRADE SHALL BE ABANDONED IN PLACE.

TO EXISTING SERVICE POINT
(EXISTING ELECTRIC UTILITY SERVICE
CONNECTION TO REMAIN).



RM-26

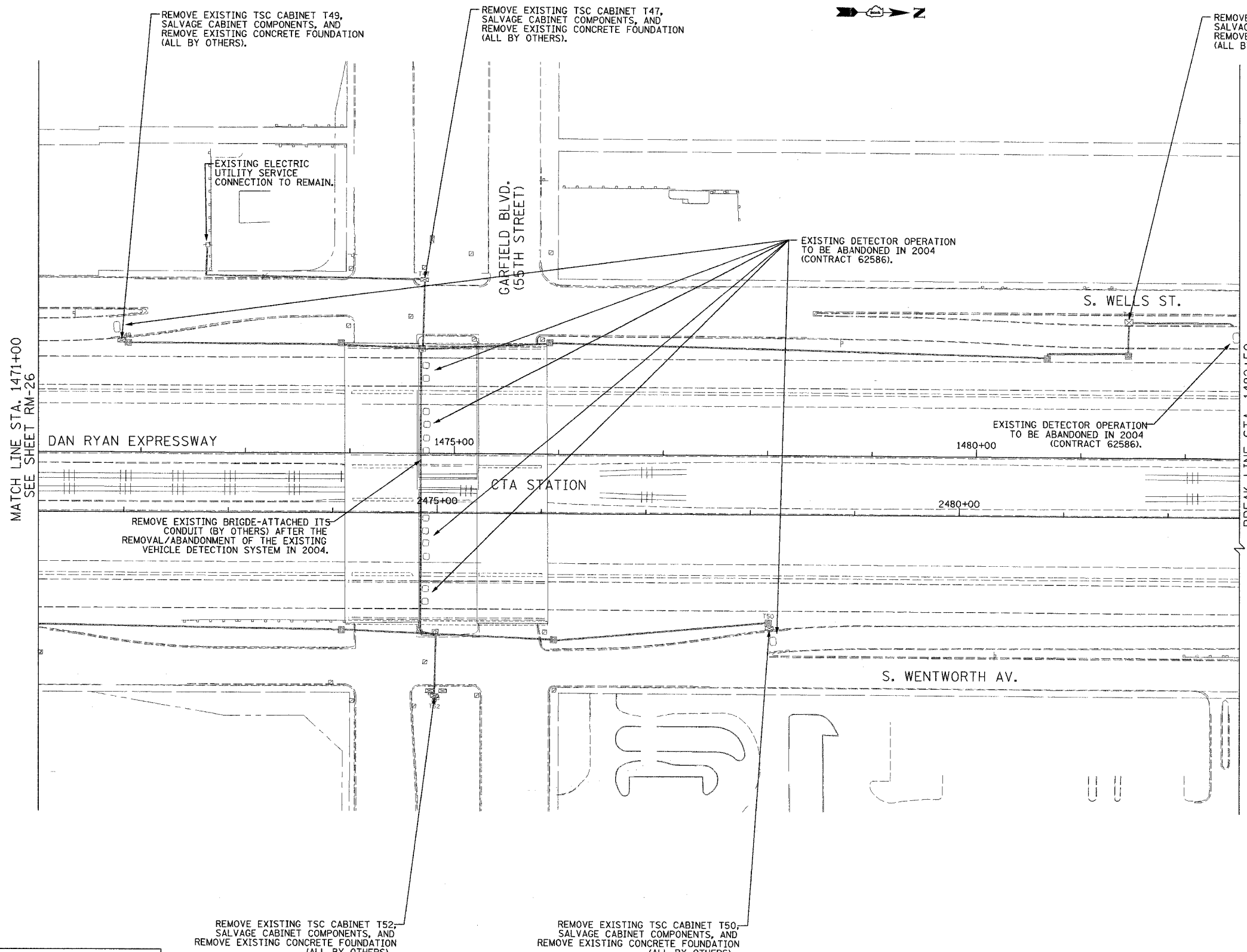
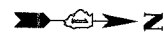
**Edwards
AND
Kelcey**
ONE NORTH FRANKLIN
CHICAGO, IL 60606
PHONE: (312) 251-3000
FAX: (312) 251-3015
WEB: WWW.EKCORP.COM

| REVISIONS | |
|-----------|------|
| NAME | DATE |
| | |
| | |
| | |
| | |
| | |
| | |
| | |
| | |
| | |
| | |

ILLINOIS DEPARTMENT OF TRANSPORTATION
F.A.I. 94/90 (DAN RYAN EXPRESSWAY)
31st STREET TO I-57
SURVEILLANCE/COMMUNICATIONS
REMOVAL PLAN
SCALE: 1"=50'
DATE: October 29, 2004
DRAWN BY: SD
CHECKED BY: MJL


PA 030009.035\vs\board\1\m0203226571 10/14/2004 09:33:11 AM

| | | | |
|---------------------|---------------------------|--------------|-----------|
| SECTION | COUNTY | TOTAL SHEETS | SHEET NO. |
| 2003-0311 | COOK | 976 | 649 |
| STA. 1471+00 | TO STA. 1482+50 | | |
| FED. ROAD DIST. NO. | ILLINOIS FED. AID PROJECT | | |
| 62583 | | | |



THIS SHEET FOR INFORMATION ONLY

- NOTES:
1. SEE DRAWINGS ME-01 AND ME-02 FOR ELECTRICAL SYMBOLS AND ABBREVIATIONS.
 2. ALL ITS EQUIPMENT REMOVAL AND SALVAGE WORK THIS SHEET BY OTHERS (DOT CONTRACT NO. 62586).
 3. THE EXISTING VEHICLE DETECTION SYSTEM SHALL REMAIN IN OPERATION FOR AS LONG AS POSSIBLE AND SHALL ONLY BE REMOVED/ABANDONED AS DIRECTED BY THE ENGINEER.
 4. ALL EXISTING CONDUIT/WIRING BELOW GRADE, AND ALL EXISTING HANDHOLES SHALL BE ABANDONED IN PLACE.



RM-27

**Edwards
AND
Kelcey**

ONE NORTH FRANKLIN
CHICAGO, IL 60606
PHONE: (312) 251-3000
FAX: (312) 251-3015
WEB: WWW.EKCORP.COM

REMOVE EXISTING TSC CABINET T52,
SALVAGE CABINET COMPONENTS, AND
REMOVE EXISTING CONCRETE FOUNDATION
(ALL BY OTHERS).

REMOVE EXISTING TSC CABINET T50,
SALVAGE CABINET COMPONENTS, AND
REMOVE EXISTING CONCRETE FOUNDATION
(ALL BY OTHERS).

| REVISIONS | |
|-----------|------|
| NAME | DATE |
| | |
| | |
| | |
| | |
| | |
| | |
| | |
| | |
| | |
| | |
| | |

ILLINOIS DEPARTMENT OF TRANSPORTATION
F.A.I. 94/90 (DAN RYAN EXPRESSWAY)
31st STREET TO I-57

SURVEILLANCE/COMMUNICATIONS
REMOVAL PLAN

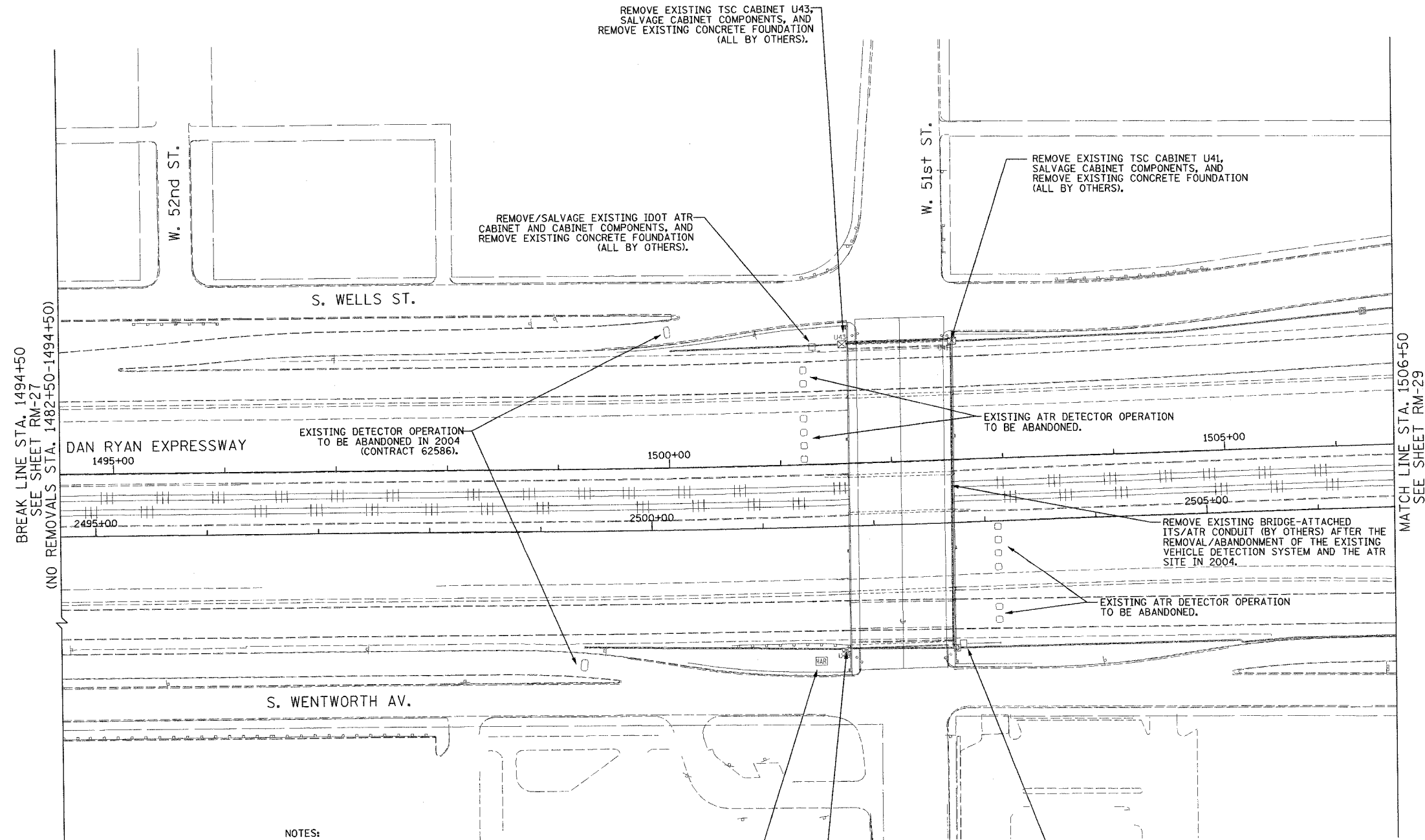
SCALE: 1"=50'
DATE: October 29, 2004

DRAWN BY: SD
CHECKED BY: MJL

P: 03/00/019.03/35 Vis road V m2032328.snr

10/14/2004 09:33:15 AM

| | | | |
|------------------------------|--------|------------------|-----------|
| SECTION | COUNTY | TOTAL SHEETS | SHEET NO. |
| 2003-0311 | COOK | 976 | 650 |
| STA. 1494+50 TO STA. 1506+50 | | FED. AID PROJECT | |
| 62583 | | | |

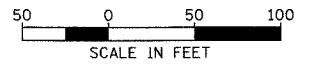


BREAK LINE STA. 1494+50
SEE SHEET RM-27
(NO REMOVALS STA. 1482+50-1494+50)

MATCH LINE STA. 1506+50
SEE SHEET RM-29

THIS SHEET FOR
INFORMATION
ONLY

- NOTES:
- SEE DRAWINGS ME-01 AND ME-02 FOR ELECTRICAL SYMBOLS AND ABBREVIATIONS.
 - ALL ITS EQUIPMENT REMOVAL AND SALVAGE WORK THIS SHEET BY OTHERS (IDOT CONTRACT NO. 62586).
 - THE EXISTING VEHICLE DETECTION SYSTEM AND ATR SITE SHALL REMAIN IN OPERATION FOR AS LONG AS POSSIBLE AND SHALL ONLY BE REMOVED/ABANDONED AS DIRECTED BY THE ENGINEER.
 - ALL EXISTING CONDUIT/WIRING BELOW GRADE, AND ALL EXISTING HANDHOLES SHALL BE ABANDONED IN PLACE.



RM-28

**Edwards
AND Kelcey**
ONE NORTH FRANKLIN
CHICAGO, IL 60606
PHONE: (312) 251-3000
FAX: (312) 251-3015
WEB: WWW.EDKCORP.COM

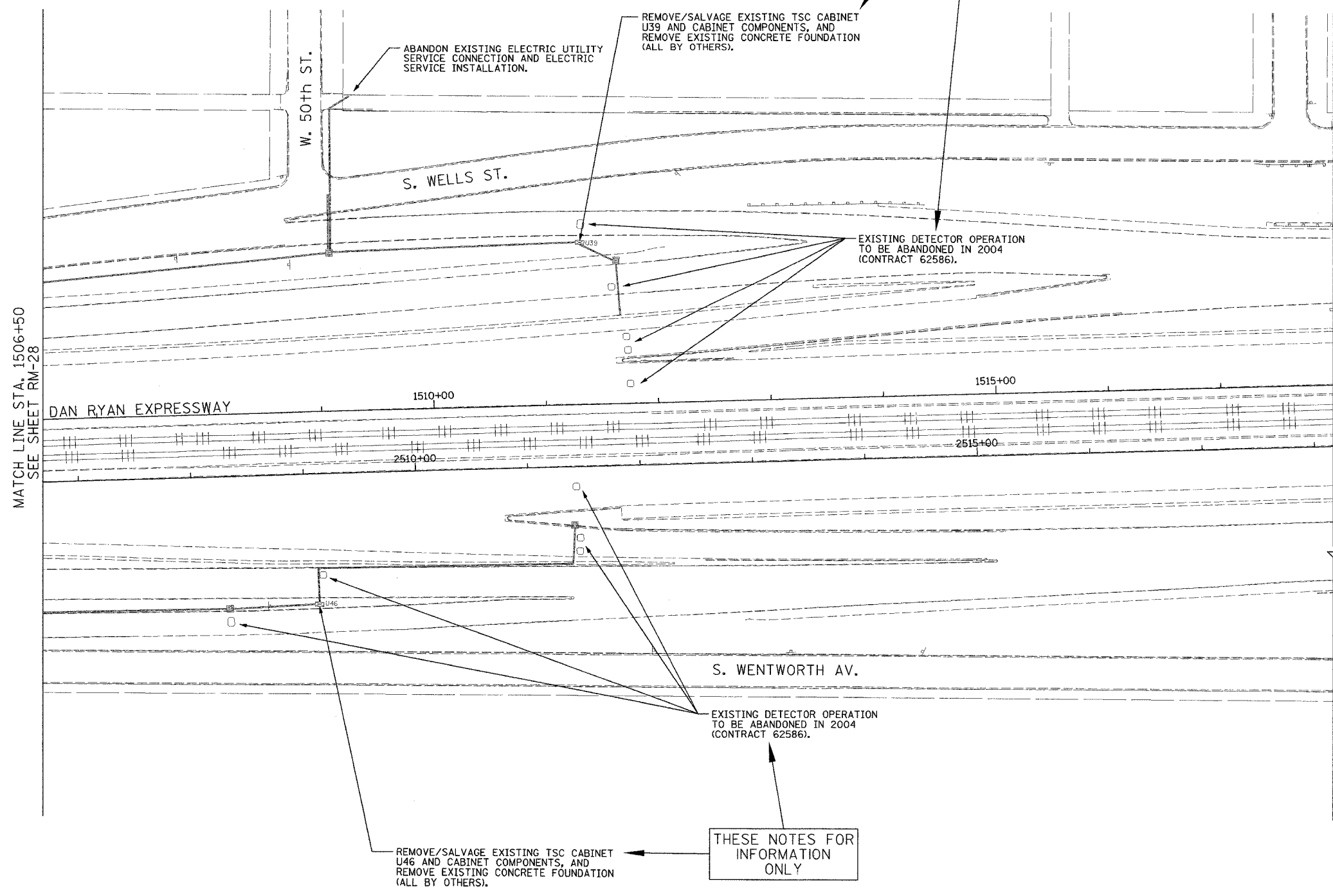
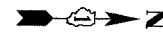
| REVISIONS | |
|-----------|------|
| NAME | DATE |
| | |
| | |
| | |
| | |
| | |
| | |
| | |
| | |
| | |
| | |

ILLINOIS DEPARTMENT OF TRANSPORTATION
F.A.I. 94/90 (DAN RYAN EXPRESSWAY)
31st STREET TO I-57
SURVEILLANCE/COMMUNICATIONS
REMOVAL PLAN
SCALE: 1"=50'
DATE: October 29, 2004
DRAWN BY: SD
CHECKED BY: MJL

10/14/2004 09:33:59 AM

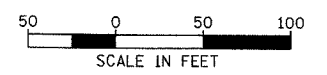
| | | | |
|------------------------------|----------|------------------|-----------|
| SECTION | COUNTY | TOTAL SHEETS | SHEET NO. |
| 2003-0311 | COOK | 976 | 651 |
| STA. 1506+50 TO STA. 1518+00 | | | |
| FED. ROAD DIST. NO. | ILLINOIS | FED. AID PROJECT | |
| 62583 | | | |

THESE NOTES FOR INFORMATION ONLY



BREAK LINE STA. 1518+00
SEE SHEET RM-30
(NO REMOVALS STA. 1518+00-1536+00)

- NOTES:
- SEE DRAWINGS ME-01 AND ME-02 FOR ELECTRICAL SYMBOLS AND ABBREVIATIONS.
 - ALL ITS EQUIPMENT REMOVAL AND SALVAGE WORK THIS SHEET BY OTHERS (DOT CONTRACT NO. 62586).
 - THE EXISTING VEHICLE DETECTION SYSTEM SHALL REMAIN IN OPERATION FOR AS LONG AS POSSIBLE AND SHALL ONLY BE REMOVED/ABANDONED AS DIRECTED BY THE ENGINEER.
 - ALL EXISTING CONDUIT/WIRING BELOW GRADE, AND ALL EXISTING HANDHOLES SHALL BE ABANDONED IN PLACE.



RM-29

Edwards AND Kelcey
 ONE NORTH FRANKLIN
 CHICAGO, IL 60606
 PHONE: (312) 291-3000
 FAX: (312) 291-3015
 WEB: WWW.EKCORP.COM

| REVISIONS | |
|-----------|------|
| NAME | DATE |
| | |
| | |
| | |
| | |
| | |
| | |
| | |
| | |
| | |
| | |

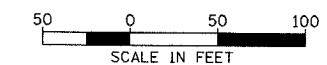
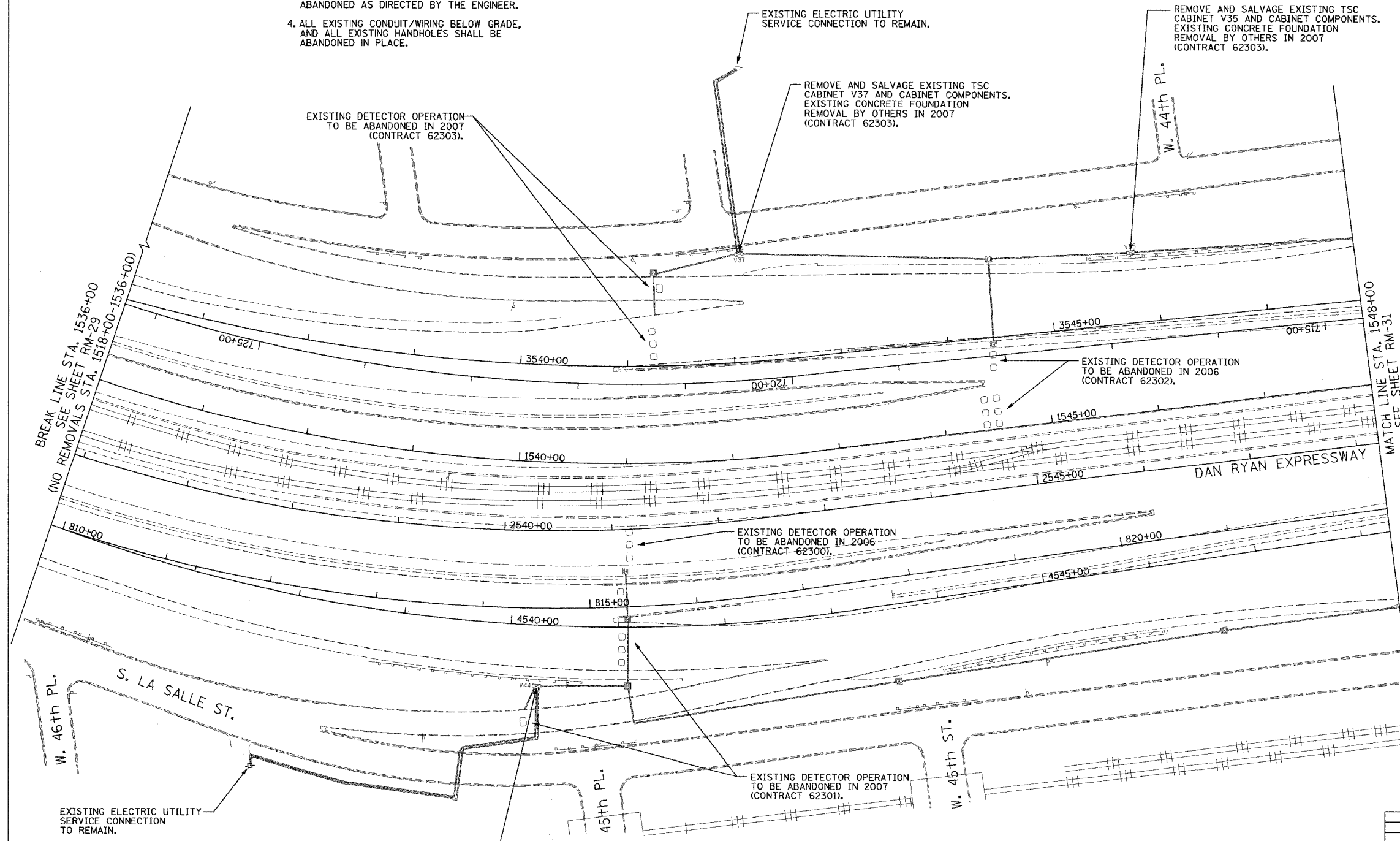

ILLINOIS DEPARTMENT OF TRANSPORTATION
 F.A.I. 94/90 (DAN RYAN EXPRESSWAY)
 31st STREET TO I-57
 SURVEILLANCE/COMMUNICATIONS
 REMOVAL PLAN
 SCALE: 1"=50'
 DATE: October 29, 2004
 DRAWN BY: SD
 CHECKED BY: MJL

P:\030019\035\1518\2003\62583.dwg 10/14/2004 09:35:22 AM

| | | | |
|------------------------------|----------|------------------|-----------|
| SECTION | COUNTY | TOTAL SHEETS | SHEET NO. |
| 2003-0311 | COOK | 976 | 652 |
| STA. 1536+00 TO STA. 1548+00 | | | |
| FED. ROAD DIST. NO. | ILLINOIS | FED. AID PROJECT | |
| 62583 | | | |

NOTES:

- SEE DRAWINGS ME-01 AND ME-02 FOR ELECTRICAL SYMBOLS AND ABBREVIATIONS.
- COORDINATE ALL WORK WITH IDOT CONTRACT NO. 62300, IDOT CONTRACT NO. 62301, IDOT CONTRACT NO. 62302 AND IDOT CONTRACT NO. 62303.
- THE EXISTING VEHICLE DETECTION SYSTEM SHALL REMAIN IN OPERATION FOR AS LONG AS POSSIBLE AND SHALL ONLY BE REMOVED/ABANDONED AS DIRECTED BY THE ENGINEER.
- ALL EXISTING CONDUIT/WIRING BELOW GRADE, AND ALL EXISTING HANDHOLES SHALL BE ABANDONED IN PLACE.



RM-30

| REVISIONS | |
|-----------|------|
| NAME | DATE |
| | |
| | |
| | |
| | |
| | |
| | |
| | |
| | |
| | |

ILLINOIS DEPARTMENT OF TRANSPORTATION
 F.A.I. 94/90 (DAN RYAN EXPRESSWAY)
 31st STREET TO I-57
 SURVEILLANCE/COMMUNICATIONS
 REMOVAL PLAN
 SCALE: 1"=50'
 DATE: October 29, 2004
 DRAWN BY: SD
 CHECKED BY: MJL

Edwards AND Kelcey
 ONE NORTH FRANKLIN
 CHICAGO, IL 60606
 PHONE: (312) 251-3000
 FAX: (312) 251-3015
 WEB: WWW.EDKORP.COM

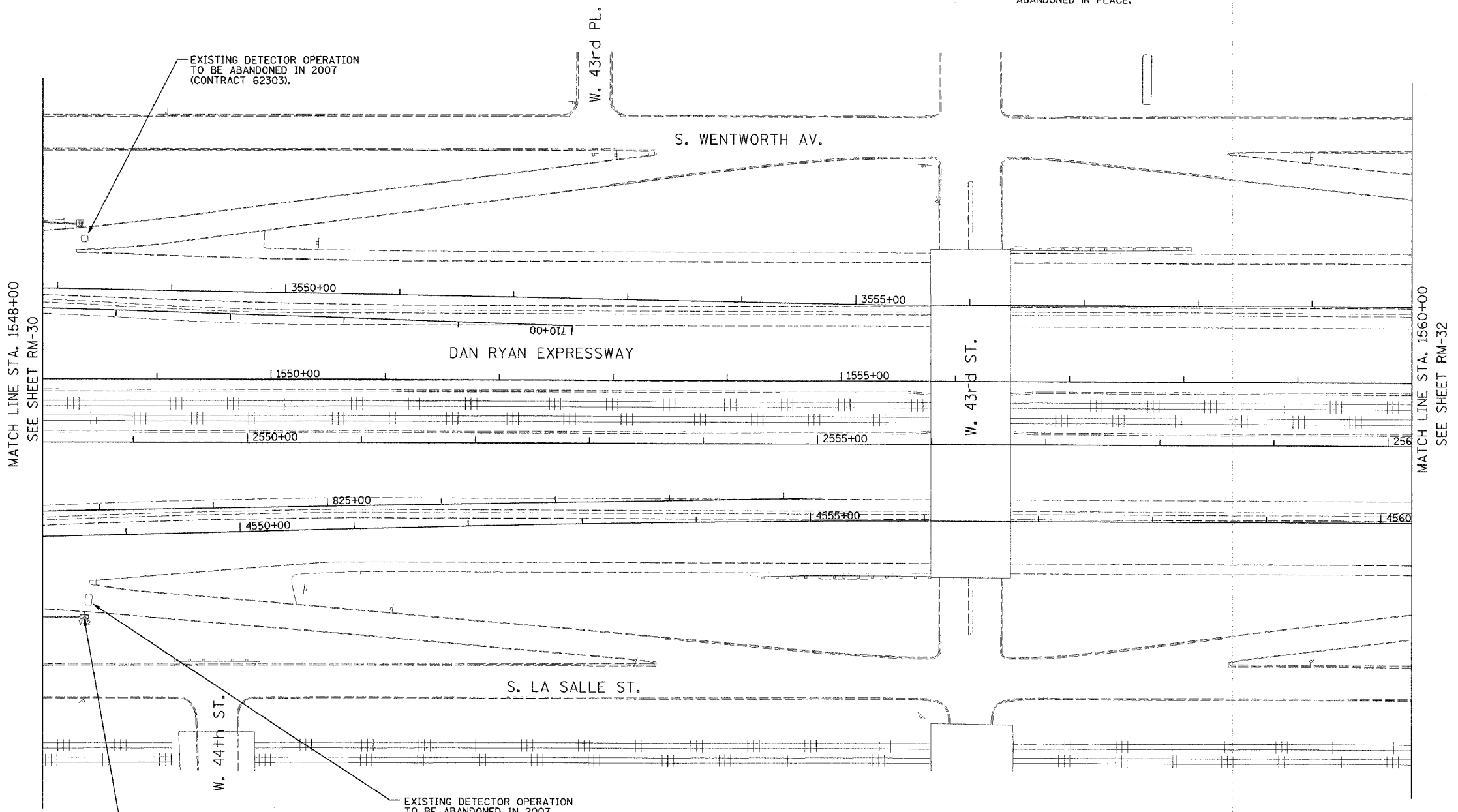
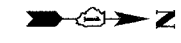
REMOVE EXISTING TSC CABINET V44.
 SALVAGE CABINET COMPONENTS.
 EXISTING CONCRETE FOUNDATION
 REMOVAL BY OTHERS IN 2007
 (CONTRACT 62301).

10/14/2004 09:33:25 AM PA:030009030515.ecad/VMO203926.s7f

| | | | |
|------------------------------|----------|------------------|-----------|
| SECTION | COUNTY | TOTAL SHEETS | SHEET NO. |
| 2003-0311 | COOK | 976 | 653 |
| STA. 1548+00 TO STA. 1560+00 | | | |
| FED. ROAD DIST. NO. | ILLINOIS | FED. AID PROJECT | |
| | | 62583 | |

NOTES:

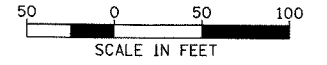
- SEE DRAWINGS ME-01 AND ME-02 FOR ELECTRICAL SYMBOLS AND ABBREVIATIONS.
- COORDINATE ALL WORK WITH IDOT CONTRACT NO. 62301 AND IDOT CONTRACT NO. 62303.
- THE EXISTING VEHICLE DETECTION SYSTEM SHALL REMAIN IN OPERATION FOR AS LONG AS POSSIBLE AND SHALL ONLY BE REMOVED/ABANDONED AS DIRECTED BY THE ENGINEER.
- ALL EXISTING CONDUIT/WIRING BELOW GRADE, AND ALL EXISTING HANDHOLES SHALL BE ABANDONED IN PLACE.



EXISTING DETECTOR OPERATION TO BE ABANDONED IN 2007 (CONTRACT 62303).

REMOVE AND SALVAGE EXISTING TSC CABINET V42 AND CABINET COMPONENTS. EXISTING CONCRETE FOUNDATION REMOVAL BY OTHERS IN 2007 (CONTRACT 62301).

EXISTING DETECTOR OPERATION TO BE ABANDONED IN 2007 (CONTRACT 62301).



RM-31

Edwards AND Kelcey
 ONE NORTH FRANKLIN
 CHICAGO, IL 60606
 PHONE: (312) 251-3000
 FAX: (312) 251-3015
 WEB: WWW.EXCORP.COM

| REVISIONS | |
|-----------|------|
| NAME | DATE |
| | |
| | |
| | |
| | |
| | |
| | |
| | |
| | |
| | |
| | |

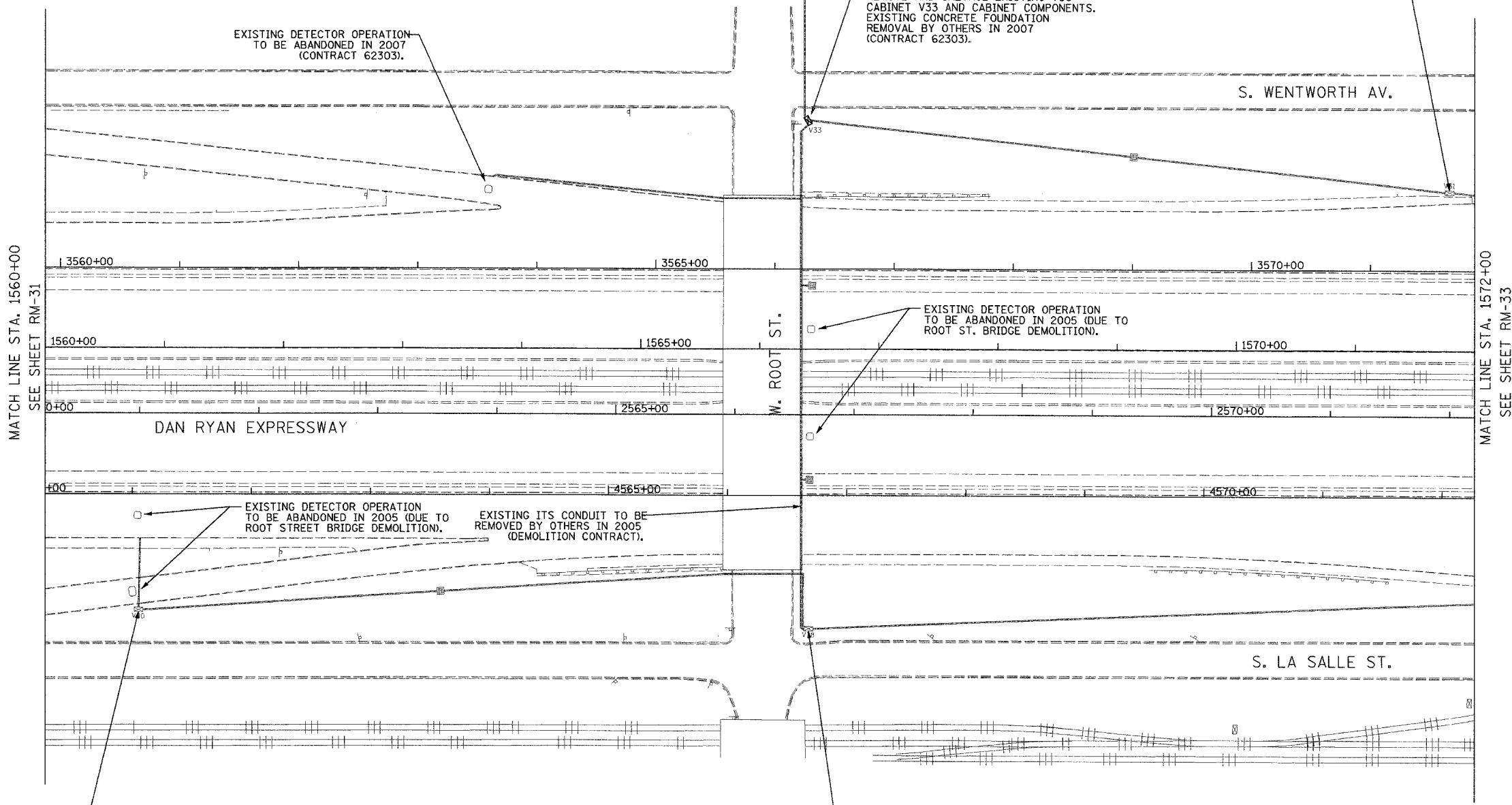
ILLINOIS DEPARTMENT OF TRANSPORTATION
 F.A.I. 94/90 (DAN RYAN EXPRESSWAY)
 31st STREET to I-57
 SURVEILLANCE/COMMUNICATIONS
 REMOVAL PLAN
 SCALE: 1"=50'
 DATE: October 29, 2004
 DRAWN BY: SD
 CHECKED BY: MJL

10/14/2004 09:35:26 AM

| | | | |
|------------------------------|----------|------------------|-----------|
| SECTION | COUNTY | TOTAL SHEETS | SHEET NO. |
| 2003-0311 | COOK | 976 | 654 |
| STA. 1560+00 TO STA. 1572+00 | | | |
| FED. ROAD DIST. NO. | ILLINOIS | FED. AID PROJECT | |
| 62583 | | | |

NOTES:

- SEE DRAWINGS ME-01 AND ME-02 FOR ELECTRICAL SYMBOLS AND ABBREVIATIONS.
- COORDINATE ALL WORK WITH IDOT CONTRACT NO. 62300, IDOT CONTRACT NO. 62303 AND THE IDOT ROOT ST. BRIDGE DEMOLITION CONTRACT.
- THE EXISTING VEHICLE DETECTION SYSTEM SHALL REMAIN IN OPERATION FOR AS LONG AS POSSIBLE AND SHALL ONLY BE REMOVED/ABANDONED AS DIRECTED BY THE ENGINEER.
- ALL EXISTING CONDUIT/WIRING BELOW GRADE, AND ALL EXISTING HANDHOLES SHALL BE ABANDONED IN PLACE.



EXISTING DETECTOR OPERATION TO BE ABANDONED IN 2007 (CONTRACT 62303).

EXISTING ELECTRIC UTILITY SERVICE CONNECTION TO REMAIN.

REMOVE AND SALVAGE EXISTING TSC CABINET V33 AND CABINET COMPONENTS. EXISTING CONCRETE FOUNDATION REMOVAL BY OTHERS IN 2007 (CONTRACT 62303).

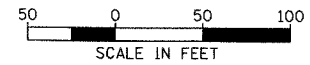
REMOVE AND SALVAGE EXISTING TSC CABINET V31 AND CABINET COMPONENTS. EXISTING CONCRETE FOUNDATION REMOVAL BY OTHERS IN 2007 (CONTRACT 62303).

EXISTING DETECTOR OPERATION TO BE ABANDONED IN 2005 (DUE TO ROOT ST. BRIDGE DEMOLITION).

EXISTING DETECTOR OPERATION TO BE ABANDONED IN 2005 (DUE TO ROOT STREET BRIDGE DEMOLITION). EXISTING ITS CONDUIT TO BE REMOVED BY OTHERS IN 2005 (DEMOLITION CONTRACT).

REMOVE AND SALVAGE EXISTING TSC CABINET V40 AND CABINET COMPONENTS. EXISTING CONCRETE FOUNDATION REMOVAL BY OTHERS IN 2007 (CONTRACT 62301).

REMOVE AND SALVAGE EXISTING TSC CABINET V38 AND CABINET COMPONENTS. EXISTING CONCRETE FOUNDATION REMOVAL BY OTHERS IN 2007 (CONTRACT 62301).



RM-32


Edwards AND Kelcey
 ONE NORTH FRANKLIN
 CHICAGO, IL 60606
 PHONE: (312) 251-5000
 FAX: (312) 251-3015
 WEB: WWW.EKCORP.COM

| REVISIONS | |
|-----------|------|
| NAME | DATE |
| | |
| | |
| | |
| | |
| | |
| | |
| | |
| | |
| | |
| | |

ILLINOIS DEPARTMENT OF TRANSPORTATION
 F.A.I. 94/90 (DAN RYAN EXPRESSWAY)
 31st STREET TO I-57
 SURVEILLANCE/COMMUNICATIONS
 REMOVAL PLAN
 SCALE: 1"=50'
 DATE: October 29, 2004
 DRAWN BY: SD
 CHECKED BY: MJL


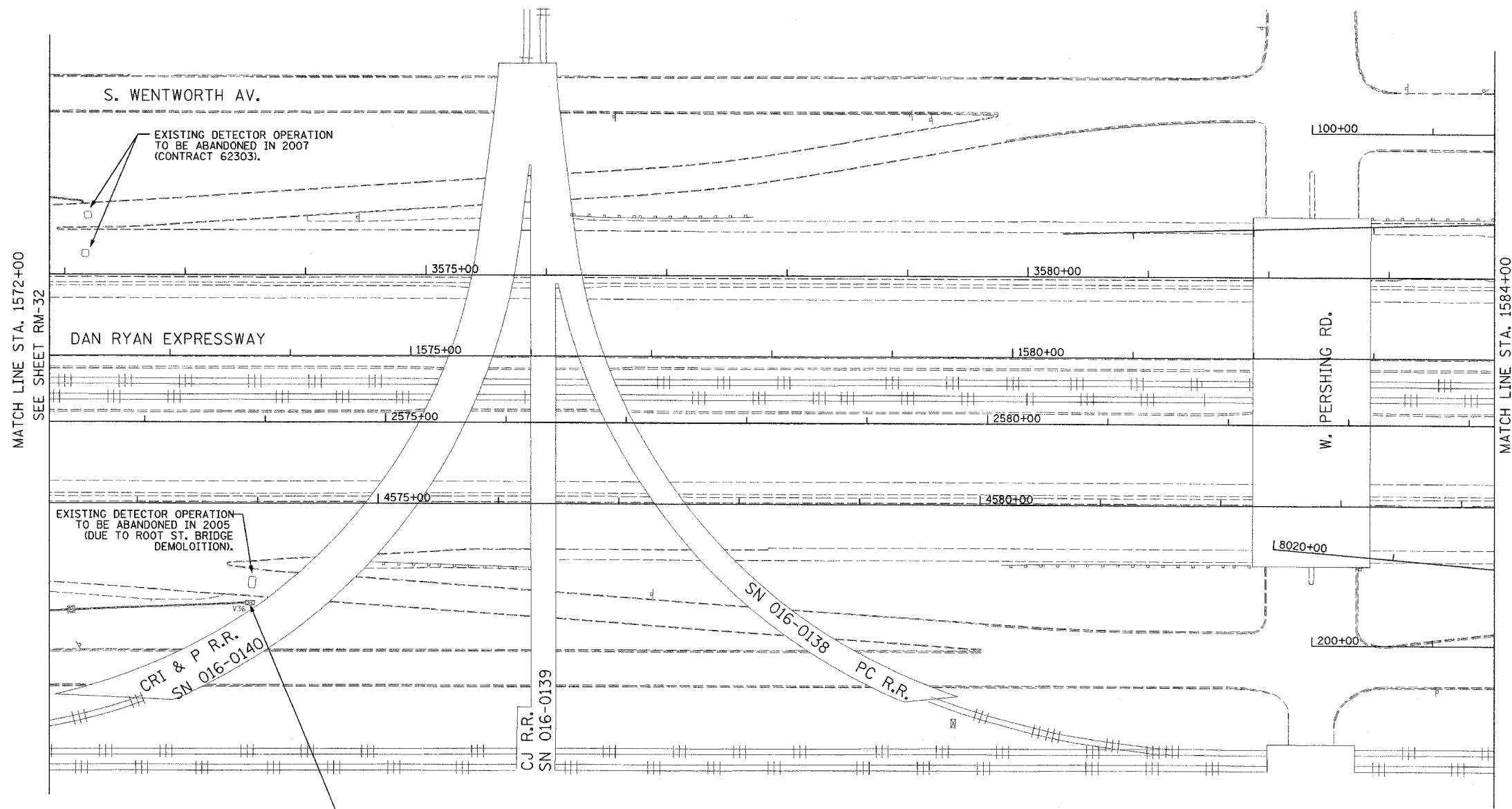
10/14/2004 09:33:27 AM

| | | | |
|------------------------------|----------|------------------|-----------|
| SECTION | COUNTY | TOTAL SHEETS | SHEET NO. |
| 2003-0311 | COOK | 976 | 655 |
| STA. 1572+00 TO STA. 1584+00 | | | |
| FED. ROAD DIST. NO. | ILLINOIS | FED. AID PROJECT | |
| 62583 | | | |



NOTES:

- SEE DRAWINGS ME-01 AND ME-02 FOR ELECTRICAL SYMBOLS AND ABBREVIATIONS.
- COORDINATE ALL WORK WITH IDOT CONTRACT NO. 62300 AND IDOT CONTRACT NO. 62303.
- THE EXISTING VEHICLE DETECTION SYSTEM SHALL REMAIN IN OPERATION FOR AS LONG AS POSSIBLE AND SHALL ONLY BE REMOVED/ABANDONED AS DIRECTED BY THE ENGINEER.
- ALL EXISTING CONDUIT/WIRING BELOW GRADE, AND ALL EXISTING HANDHOLES SHALL BE ABANDONED IN PLACE.



RM-33

| REVISIONS | |
|-----------|------|
| NAME | DATE |
| | |
| | |
| | |
| | |
| | |
| | |
| | |
| | |
| | |
| | |

ILLINOIS DEPARTMENT OF TRANSPORTATION
F.A.I. 94/90 (DAN RYAN EXPRESSWAY)
31st STREET to I-57

SURVEILLANCE/COMMUNICATIONS
REMOVAL PLAN

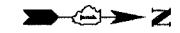
SCALE: 1"=50'
DATE: October 29, 2004

DRAWN BY: SD
CHECKED BY: MJL

**Edwards
AND Kelcey**
ONE NORTH FRANKLIN
CHICAGO, IL 60606
PHONE: (312) 251-3000
FAX: (312) 251-3015
WEB: WWW.EKCORP.COM

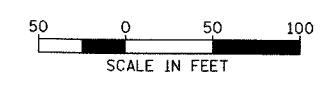
10/14/2004 08:33:28 AM

| | | | |
|------------------------------|----------|------------------|-----------|
| SECTION | COUNTY | TOTAL SHEETS | SHEET NO. |
| 2003-0311 | COOK | 976 | 656 |
| STA. 1584+00 TO STA. 1596+00 | | | |
| FED. ROAD DIST. NO. | ILLINOIS | FED. AID PROJECT | |
| 62583 | | | |



THIS SHEET FOR INFORMATION ONLY

- NOTES:
- SEE DRAWINGS ME-01 AND ME-02 FOR ELECTRICAL SYMBOLS AND ABBREVIATIONS.
 - COORDINATE ALL WORK WITH IDOT CONTRACT NO. 62584, IDOT CONTRACT NO. 62585, AND IDOT CONTRACT NO. 62733.
 - THE EXISTING VEHICLE DETECTION SYSTEM SHALL REMAIN IN OPERATION FOR AS LONG AS POSSIBLE AND SHALL ONLY BE REMOVED/ABANDONED AS DIRECTED BY THE ENGINEER.
 - ALL EXISTING CONDUIT/WIRING BELOW GRADE, AND ALL EXISTING HANDHOLES SHALL BE ABANDONED IN PLACE.



RM-34

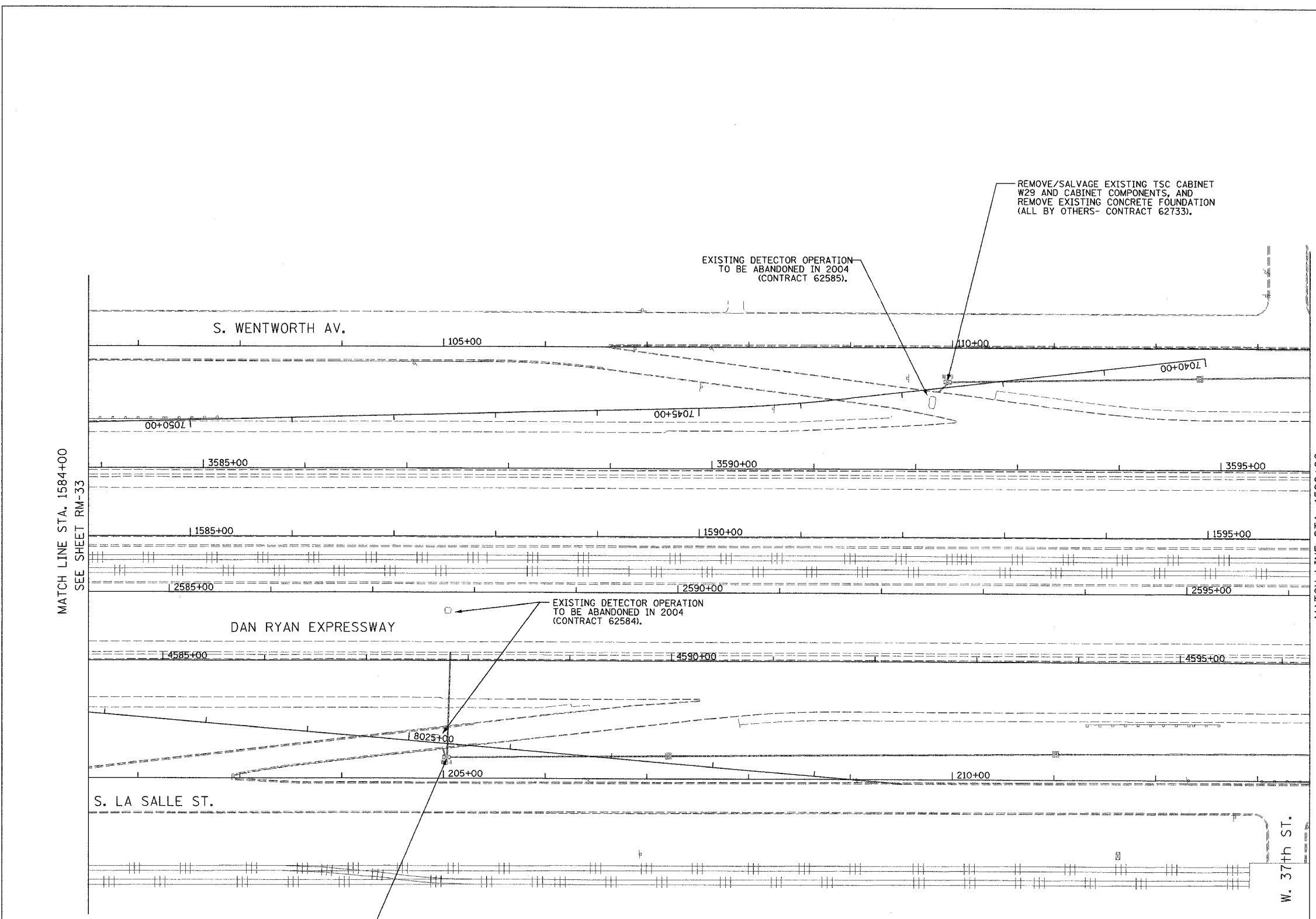
| REVISIONS | |
|-----------|------|
| NAME | DATE |
| | |
| | |
| | |
| | |
| | |
| | |
| | |
| | |
| | |
| | |

ILLINOIS DEPARTMENT OF TRANSPORTATION
 F.A.I. 94/90 (DAN RYAN EXPRESSWAY)
 31st STREET to I-57

SURVEILLANCE/COMMUNICATIONS
 REMOVAL PLAN

SCALE: 1"=50'
 DATE: October 29, 2004

DRAWN BY: SD
 CHECKED BY: MJL



MATCH LINE STA. 1584+00
SEE SHEET RM-33

MATCH LINE STA. 1596+00
SEE SHEET RM-35

Edwards AND Kelcey

ONE NORTH FRANKLIN
 CHICAGO, IL 60606
 PHONE: (312) 251-3000
 FAX: (312) 251-3015
 WEB: WWW.EKCORP.COM

10/14/2004 09:33:28 AM

| | | | |
|------------------------------|----------|------------------|-----------|
| SECTION | COUNTY | TOTAL SHEETS | SHEET NO. |
| 2003-0311 | COOK | 976 | 657 |
| STA. 1596+00 TO STA. 1608+00 | | | |
| FED. ROAD DIST. NO. | ILLINOIS | FED. AID PROJECT | |
| 62583 | | | |

NOTES:

- SEE DRAWINGS ME-01 AND ME-02 FOR ELECTRICAL SYMBOLS AND ABBREVIATIONS.
- COORDINATE ALL WORK WITH IDOT CONTRACT NO. 62300, IDOT CONTRACT NO. 62584, IDOT CONTRACT NO. 62585, AND IDOT CONTRACT NO. 62733.
- THE EXISTING VEHICLE DETECTION SYSTEM AND THE EXISTING CHANGEABLE MESSAGE SIGN SHALL REMAIN IN OPERATION FOR AS LONG AS POSSIBLE AND SHALL ONLY BE REMOVED/ABANDONED AS DIRECTED BY THE ENGINEER.
- ALL EXISTING CONDUIT/WIRING BELOW GRADE, AND ALL EXISTING HANDHOLES SHALL BE ABANDONED IN PLACE.



MATCH LINE STA. 1596+00
SEE SHEET RM-34

MATCH LINE STA. 1608+00
SEE SHEET RM-36

THESE NOTES FOR INFORMATION ONLY

S. WENTWORTH AV.

DAN RYAN EXPRESSWAY

S. LA SALLE ST.

REMOVE/SALVAGE EXISTING TSC CABINET W27 AND CABINET COMPONENTS, AND REMOVE EXISTING CONCRETE FOUNDATION (ALL BY OTHERS - CONTRACT 62733).

EXISTING DETECTOR OPERATION TO BE ABANDONED IN 2004 (CONTRACT 62585).


EXISTING DETECTOR OPERATION TO BE ABANDONED IN 2004 (CONTRACT 62584).

MAINTAIN EXISTING CHANGEABLE MESSAGE SIGN OPERATION UNTIL NEW DMS IS INSTALLED IN 2006. AFTER NEW DMS IS INSTALLED AND OPERATIONAL, REMOVE EXISTING CHANGEABLE MESSAGE SIGN AND SIGN SUPPORT STRUCTURE. SALVAGE INTERNAL COMPONENTS. EXISTING CONCRETE FOUNDATION REMOVAL BY OTHERS IN 2006 (CONTRACT 62300). FOR TEMPORARY SIGN MAINTENANCE DETAILS, SEE SHEET DT-12.

REMOVE EXISTING TSC CABINET CMS-4. SALVAGE CABINET COMPONENTS, AND REMOVE EXISTING CONCRETE FOUNDATION (ALL BY OTHERS - CONTRACT 62733).

REMOVE/SALVAGE EXISTING TSC CABINET W32 AND CABINET COMPONENTS, AND REMOVE EXISTING CONCRETE FOUNDATION (ALL BY OTHERS - CONTRACT 62733).

THESE NOTES FOR INFORMATION ONLY



RM-35

| REVISIONS | |
|-----------|------|
| NAME | DATE |
| | |
| | |
| | |
| | |
| | |
| | |
| | |
| | |
| | |
| | |

ILLINOIS DEPARTMENT OF TRANSPORTATION
F.A.I. 94/90 (DAN RYAN EXPRESSWAY)
31st STREET TO I-57

SURVEILLANCE/COMMUNICATIONS
REMOVAL PLAN

SCALE: 1"=50'
DATE: October 29, 2004

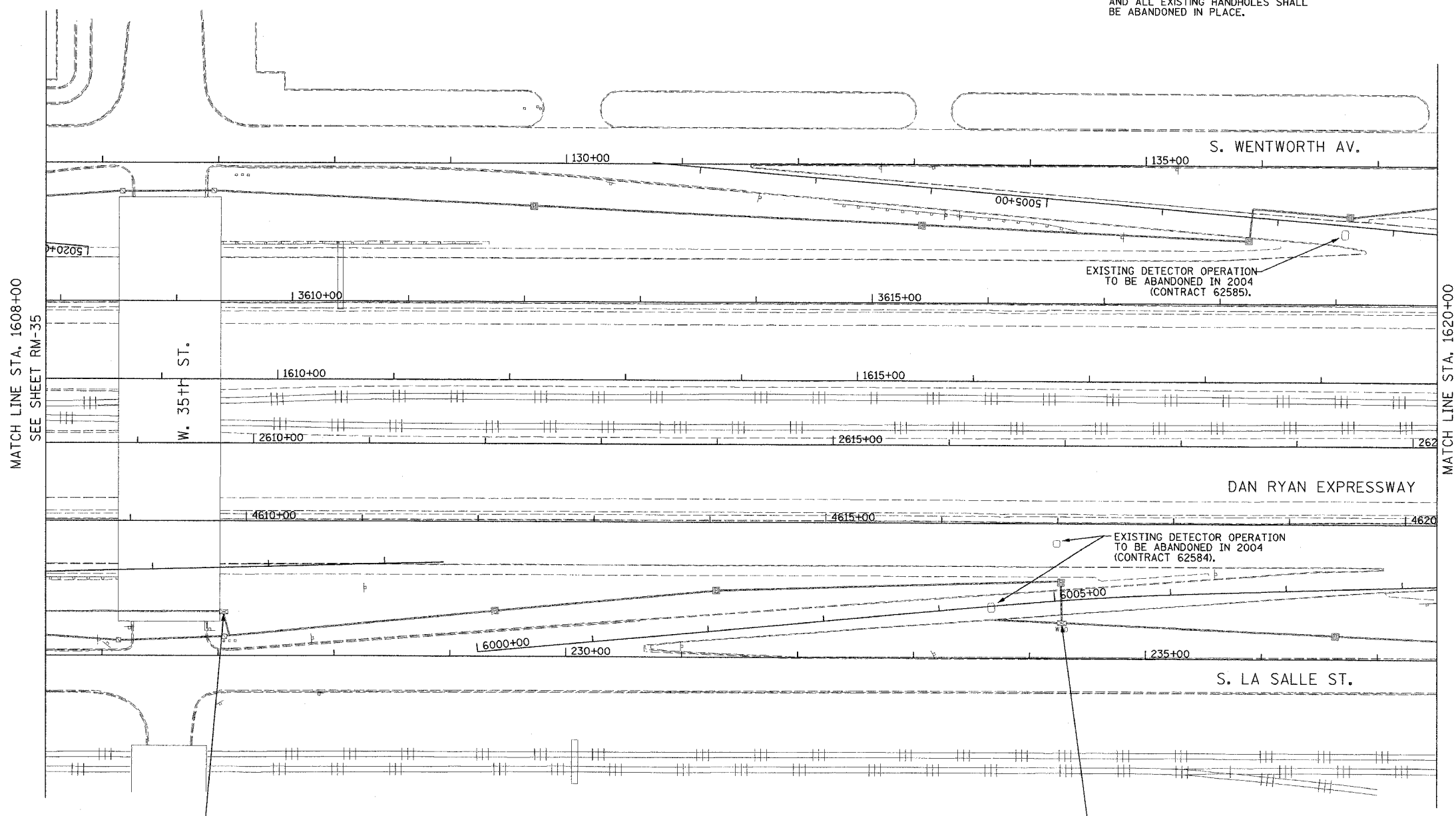
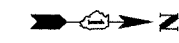
DRAWN BY: SD
CHECKED BY: MJL

**Edwards
AND Kelcey**
ONE NORTH FRANKLIN
CHICAGO, IL 60606
PHONE: (312) 251-3000
FAX: (312) 251-3015
WEB: WWW.EKCORP.COM

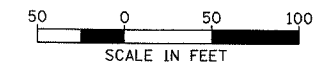
PR: 03/00/09.03/5 Vts board/Vm020442east
07/14/2004 09:33:29 AM

| | | | |
|---------------------|----------|------------------|-----------|
| SECTION | COUNTY | TOTAL SHEETS | SHEET NO. |
| 2003-0311 | COOK | 976 | 658 |
| STA. 1608+00 | | TO STA. 1620+00 | |
| FED. ROAD DIST. NO. | ILLINOIS | FED. AID PROJECT | |
| 62583 | | | |

- NOTES:
- SEE DRAWINGS ME-01 AND ME-02 FOR ELECTRICAL SYMBOLS AND ABBREVIATIONS.
 - COORDINATE ALL WORK WITH IDOT CONTRACT NO. 62584, IDOT CONTRACT NO. 62585, AND IDOT CONTRACT NO. 62733.
 - THE EXISTING VEHICLE DETECTION SYSTEM SHALL REMAIN IN OPERATION FOR AS LONG AS POSSIBLE AND SHALL ONLY BE REMOVED/ABANDONED AS DIRECTED BY THE ENGINEER.
 - ALL EXISTING CONDUIT/WIRING BELOW GRADE, AND ALL EXISTING HANDHOLES SHALL BE ABANDONED IN PLACE.



THIS SHEET FOR INFORMATION ONLY



RM-36

REMOVE EXISTING TSC CABINET CMS-4A (CABINET NOT LABELED), SALVAGE CABINET COMPONENTS AND REMOVE EXISTING CONCRETE FOUNDATION (ALL BY OTHERS - CONTRACT 62733).

REMOVE/SALVAGE EXISTING TSC CABINET W30 AND CABINET COMPONENTS, AND REMOVE EXISTING CONCRETE FOUNDATION (ALL BY OTHERS - CONTRACT 62733).

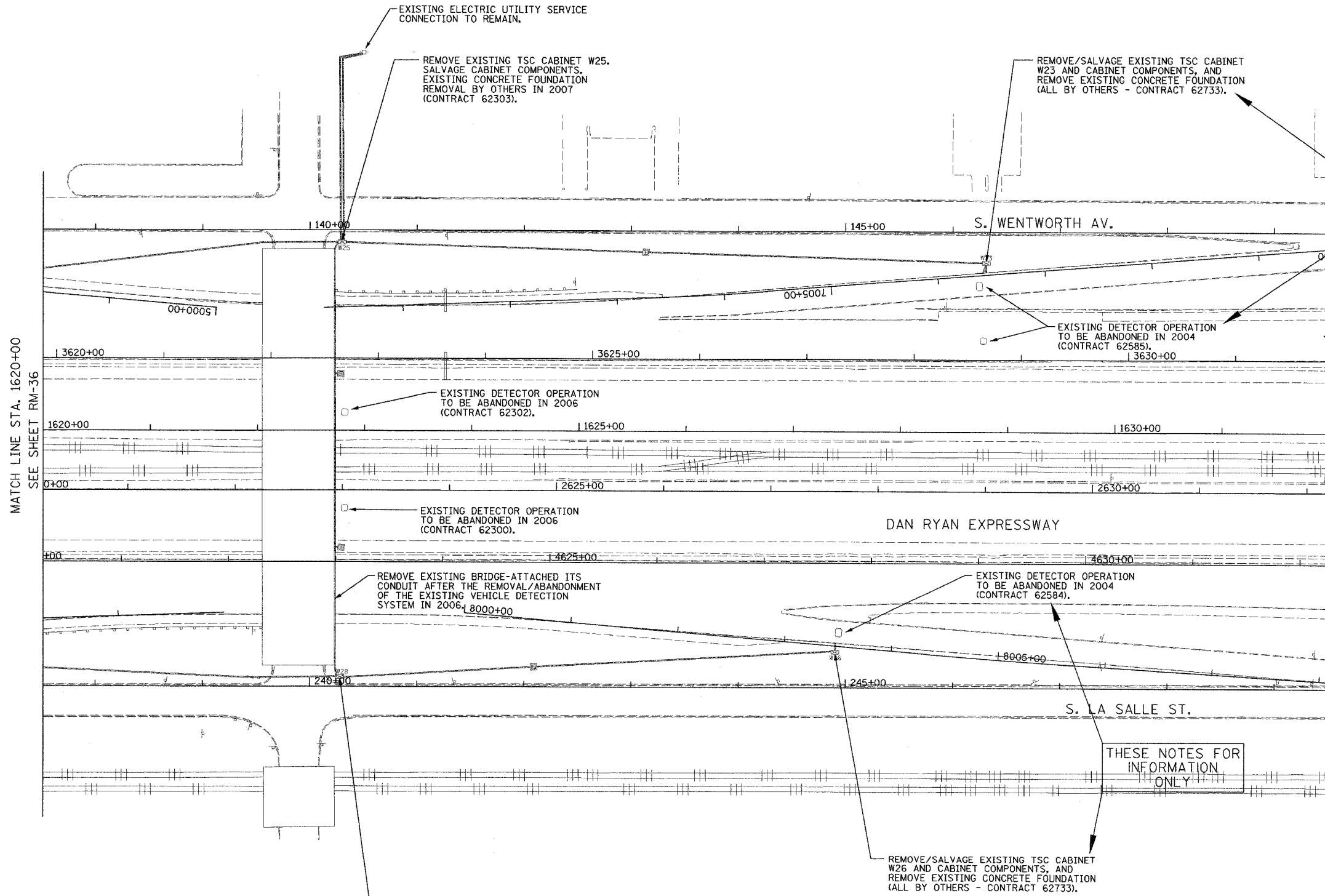
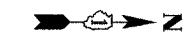
Edwards AND Kelcey
 ONE NORTH FRANKLIN
 CHICAGO, IL 60606
 PHONE: (312) 251-3000
 FAX: (312) 251-3015
 WEB: WWW.EKCORP.COM

| REVISIONS | |
|-----------|------|
| NAME | DATE |
| | |
| | |
| | |
| | |
| | |
| | |
| | |
| | |
| | |
| | |

ILLINOIS DEPARTMENT OF TRANSPORTATION
 F.A.I. 94/90 (DAN RYAN EXPRESSWAY)
 31st STREET to I-57
 SURVEILLANCE/COMMUNICATIONS
 REMOVAL PLAN
 SCALE: 1"=50'
 DATE: October 29, 2004
 DRAWN BY: SD
 CHECKED BY: MJL

10/14/2004 09:33:30 AM

| | | | |
|------------------------------|----------|------------------|-----------|
| SECTION | COUNTY | TOTAL SHEETS | SHEET NO. |
| 2003-03II | COOK | 976 | 659 |
| STA. 1620+00 TO STA. 1632+00 | | | |
| FED. ROAD DIST. NO. | ILLINOIS | FED. AID PROJECT | |
| 62583 | | | |

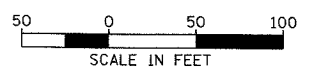


THESE NOTES FOR INFORMATION ONLY

BREAK LINE STA. 1632+00
SEE SHEET RM-38
(NO REMOVALS STA. 1632+00 - ARCHER AV.)

- NOTES:
- SEE DRAWINGS ME-01 AND ME-02 FOR ELECTRICAL SYMBOLS AND ABBREVIATIONS.
 - COORDINATE ALL WORK WITH IDOT CONTRACT NO. 62584, IDOT CONTRACT NO. 62585, IDOT CONTRACT NO. 62300, IDOT CONTRACT NO. 62302, AND IDOT CONTRACT NO. 62733.
 - THE EXISTING VEHICLE DETECTION SYSTEM SHALL REMAIN IN OPERATION FOR AS LONG AS POSSIBLE AND SHALL ONLY BE REMOVED/ABANDONED AS DIRECTED BY THE ENGINEER.
 - ALL EXISTING CONDUIT/WIRING BELOW GRADE, AND ALL EXISTING HANDHOLES SHALL BE ABANDONED IN PLACE.

THESE NOTES FOR INFORMATION ONLY



RM-37

Edwards AND Kelcey
ONE NORTH FRANKLIN
CHICAGO, IL 60606
PHONE: (312) 251-3000
FAX: (312) 251-3015
WEB: WWW.EKCORP.COM

REMOVE EXISTING TSC CABINET W28. SALVAGE CABINET COMPONENTS. EXISTING CONCRETE FOUNDATION REMOVAL BY OTHERS IN 2007 (CONTRACT 62301).

REMOVE/SALVAGE EXISTING TSC CABINET W26 AND CABINET COMPONENTS, AND REMOVE EXISTING CONCRETE FOUNDATION (ALL BY OTHERS - CONTRACT 62733).

| REVISIONS | |
|-----------|------|
| NAME | DATE |
| | |
| | |
| | |
| | |
| | |
| | |
| | |
| | |
| | |
| | |

ILLINOIS DEPARTMENT OF TRANSPORTATION
F.A.I. 94/90 (DAN RYAN EXPRESSWAY)
31st STREET TO I-57

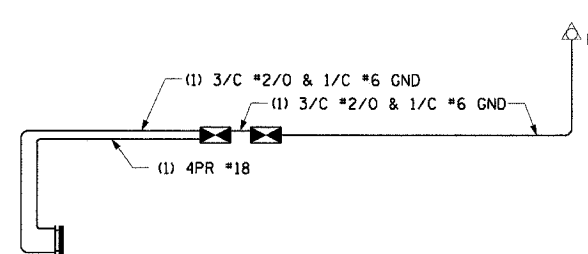
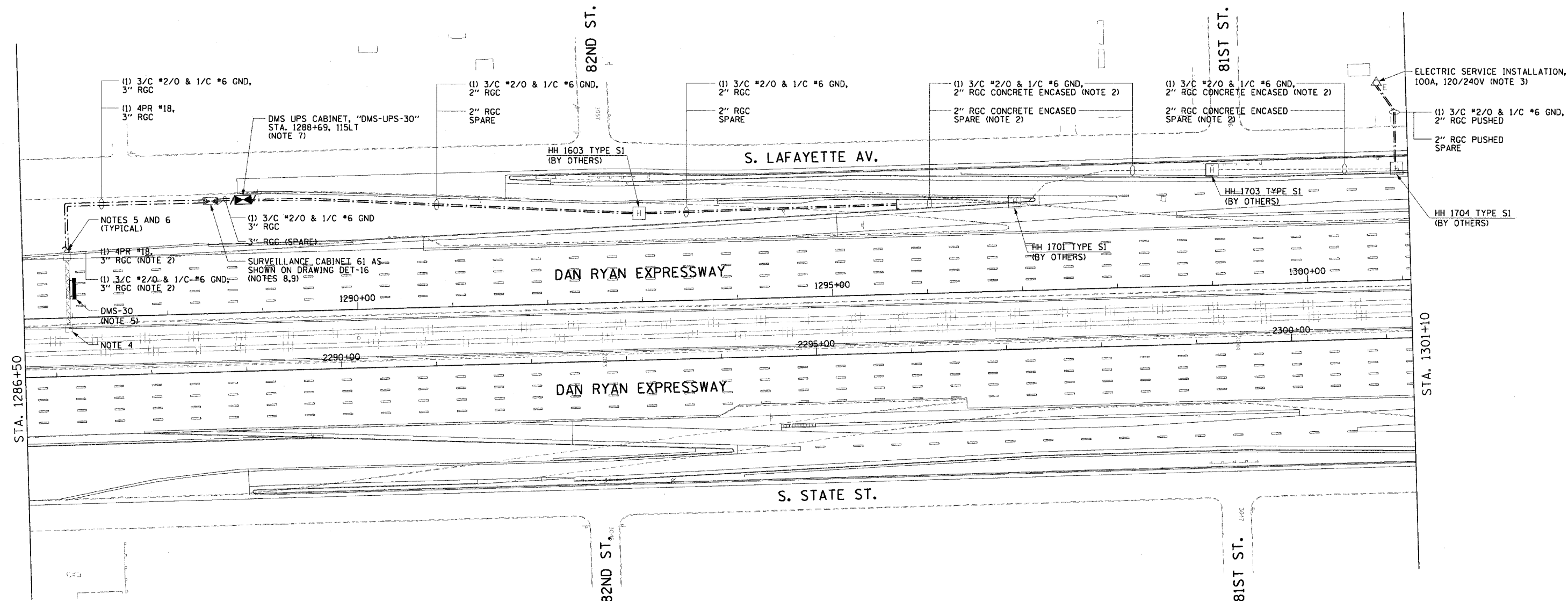
SURVEILLANCE/COMMUNICATIONS
REMOVAL PLAN

SCALE: 1"=50'
DATE: October 29, 2004
DRAWN BY: SD
CHECKED BY: MJL

10/14/2004 09:33:31 AM

| F.A.I. RTE. | SECTION | COUNTY | TOTAL SHEETS | SHEET NO. |
|------------------------------------|-----------|------------------|--------------|-----------|
| 90/94 | 2003-0311 | COOK | 976 | 660 |
| STA. 1286+50.00 TO STA. 1301+10.00 | | FED. AID PROJECT | | |

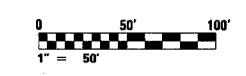
62583



WIRING DIAGRAM, DMS-30

NOTES:

- SEE DRAWINGS ME-01 AND ME-02 FOR ELECTRICAL SYMBOLS AND ABBREVIATIONS.
- NOTED CONDUITS ARE FURNISHED AND INSTALLED BY OTHERS UNDER CONTRACT NUMBERS 62594 AND 62695. ALL CABLES ARE TO BE FURNISHED AND INSTALLED UNDER THIS CONTRACT.
- EXISTING ELECTRIC SERVICE ON EXISTING UTILITY POLE. SEE DRAWING ESD-01 FOR ELECTRIC SERVICE DETAILS.
- TYPE III SIGN TRUSS TO BE FURNISHED AND INSTALLED AT STATION NUMBER 1287+00 BY OTHERS IN CONTRACT NUMBER 62695.
- SEE DRAWING DT-03 FOR SIGN INSTALLATION AND DUCT DETAILS.
- CONTRACTOR MUST INTERCEPT CONDUIT STUBS AND MAKE CONNECTIONS TO THE NEW CONDUITS INSTALLED UNDER THIS CONTRACT.
- SEE DRAWING DT-06 FOR UPS EQUIPMENT DETAILS. SEE DRAWINGS DT-36 AND DT-47 FOR CABINET AND FOUNDATION DETAILS.
- CABINET FOUNDATION INSTALLED BY OTHERS IN SEPARATE CONTRACT. CONTRACTOR MUST INTERCEPT CONDUIT STUBS IN THIS FOUNDATION AND CONNECT NEW CONDUITS AS SHOWN.
- CABINET REQUIRES TEMPORARY 45 FOOT WOOD POLE, CABLE, AND TEMPORARY LEASED COMMUNICATION LINE CONNECTION TO BE INSTALLED FOR TEMPORARY COMMUNICATION BETWEEN THE SIGN AND IDOT TRAFFIC SYSTEMS CENTER. THIS WORK IS NOT SHOWN ON THE PLANS. CONTRACTOR IS RESPONSIBLE FOR LOCATING TEMPORARY WOOD POLE AND OBTAINING SERVICE LOCATION FROM UTILITY COMPANY.
- COORDINATE INSTALLATION OF ALL ITEMS SHOWN ON THIS SHEET WITH CONTRACT NUMBERS 62594 AND 62695. ALL WORK INCLUDING TEMPORARY LEASED LINE CONNECTION SHOULD BE COMPLETED BY THE TIME THAT THE SIGN TRUSS IS READY TO BE INSTALLED. THE SIGN CONTROLLER AND DMS UPS CABINET SHOULD NOT BE INSTALLED PRIOR TO THE INSTALLATION OF THE SIGN.



DMS-01

| REVISIONS | |
|-----------|------|
| NAME | DATE |
| | |
| | |
| | |
| | |
| | |
| | |
| | |
| | |
| | |

ILLINOIS DEPARTMENT OF TRANSPORTATION
 F.A.I. 90/94 (DAN RYAN EXPRESSWAY)
 31st STREET TO I-57
**DYNAMIC MESSAGE SIGN
 SB 83RD ST. SITE LAYOUT
 SIGN DMS-30**
 SCALE: 1"=50'
 DATE: October 29, 2004
 DRAWN BY: HAR
 CHECKED BY: BMW

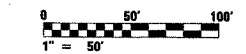
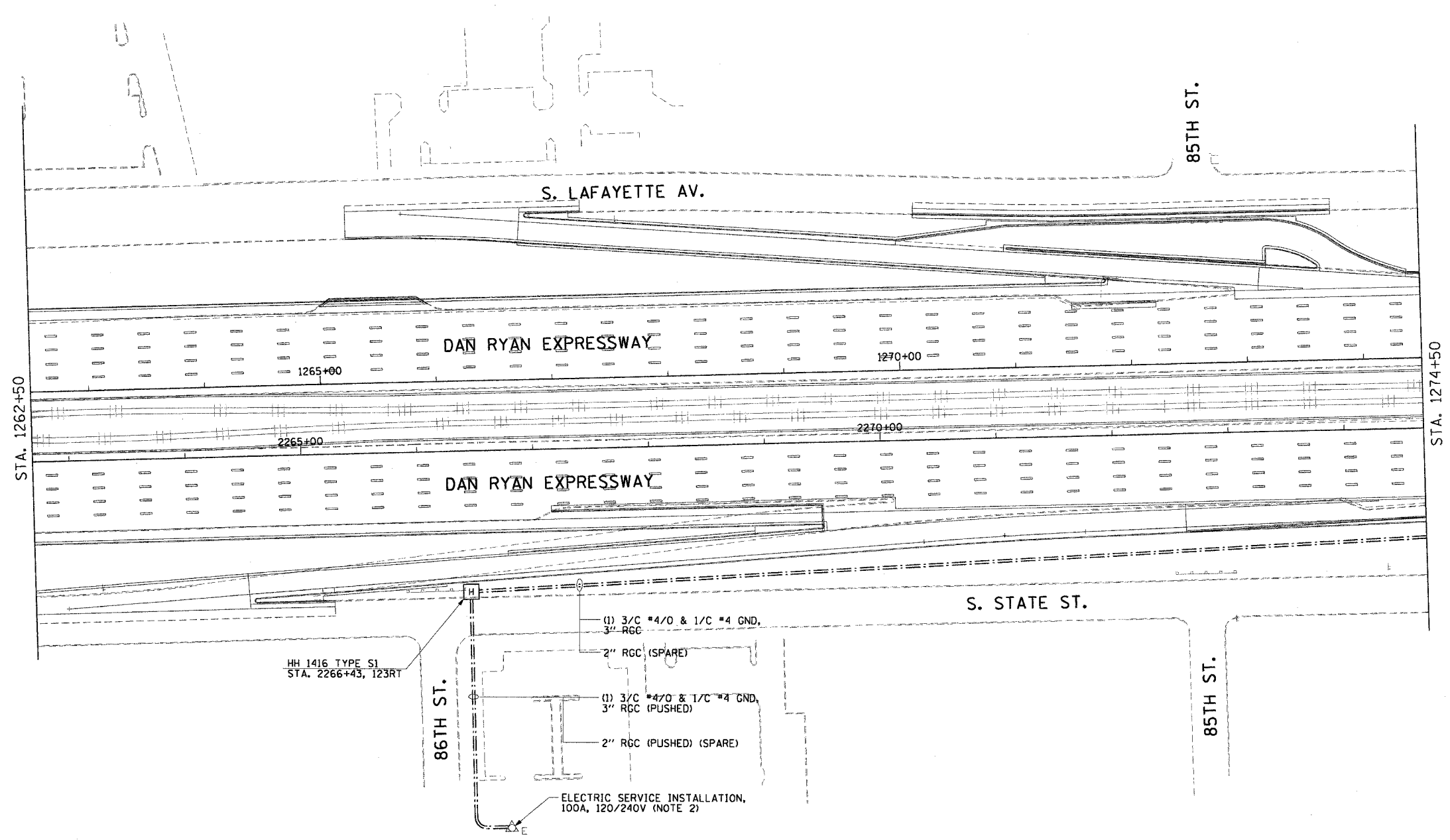
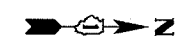
10/23/2004 10:43:35 AM

| | | | | |
|-----------------------|-----------|---------------------------|--------------|-----------|
| F.A.I. RTE. | SECTION | COUNTY | TOTAL SHEETS | SHEET NO. |
| 90/94 | 2003-0311 | COOK | 976 | 461 |
| STA. 1263+50.00 | | TO STA. 1274+50.00 | | |
| FED. ROAD DIST. NO. 1 | | ILLINOIS FED. AID PROJECT | | |

62583

NOTES:

- SEE DRAWINGS ME-01 AND ME-02 FOR ELECTRICAL SYMBOLS AND ABBREVIATIONS.
- NEW ELECTRIC SERVICE TO BE INSTALLED ON EXISTING UTILITY POLE. SEE DRAWING ESD-01 FOR ELECTRIC SERVICE INSTALLATION DETAILS.
- COORDINATE INSTALLATION OF ALL ITEMS SHOWN ON THIS SHEET WITH CONTRACT NUMBER 62694. ALL WORK INCLUDING TEMPORARY LEASED LINE CONNECTION SHOULD BE COMPLETED BY THE TIME THAT THE SIGN TRUSS IS READY TO BE INSTALLED. THE SIGN CONTROLLER CABINET AND DMS UPS CABINET SHOULD NOT BE INSTALLED PRIOR TO THE INSTALLATION OF THE SIGN.



DMS-02

| REVISIONS | |
|-----------|------|
| NAME | DATE |
| | |
| | |
| | |
| | |
| | |
| | |
| | |
| | |
| | |
| | |

ILLINOIS DEPARTMENT OF TRANSPORTATION
 F.A.I. 90/94 (DAN RYAN EXPRESSWAY)
 31st STREET TO I-57
**DYNAMIC MESSAGE SIGN
 NB 83RD ST. SITE LAYOUT
 SIGN DMS-02 (SHEET 1 OF 2)**
 SCALE: 1"=50'
 DATE: October 29, 2004
 DRAWN BY: HAR
 CHECKED BY: BMW

CTE ENGINEERS
 CONSER TOWNSEND ENGINEERS, INC.
 303 EAST WACKER DRIVE, SUITE 600
 CHICAGO, ILLINOIS 60601-5202, PHONE: (312) 938-0300

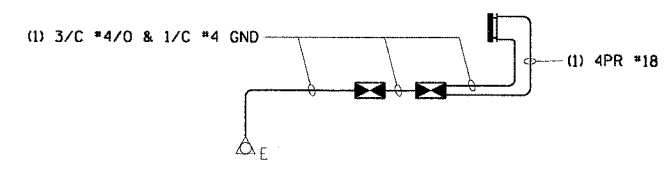
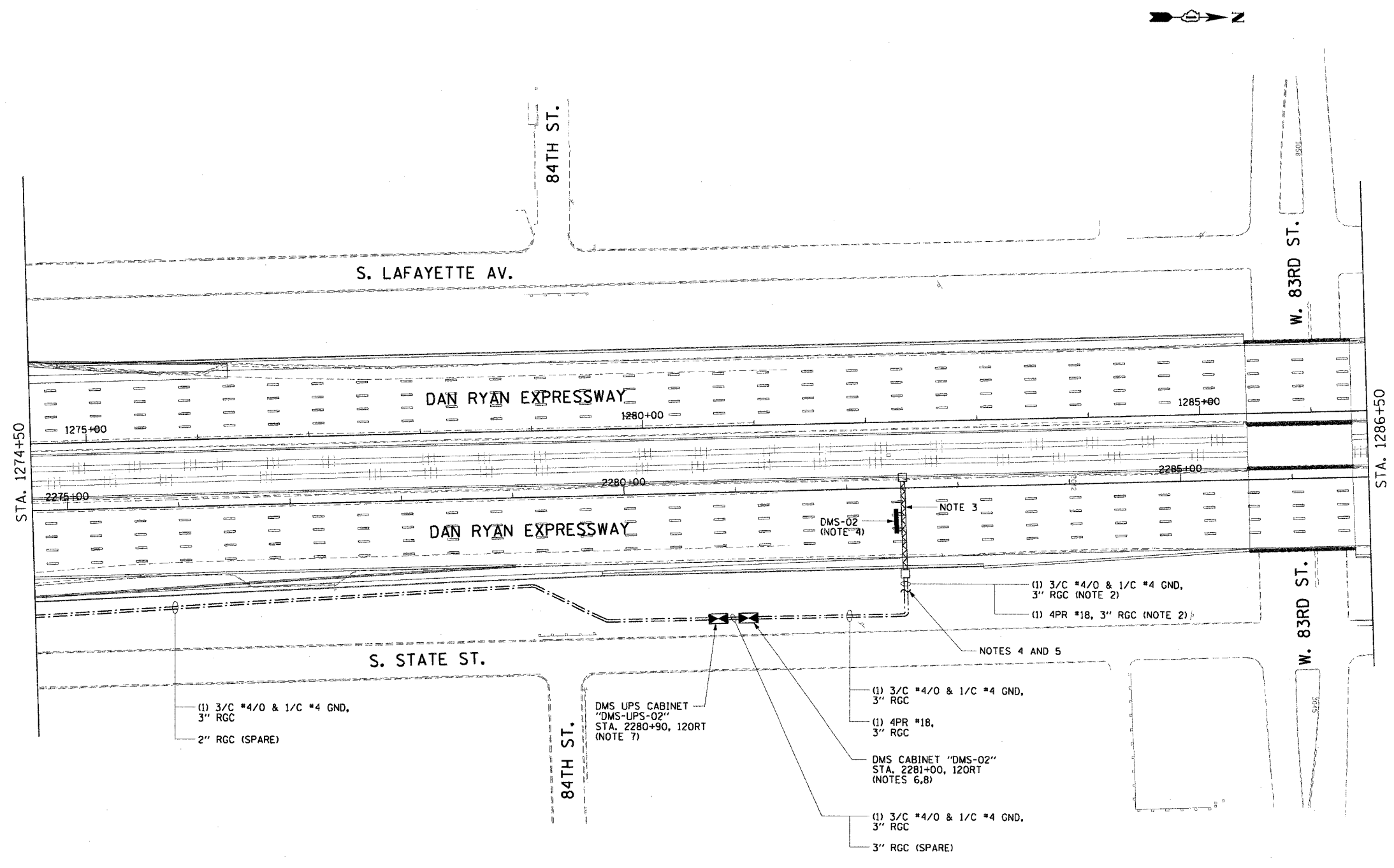
10/15/2004 08:44:33 AM

| F.A.I. RTE. | SECTION | COUNTY | TOTAL SHEETS | SHEET NO. |
|------------------------------------|-----------|---|--------------|-----------|
| 90/94 | 2003-0311 | COOK | 976 | 662 |
| STA. 1263+50.00 TO STA. 1274+50.00 | | FED. ROAD DIST. NO. 1 ILLINOIS FED. AID PROJECT | | |

62583

NOTES:

- SEE DRAWINGS ME-01 AND ME-02 FOR ELECTRICAL SYMBOLS AND ABBREVIATIONS.
- NOTED CONDUITS ARE FURNISHED AND INSTALLED BY OTHERS UNDER CONTRACT NUMBER 62694. ALL CABLES ARE TO BE FURNISHED AND INSTALLED UNDER THIS CONTRACT.
- TYPE III SIGN TRUSS TO BE FURNISHED AND INSTALLED AT STATION NUMBER 2282+42 BY OTHERS IN CONTRACT NUMBER 62694.
- SEE DRAWING DT-03 FOR SIGN INSTALLATION AND DUCT DETAILS.
- CONTRACTOR MUST INTERCEPT CONDUIT STUBS AND MAKE CONNECTIONS TO THE NEW CONDUITS INSTALLED UNDER THIS CONTRACT.
- SEE DRAWING COMM-15 FOR ADDITIONAL CONDUIT AND FIBER OPTIC CABLE CONNECTIONS TO THE CONTROLLER. SEE DRAWING DT-05 FOR CONTROLLER EQUIPMENT DETAILS. SEE DRAWINGS DT-36 AND DT-47 FOR CABINET AND FOUNDATION DETAILS.
- SEE DRAWING DT-06 FOR UPS EQUIPMENT DETAILS. SEE DRAWINGS DT-36 AND DT-47 FOR CABINET AND FOUNDATION DETAILS.
- CABINET REQUIRES TEMPORARY 45 FOOT WOOD POLE, CABLE, AND TEMPORARY LEASED COMMUNICATION LINE CONNECTION TO BE INSTALLED FOR TEMPORARY COMMUNICATION BETWEEN THE SIGN AND IDOT TRAFFIC SYSTEMS CENTER. THIS WORK IS NOT SHOWN ON THE PLANS. CONTRACTOR IS RESPONSIBLE FOR LOCATING TEMPORARY WOOD POLE AND OBTAINING SERVICE LOCATION FROM UTILITY COMPANY.
- COORDINATE INSTALLATION OF ALL ITEMS SHOWN ON THIS SHEET WITH CONTRACT NUMBER 62694. ALL WORK INCLUDING TEMPORARY LEASED LINE CONNECTION SHOULD BE COMPLETED BY THE TIME THAT THE SIGN TRUSS IS READY TO BE INSTALLED. THE SIGN CONTROLLER CABINET AND DMS UPS CABINET SHOULD NOT BE INSTALLED PRIOR TO THE INSTALLATION OF THE SIGN.



DMS-03

| REVISIONS | |
|-----------|------|
| NAME | DATE |
| | |
| | |
| | |
| | |
| | |
| | |
| | |
| | |
| | |

ILLINOIS DEPARTMENT OF TRANSPORTATION
 F.A.I. 90/94 (DAN RYAN EXPRESSWAY)
 31st STREET TO I-57
**DYNAMIC MESSAGE SIGN
 NB 83RD ST. SITE LAYOUT
 SIGN DMS-02 (SHEET 2 OF 2)**
 SCALE: 1"=50'
 DATE: October 29, 2004
 DRAWN BY: HAR
 CHECKED BY: BMW

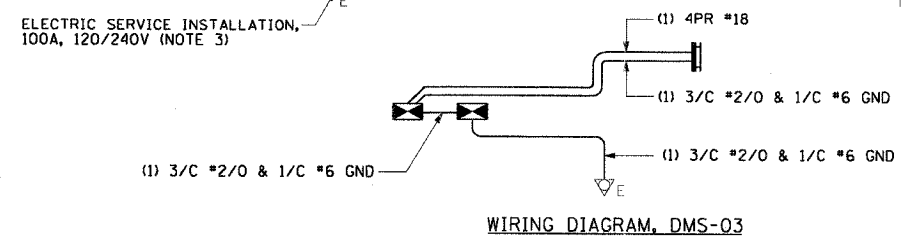
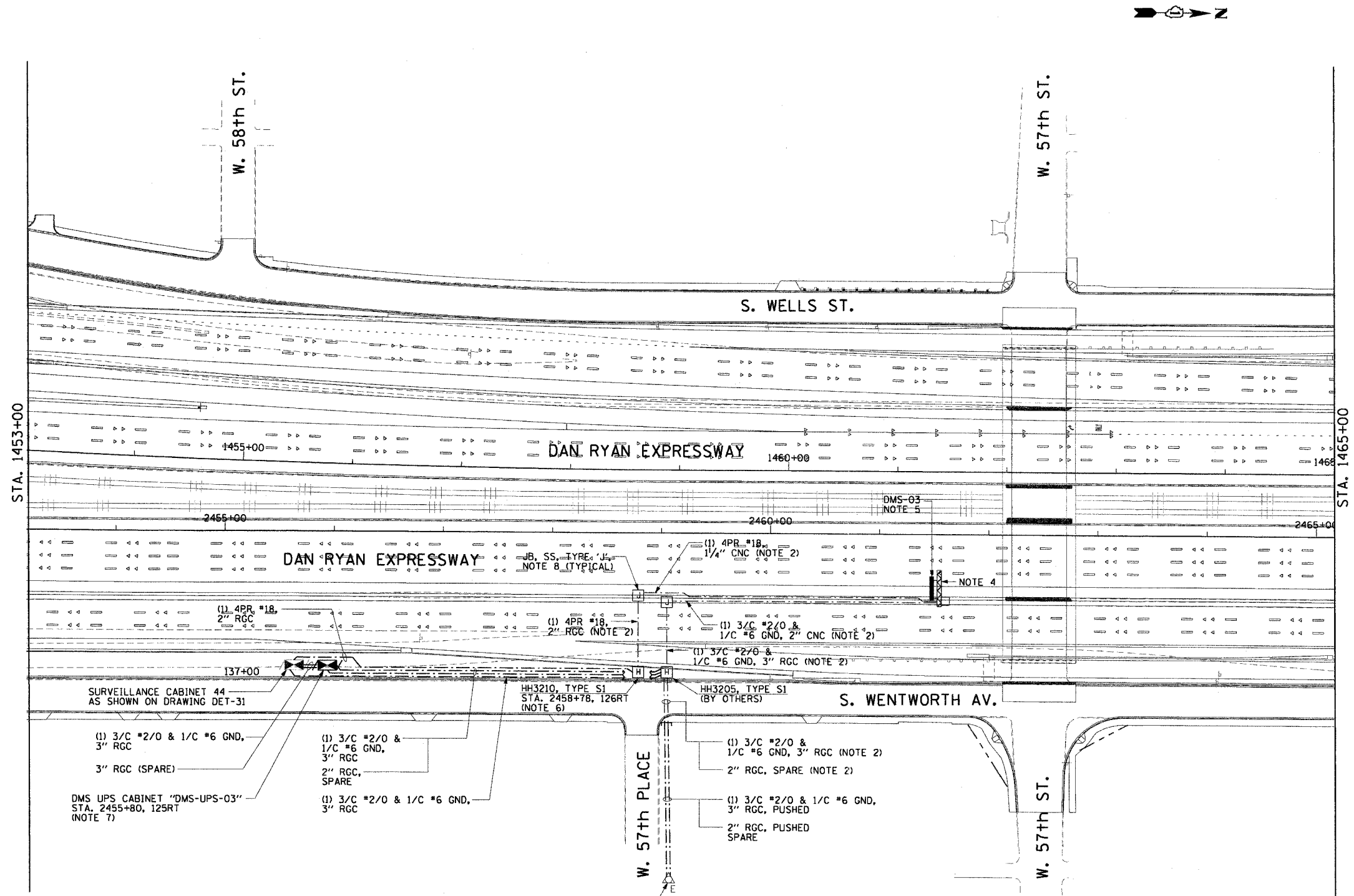
10/15/2004 08:44:36 AM

| | | | | |
|---|-----------|--------------------|--------------|-----------|
| F.A.I. RTE. | SECTION | COUNTY | TOTAL SHEETS | SHEET NO. |
| 90/94 | 2003-0311 | COOK | 976 | 663 |
| STA. 1458+50.00 | | TO STA. 1471+00.00 | | |
| FED. ROAD DIST. NO. 1 ILLINOIS FED. AID PROJECT | | | | |

62583

NOTES:

1. SEE DRAWINGS ME-01 AND ME-02 FOR ELECTRICAL SYMBOLS AND ABBREVIATIONS.
2. NOTED CONDUITS ARE FURNISHED AND INSTALLED BY OTHERS UNDER CONTRACT NUMBERS 62301 AND 62586. ALL CABLES ARE TO BE FURNISHED AND INSTALLED UNDER THIS CONTRACT.
3. NEW ELECTRIC SERVICE TO BE INSTALLED ON EXISTING UTILITY POLE. SEE DRAWING ESD-01 FOR ELECTRIC SERVICE INSTALLATION DETAILS.
4. SIGN TRUSS TO BE FURNISHED AND INSTALLED AT STATION NUMBER 2461+50 BY OTHERS IN CONTRACT NUMBER 62301.
5. SEE DRAWING DT-04 FOR SIGN INSTALLATION DETAILS.
6. CONTRACTOR MUST INTERCEPT CONDUIT STUBS AND MAKE CONNECTIONS TO THE NEW HANDHOLES INSTALLED UNDER THIS CONTRACT.
7. SEE DRAWING DT-06 FOR UPS EQUIPMENT DETAILS. SEE DRAWINGS DT-36 AND DT-47 FOR CABINET AND FOUNDATION DETAILS.
8. JUNCTION BOX IN MEDIAN BARRIER WALL FURNISHED AND INSTALLED BY OTHERS UNDER A SEPARATE CONTRACT. SEE DRAWING DT-02 FOR INSTALLATION DETAILS.
9. COORDINATE INSTALLATION OF ALL ITEMS SHOWN ON THIS SHEET WITH CONTRACT NUMBERS 62301 AND 62586. ALL WORK SHOULD BE COMPLETED BY THE TIME THAT THE SIGN TRUSS IS READY TO BE INSTALLED. THE SIGN CONTROLLER AND DMS UPS CABINET SHOULD NOT BE INSTALLED PRIOR TO THE INSTALLATION OF THE SIGN.



DMS-04

| REVISIONS | |
|-----------|------|
| NAME | DATE |
| | |
| | |
| | |
| | |
| | |
| | |
| | |
| | |
| | |

ILLINOIS DEPARTMENT OF TRANSPORTATION
 F.A.I. 90/94 (DAN RYAN EXPRESSWAY)
 31st STREET TO I-57

DYNAMIC MESSAGE SIGN
 NB 57TH ST. SITE LAYOUT
 SIGN DMS-03

SCALE: 1"=50'
 DATE: October 29, 2004


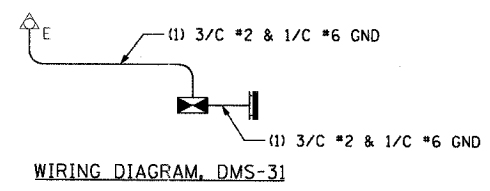
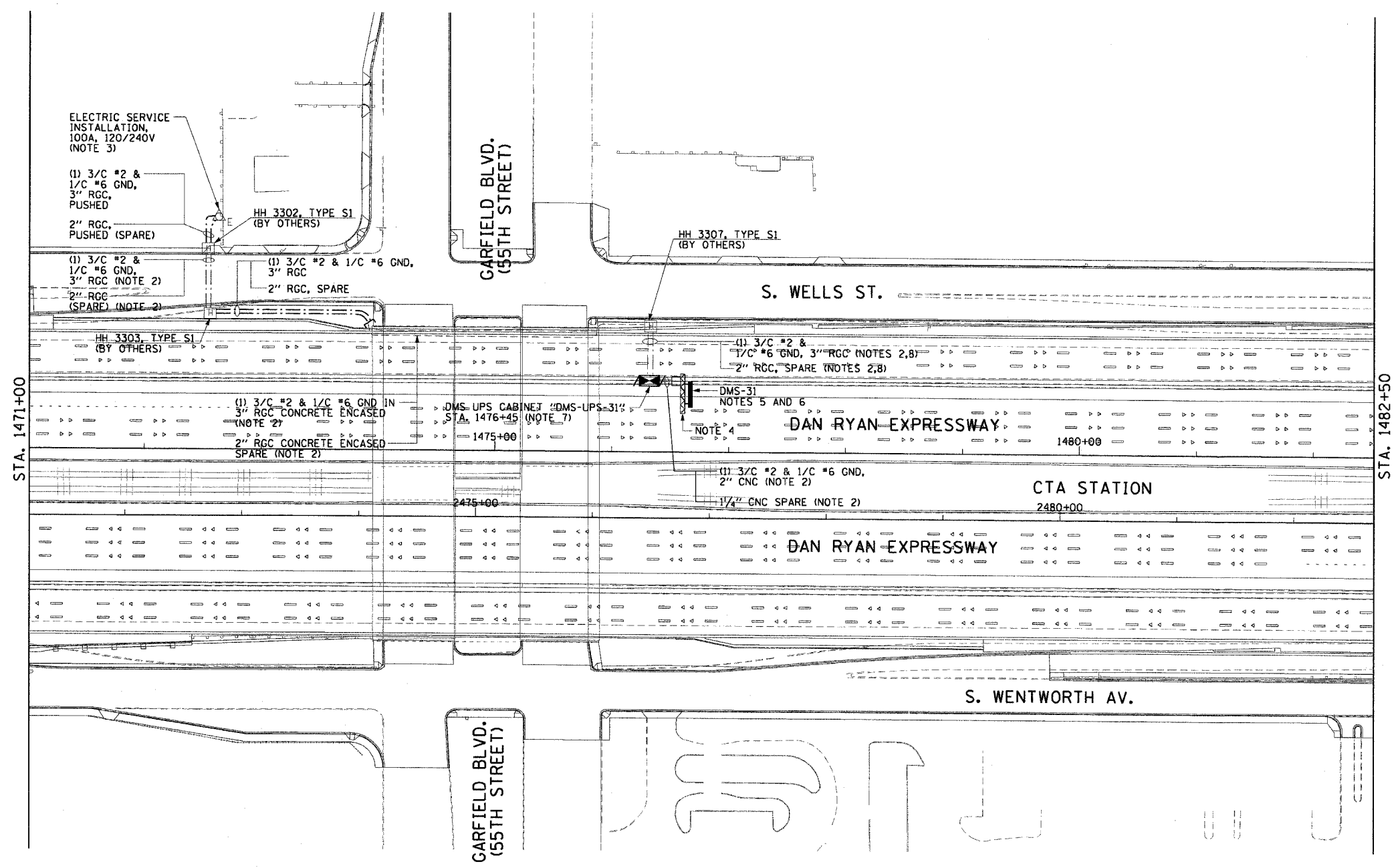
DRAWN BY: HAR
 CHECKED BY: BMW

| | | | | |
|---|-----------|--------------------|--------------|-----------|
| F.A.I. RTE. | SECTION | COUNTY | TOTAL SHEETS | SHEET NO. |
| 90/94 | 2003-0311 | COOK | 976 | 664 |
| STA. 1471+00.00 | | TO STA. 1482+50.00 | | |
| FED. ROAD DIST. NO. 1 ILLINOIS FED. AID PROJECT | | | | |

62583

NOTES:

- SEE DRAWINGS ME-01 AND ME-02 FOR ELECTRICAL SYMBOLS AND ABBREVIATIONS.
- NOTED CONDUITS ARE FURNISHED AND INSTALLED BY OTHERS UNDER CONTRACT NUMBERS 62586 AND 62303. ALL CABLES ARE TO BE FURNISHED AND INSTALLED UNDER THIS CONTRACT.
- NEW ELECTRIC SERVICE TO BE INSTALLED ON EXISTING UTILITY POLE. SEE DRAWING ESD-01 FOR ELECTRIC SERVICE INSTALLATION DETAILS.
- TYPE III SIGN TRUSS TO BE FURNISHED AND INSTALLED AT STATION NUMBER 1476+50 BY OTHERS IN CONTRACT NUMBER 62303.
- SEE DRAWING DT-04 FOR SIGN INSTALLATION DETAILS.
- SIGN CONTROLLER MOUNTED IN SIGN HOUSING. SEE DRAWING COMM-33 FOR FIBER OPTIC CONDUIT AND CABLE CONNECTIONS TO THE CONTROLLER.
- SEE DRAWING DT-06 FOR UPS EQUIPMENT DETAILS. SEE DRAWING DT-36 FOR CABINET DETAILS. WALL BUMPOUT AND ANCHOR BOLTS TO BE PROVIDED BY OTHERS UNDER CONTRACT NUMBER 62303.
- SEE DRAWING DT-01 FOR DUCT INSTALLATION DETAILS IN MEDIAN WALL.
- COORDINATE INSTALLATION OF ALL ITEMS SHOWN ON THIS SHEET WITH CONTRACT NUMBERS 62303 AND 62586. ALL WORK SHOULD BE COMPLETED BY THE TIME THAT THE SIGN TRUSS IS READY TO BE INSTALLED. THE DMS UPS CABINET SHOULD NOT BE INSTALLED PRIOR TO THE INSTALLATION OF THE SIGN.



DMS-05

| REVISIONS | |
|-----------|------|
| NAME | DATE |
| | |
| | |
| | |
| | |
| | |
| | |
| | |
| | |
| | |
| | |

ILLINOIS DEPARTMENT OF TRANSPORTATION
 F.A.I. 90/94 (DAN RYAN EXPRESSWAY)
 31st STREET TO I-57
 DYNAMIC MESSAGE SIGN
 SB GARFIELD BLVD. SITE LAYOUT
 SIGN DMS-31
 SCALE: 1"=50'
 DATE: October 29, 2004
 DRAWN BY: HAR
 CHECKED BY: BMW

CTE ENGINEERS
 CONSOER TOWNSEND ENVIRONMENTAL ENGINEERS, INC.
 303 EAST WACKER DRIVE, SUITE 600
 CHICAGO, ILLINOIS 60601-5212, PHONE: (312) 538-0300

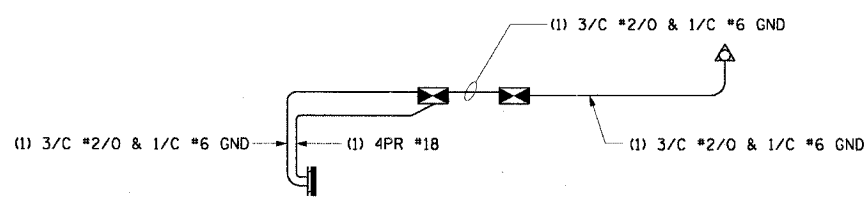
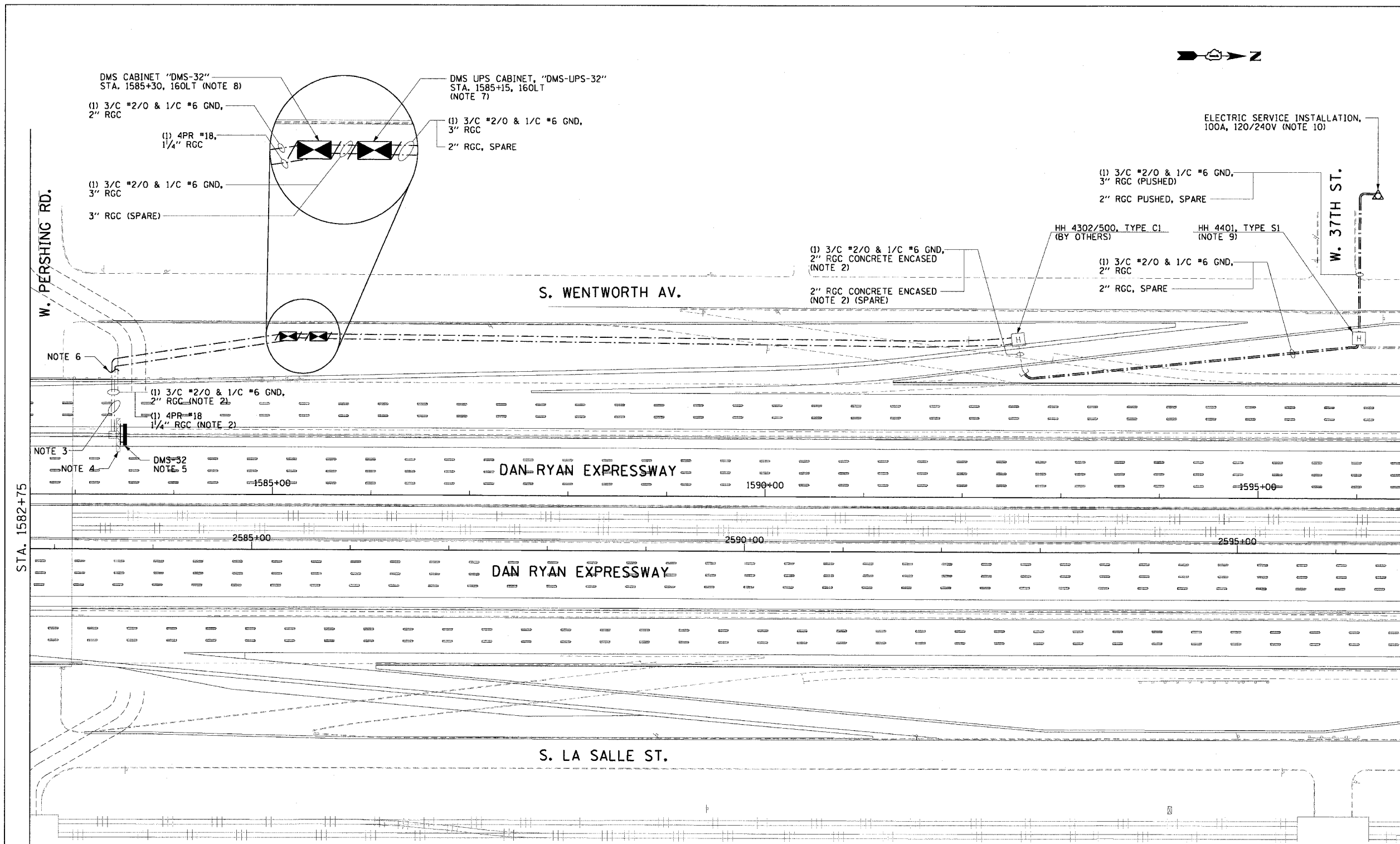
10/15/2004 08:44:39 AM

| F.A.I. RTE. | SECTION | COUNTY | TOTAL SHEETS | SHEET NO. |
|-----------------------|-----------|---------------------------|--------------|-----------|
| 90/94 | 2003-0311 | COOK | 976 | 665 |
| STA. 1582+75.00 | | TO STA. 1596+50.00 | | |
| FED. ROAD DIST. NO. 1 | | ILLINOIS FED. AID PROJECT | | |

62583

NOTES:

- SEE DRAWINGS ME-01 AND ME-02 FOR ELECTRICAL SYMBOLS AND ABBREVIATIONS.
- NOTED CONDUITS ARE FURNISHED AND INSTALLED BY OTHERS UNDER CONTRACT NUMBER 62585. ALL CABLES ARE TO BE FURNISHED AND INSTALLED UNDER THIS CONTRACT.
- SEE DRAWING DT-01 FOR DUCT INSTALLATION DETAILS IN MEDIAN WALL.
- SIGN TRUSS TO BE FURNISHED AND INSTALLED AT STATION NUMBER 1583+50 BY OTHERS IN CONTRACT NUMBER 62301.
- SEE DRAWING DT-04 FOR SIGN INSTALLATION DETAILS.
- CONTRACTOR MUST INTERCEPT CONDUIT STUBS AND MAKE CONNECTIONS TO THE NEW CONDUITS INSTALLED UNDER THIS CONTRACT.
- SEE DRAWING DT-06 FOR UPS EQUIPMENT DETAILS. SEE DRAWINGS DT-36 AND DT-47 FOR CABINET AND FOUNDATION DETAILS.
- SEE DRAWING COMM-43 FOR ADDITIONAL CONDUIT AND FIBER OPTIC CABLE CONNECTIONS TO THE CONTROLLER. SEE DRAWING DT-05 FOR CONTROLLER EQUIPMENT DETAILS. SEE DRAWING DT-36 AND DT-47 FOR CABINET AND FOUNDATION DETAILS.
- HANDHOLE AS SHOWN ON DRAWING DET-44.
- NEW ELECTRIC SERVICE INSTALLATION TO BE INSTALLED ON NEW UTILITY POLE. SEE DRAWING ESD-01 FOR ELECTRIC SERVICE INSTALLATION DETAILS.
- COORDINATE INSTALLATION OF ALL ITEMS SHOWN ON THIS SHEET WITH CONTRACT NUMBERS 62301 AND 62585. ALL WORK SHOULD BE COMPLETED BY THE TIME THAT THE SIGN TRUSS IS READY TO BE INSTALLED. THE SIGN CONTROLLER CABINET AND DMS UPS CABINET SHOULD NOT BE INSTALLED PRIOR TO THE INSTALLATION OF THE SIGN.



WIRING DIAGRAM, DMS-32



DMS-06

| REVISIONS | |
|-----------|------|
| NAME | DATE |
| | |
| | |
| | |
| | |
| | |
| | |
| | |
| | |
| | |

ILLINOIS DEPARTMENT OF TRANSPORTATION
 F.A.I. 90/94 (DAN RYAN EXPRESSWAY)
 31st STREET TO I-57
 DYNAMIC MESSAGE SIGN
 SB PERSHING RD SITE LAYOUT
 SIGN DMS-32
 SCALE: 1"=50' DRAWN BY: HAR
 DATE: October 29, 2004 CHECKED BY: BWB

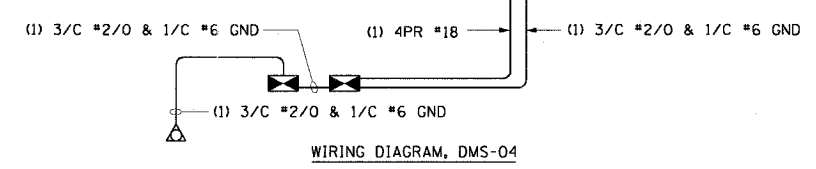
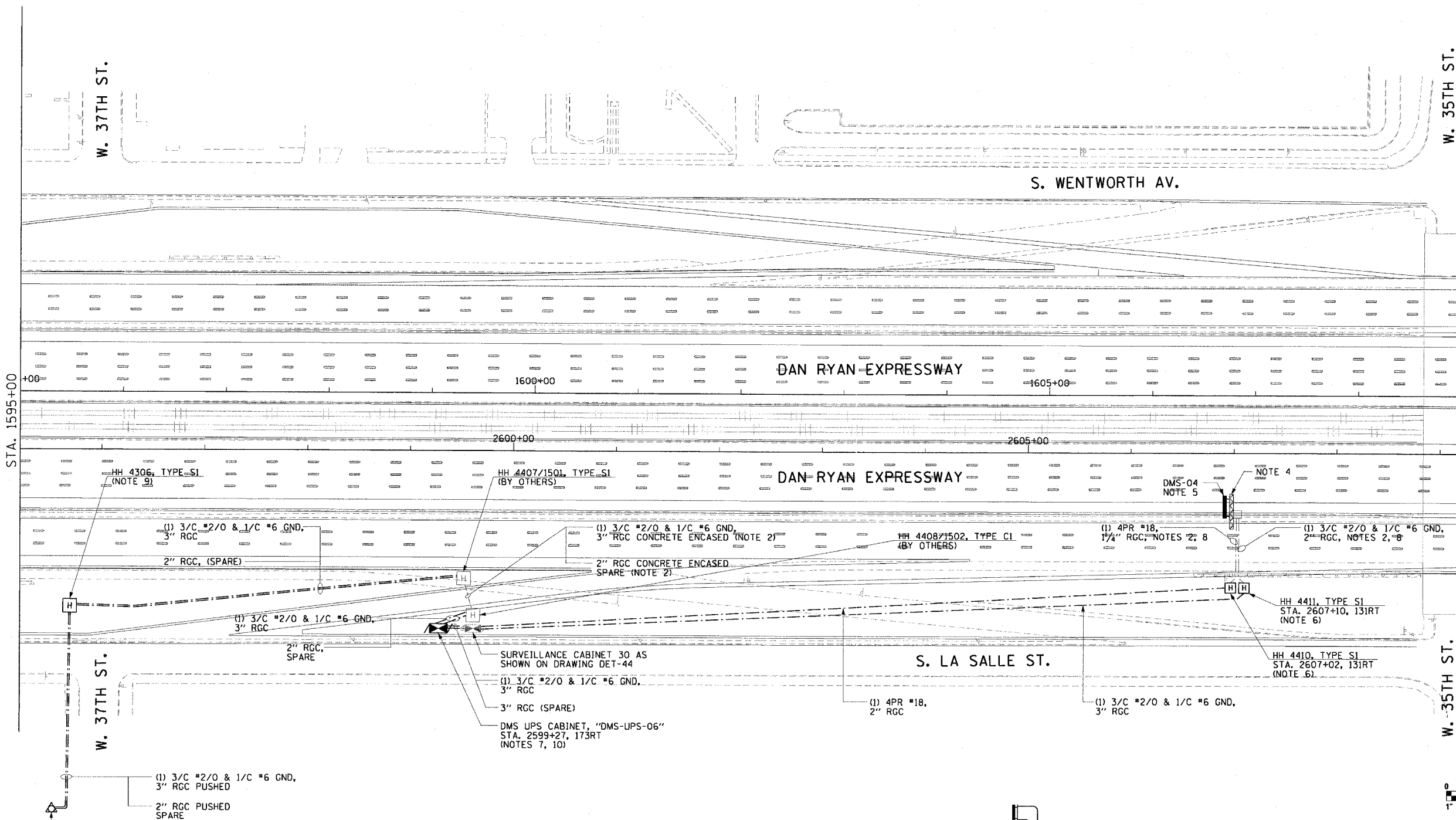
11/23/2004 04:57:25 PM

| F.A.I. R.T.E. | SECTION | COUNTY | TOTAL SHEETS | SHEET NO. |
|------------------------------------|-----------|---|--------------|-----------|
| 90/94 | 2003-0311 | COOK | 976 | 666 |
| STA. 1596+50.00 TO STA. 1610+00.00 | | FED. ROAD DIST. NO. 1 ILLINOIS FED. AID PROJECT | | |

62583

NOTES:

- SEE DRAWINGS ME-01 AND ME-02 FOR ELECTRICAL SYMBOLS AND ABBREVIATIONS.
- NOTED CONDUITS ARE FURNISHED AND INSTALLED BY OTHERS UNDER CONTRACT NUMBERS 62301 AND 62584. ALL CABLES ARE TO BE FURNISHED AND INSTALLED UNDER THIS CONTRACT.
- NEW ELECTRIC SERVICE TO BE INSTALLED ON EXISTING UTILITY POLE. SEE DRAWING ESD-01 FOR ELECTRIC SERVICE INSTALLATION DETAILS.
- SIGN TRUSS TO BE FURNISHED AND INSTALLED AT STATION NUMBER 2607+00 BY OTHERS IN CONTRACT NUMBER 62301.
- SEE DRAWING DT-04 FOR SIGN INSTALLATION DETAILS.
- CONTRACTOR MUST INTERCEPT CONDUIT STUBS AND MAKE CONNECTIONS TO THE NEW HANDHOLES INSTALLED UNDER THIS CONTRACT.
- SEE DRAWING DT-06 FOR UPS EQUIPMENT DETAILS. SEE DRAWINGS DT-36 AND DT-47 FOR CABINET AND FOUNDATION DETAILS.
- SEE DRAWING DT-01 FOR DUCT DETAILS IN MEDIAN WALL.
- HANDHOLE AS SHOWN ON DRAWING DET-43.
- DMS UPS CABINET, DMS UPS FOUNDATION, CONDUIT AND CABLE FROM NEW ELECTRIC SERVICE TO CABINET 30, AND NEW 100A ELECTRIC SERVICE MUST BE INSTALLED AS SOON AS THE WORK IN CONTRACT NUMBER 62584 WILL PERMIT. THIS IS NECESSARY TO FACILITATE THE INSTALLATION OF CABINET 30 AS SHOWN ON DET-44. ONCE THE SIGN IS READY FOR INSTALLATION THE CABLES WILL BE PULLED BACK TO DMS-UPS-06. NEW UPS EQUIPMENT WILL BE INSTALLED INSIDE THE CABINET, AND THE SYSTEM CONNECTED IN ITS FINAL CONFIGURATION. THIS WORK WILL BE INCIDENTAL TO THE INSTALLATION OF THE CABINET.
- COORDINATE INSTALLATION OF ALL ITEMS SHOWN ON THIS SHEET WITH CONTRACT NUMBERS 62301 AND 62584. ALL WORK SHOULD BE COMPLETED BY THE TIME THAT THE SIGN TRUSS IS READY TO BE INSTALLED. THE SIGN CONTROLLER AND DMS UPS EQUIPMENT SHOULD NOT BE INSTALLED PRIOR TO THE INSTALLATION OF THE SIGN.



DMS-07

| REVISIONS | |
|-----------|------|
| NAME | DATE |
| | |
| | |
| | |
| | |
| | |
| | |

ILLINOIS DEPARTMENT OF TRANSPORTATION
 F.A.I. 90/94 (DAN RYAN EXPRESSWAY)
 31st STREET TO I-57

**DYNAMIC MESSAGE SIGN
 NB 35TH ST. SITE LAYOUT
 SIGN DMS-04**

SCALE: 1"=50'
 DATE: October 29, 2004

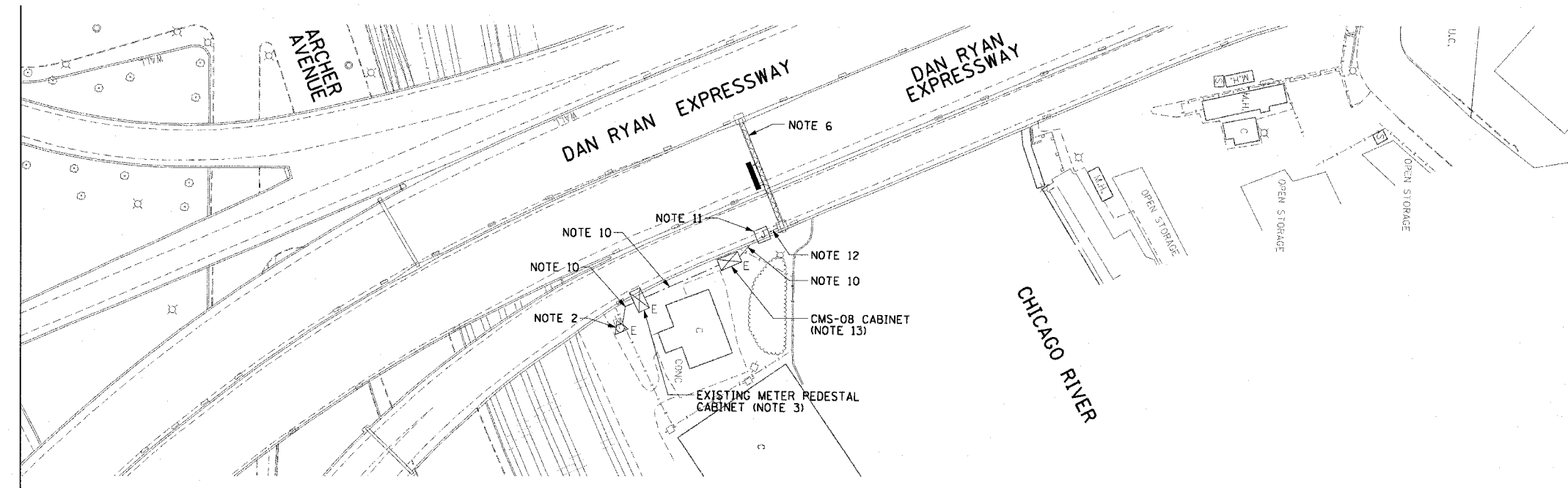
DRAWN BY: HAR
 CHECKED BY: BMW

CTE ENGINEERS
 CONSER TOWNSEND ENVIRONMENTAL ENGINEERS, INC.
 303 EAST WACKER DRIVE, SUITE 600
 CHICAGO, ILLINOIS 60601-5202, PHONE: (312) 938-0300

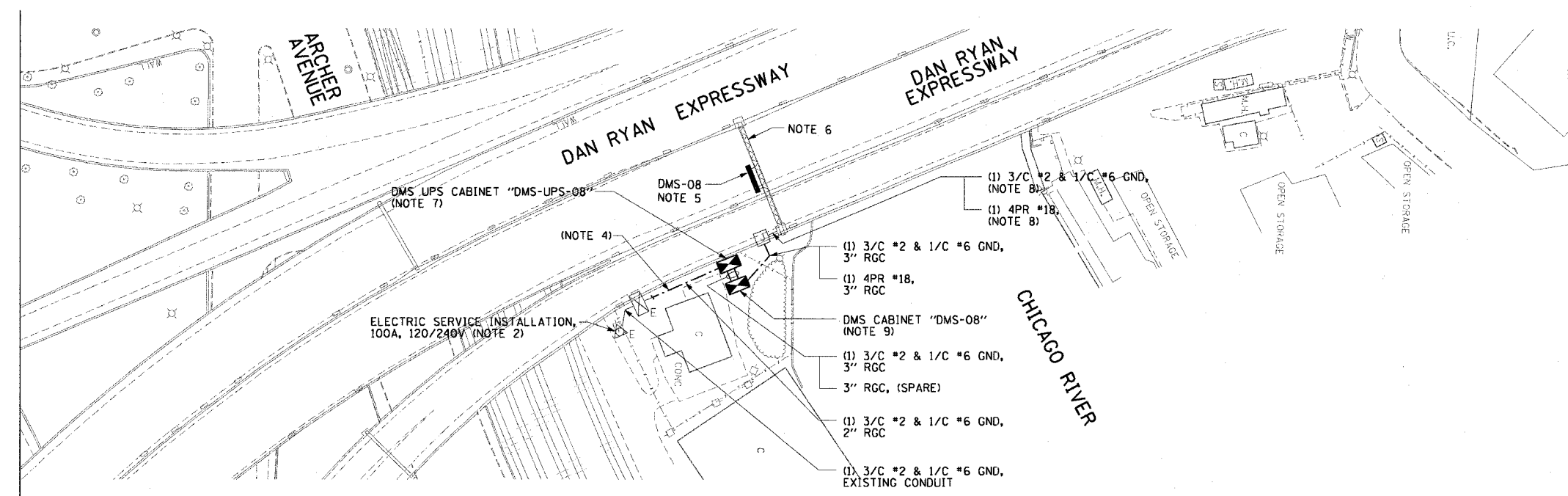
11/23/2004 02:05:38 PM

| | | | | |
|-----------------------|-----------|------------------|--------------|-----------|
| F.A.I. RTE. | SECTION | COUNTY | TOTAL SHEETS | SHEET NO. |
| 90/94 | 2003-0311 | COOK | 976 | 667 |
| STA. | TO STA. | | | |
| FED. ROAD DIST. NO. 1 | ILLINOIS | FED. AID PROJECT | | |

62583

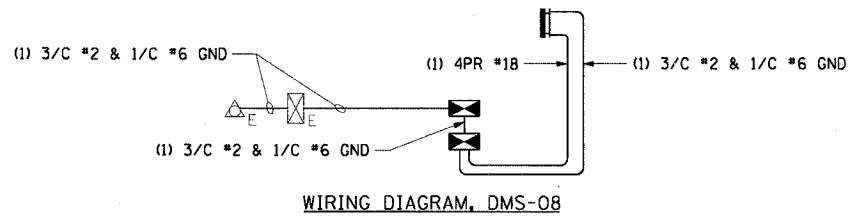


EXISTING CONDITIONS

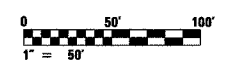


PROPOSED CONDITIONS

- NOTES:**
- SEE DRAWINGS ME-01 AND ME-02 FOR ELECTRICAL SYMBOLS AND ABBREVIATIONS.
 - EXISTING 120 VOLT ELECTRIC SERVICE MUST BE UPGRADED TO 120/240 VOLT SINGLE PHASE SERVICE.
 - REMOVE AND SALVAGE EXISTING CIRCUIT BREAKER. INSTALL NEW 240 VOLT, 2 POLE, 50 AMPERE CIRCUIT BREAKER IN EXISTING METER PEDESTAL CABINET.
 - EXISTING CONDUIT FROM METER PEDESTAL TO BE INTERCEPTED NEAR BASE OF PEDESTAL. CONDUIT TO BE SPLICED TOGETHER WITH NEW 2" RGC TO UPS CABINET.
 - NEW DMS INSTALLED ON EXISTING TRUSS. SEE DRAWING DT-03 FOR SIGN INSTALLATION DETAILS.
 - EXISTING SIGN TRUSS TO BE REUSED. EXISTING DMS HOUSING AND CABINET TO BE REMOVED. EXISTING DMS AND CABINET COMPONENTS TO BE REMOVED AND SALVAGED.
 - SEE DRAWING DT-06 FOR UPS EQUIPMENT DETAILS. SEE DRAWINGS DT-36 AND DT-47 FOR CABINET AND FOUNDATION DETAILS.
 - NEW CABLES INSTALLED IN EXISTING EXPOSED CONDUITS FROM JB TO SIGN. RUSTED CONDUITS IN POOR STRUCTURAL CONDITION SHALL BE REPLACED WITH NEW. THIS REPLACEMENT SHALL BE INCIDENTAL TO THE COST OF INSTALLING THE SIGN.
 - SEE COMM DRAWINGS FOR ADDITIONAL CONDUIT AND FIBER OPTIC CABLE CONNECTIONS TO THE CONTROLLER. EXISTING LEASED COMMUNICATION LINE CONNECTION SHALL BE USED WITH THE NEW SIGN UNTIL THE NEW FIBER OPTIC NETWORK IS OPERATIONAL. RECONNECTION AND SETUP OF THIS CONNECTION TO THE NEW SIGN SHALL BE INCIDENTAL TO THE COST OF INSTALLING THE SIGN. SEE DRAWING DT-05 FOR CONTROLLER EQUIPMENT DETAILS. SEE DRAWINGS DT-36 AND DT-47 FOR CABINET AND FOUNDATION DETAILS.
 - EXISTING CABLES TO BE REMOVED.
 - EXISTING JUNCTION BOX MOUNTED AT BASE OF PIER UNDERNEATH ROADWAY DECK TO BE REUSED.
 - EXISTING EXPOSED CONDUIT FROM JB TO SIGN MUST BE REUSED. EXISTING CABLES TO BE REMOVED.
 - EXISTING CMS-08 CABINET AND COMPONENTS TO BE REMOVED AND SALVAGED. FOUNDATION TO BE REMOVED.
 - SPLICING OF EXISTING CONDUITS TO NEW CONDUITS SHALL BE CONSIDERED INCIDENTAL TO THE INSTALLATION OF CONDUIT.



WIRING DIAGRAM, DMS-08



DMS-08

| REVISIONS | |
|-----------|---------|
| NAME | DATE |
| REVISED | 1/21/05 |
| | |
| | |
| | |
| | |
| | |
| | |
| | |
| | |

ILLINOIS DEPARTMENT OF TRANSPORTATION
 F.A.I. 90/94 (DAN RYAN EXPRESSWAY)
 31st STREET TO I-57
 DYNAMIC MESSAGE SIGN
 NB CHICAGO RIVER SITE LAYOUT
 SIGN DMS-08
 SCALE: 1"=50'
 DATE: October 29, 2004
 DRAWN BY: HAR
 CHECKED BY: BMW

m:\p\90469\elect\915\151\contract\2\dms020002a.rvt 01/21/2005 02:46:39 PM


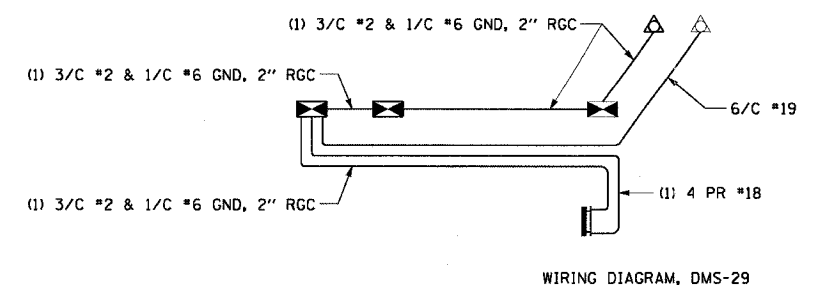
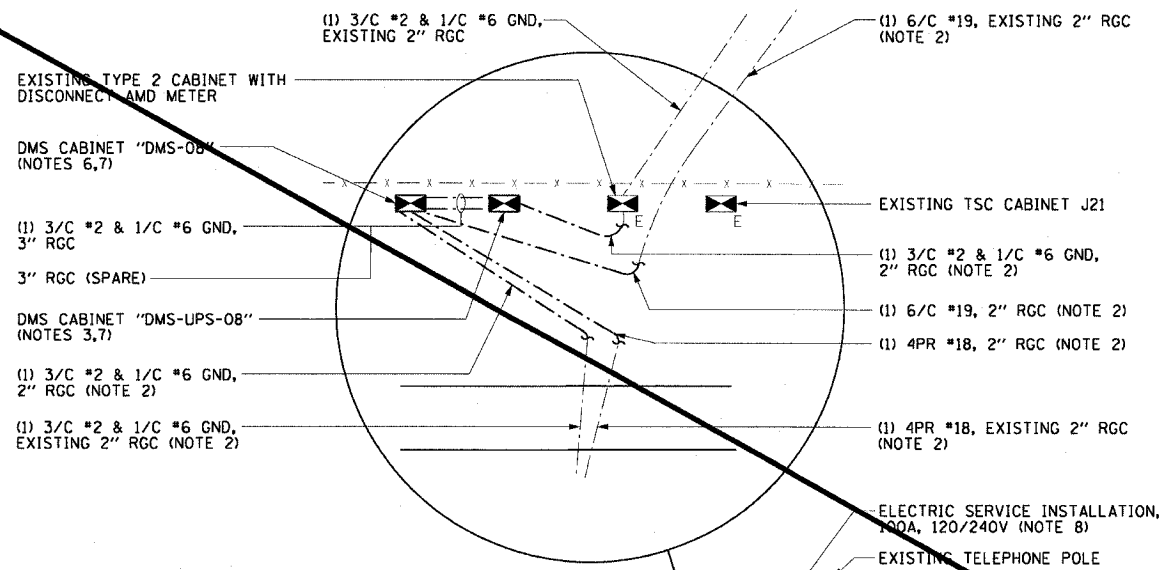
| | | | | |
|-----------------------|-----------|------------------|--------------|-----------|
| F.A.I. RTE. | SECTION | COUNTY | TOTAL SHEETS | SHEET NO. |
| 90/94 | 2003-0311 | COOK | 976 | 668 |
| STA. | TO STA. | | | |
| FED. ROAD DIST. NO. 1 | ILLINOIS | FED. AID PROJECT | | |

62583



NOTES:

- SEE DRAWINGS ME-01 AND ME-02 FOR ELECTRICAL SYMBOLS AND ABBREVIATIONS.
- EXISTING CONDUITS ARE TO BE REUSED. NEW CONDUITS TO BE INSTALLED WHERE SHOWN AND SPLICED INTO EXISTING CONDUITS. ONE SECTION OF EXISTING RGC MUST BE REMOVED AND NEW CONDUIT CONNECTIONS MADE AT THE EXISTING THREADED ENDS OF CONDUITS TO ENSURE PROPER INTEGRITY OF THE RACEWAY. ALL CABLE IN SPLICED CONDUITS MUST BE REMOVED TO NEAREST CABINET, SIGN, OR SERVICE POLE AND NEW CABLE INSTALLED. SPLICING OF EXISTING CONDUITS TO NEW CONDUITS SHALL BE CONSIDERED INCIDENTAL TO THE INSTALLATION OF CONDUIT.
- SEE DRAWING DT-06 FOR UPS EQUIPMENT DETAILS. SEE DRAWINGS DT-36 AND DT-47 FOR CABINET AND FOUNDATION DETAILS.
- EXISTING SIGN TRUSS TO BE REUSED. EXISTING DMS HOUSING AND CABINET TO BE REMOVED. EXISTING LEASED COMMUNICATION LINE CONNECTION AND MODEM TO BE REUSED. MODEM TO BE INSTALLED IN CONTROL CABINET.
- NEW DMS INSTALLED ON EXISTING TRUSS. SEE DRAWING DT-03 FOR SIGN INSTALLATION DETAILS.
- SEE DRAWING DT-05 FOR CONTROLLER EQUIPMENT DETAILS. SEE DRAWING DT-36 AND DT-47 FOR CABINET AND FOUNDATION DETAILS. EXISTING LEASED COMMUNICATION LINE CONNECTION AND MODEM TO BE REUSED. MODEM TO BE INSTALLED IN CONTROL CABINET.
- CABINETS SHALL BE INSTALLED APPROXIMATELY 100 FEET AHEAD OF DMS.
- NEW ELECTRIC SERVICE TO BE INSTALLED ON EXISTING UTILITY POLE. SEE DRAWING ESD-01 FOR ELECTRIC SERVICE INSTALLATION DETAILS.



| REVISIONS | |
|-----------|---------|
| NAME | DATE |
| REMOVED | 1/21/05 |
| | |
| | |
| | |
| | |
| | |
| | |
| | |
| | |

DMS-09

ILLINOIS DEPARTMENT OF TRANSPORTATION
F.A.I. 90/94 (DAN RYAN EXPRESSWAY)
31st STREET TO I-57

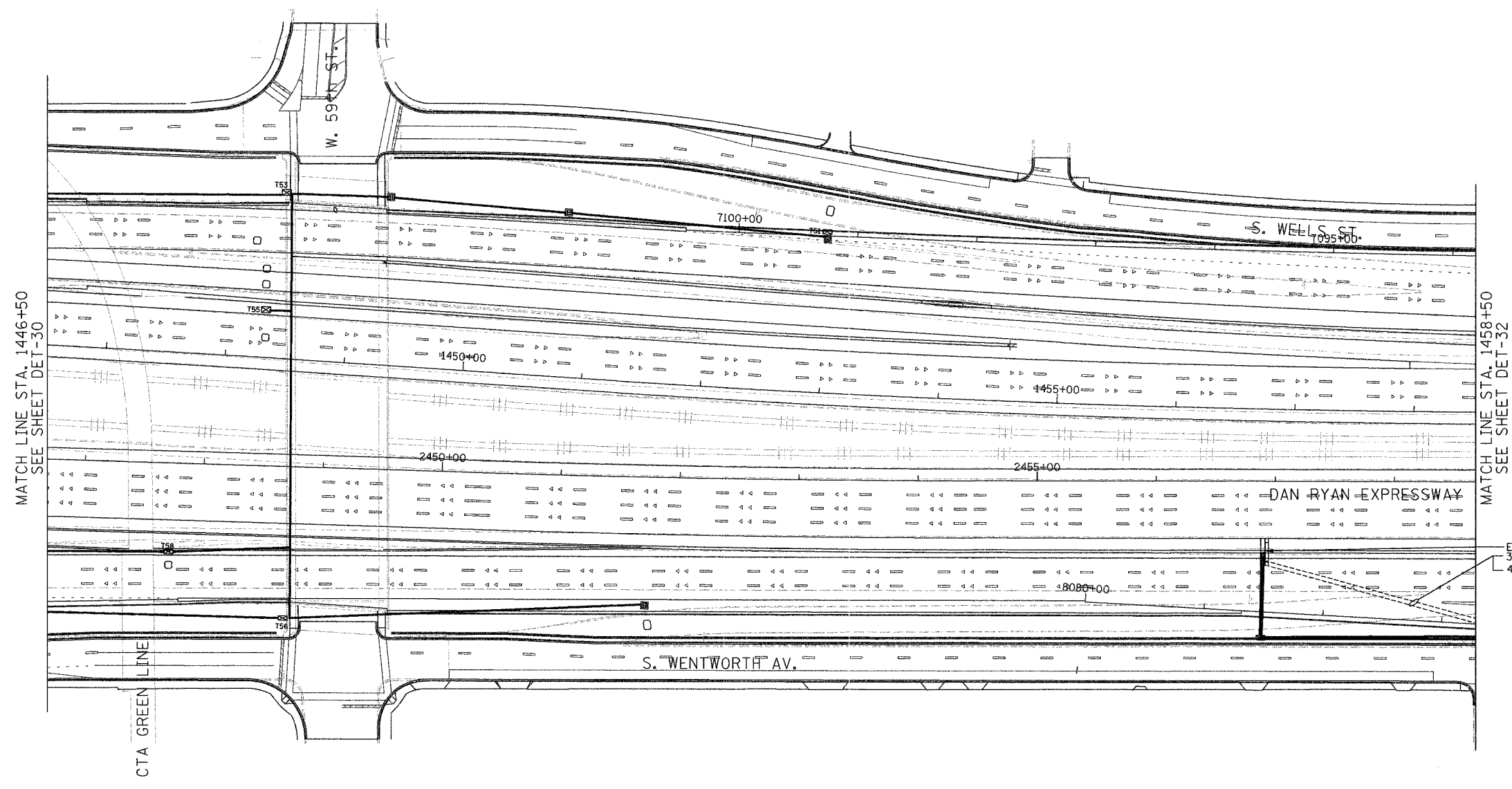
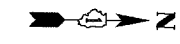
DYNAMIC MESSAGE SIGN
NB BISHOP FORD/119TH ST. SITE LAYOUT
SIGN DMS-29

SCALE: 1"=50'
DATE: October 29, 2004

DRAWN BY: [Signature]
CHECKED BY: BMW

ms:\p40468\elect\9-11\11s\11s\contract\2\dms020092.dwg 01/21/2005 02:16:41 PM

| | | | |
|------------------------------|----------|------------------|-----------|
| SECTION | COUNTY | TOTAL SHEETS | SHEET NO. |
| 2003-0311 | COOK | 976 | 669 |
| STA. 1446+50 TO STA. 1458+50 | | | |
| FED. ROAD DIST. NO. | ILLINOIS | FED. AID PROJECT | |
| 62583 | | | |



MATCH LINE STA. 1446+50
SEE SHEET DET-30

MATCH LINE STA. 1458+50
SEE SHEET DET-32

EXISTING DYNAMIC MESSAGE SIGN
3/4" #2/0, 1/4" #6 GND
4PR #18



NOTE:
1. FOR CABLE AND CABINET INSTALLATION DETAILS SEE SHEET DT-11.

DMS-11

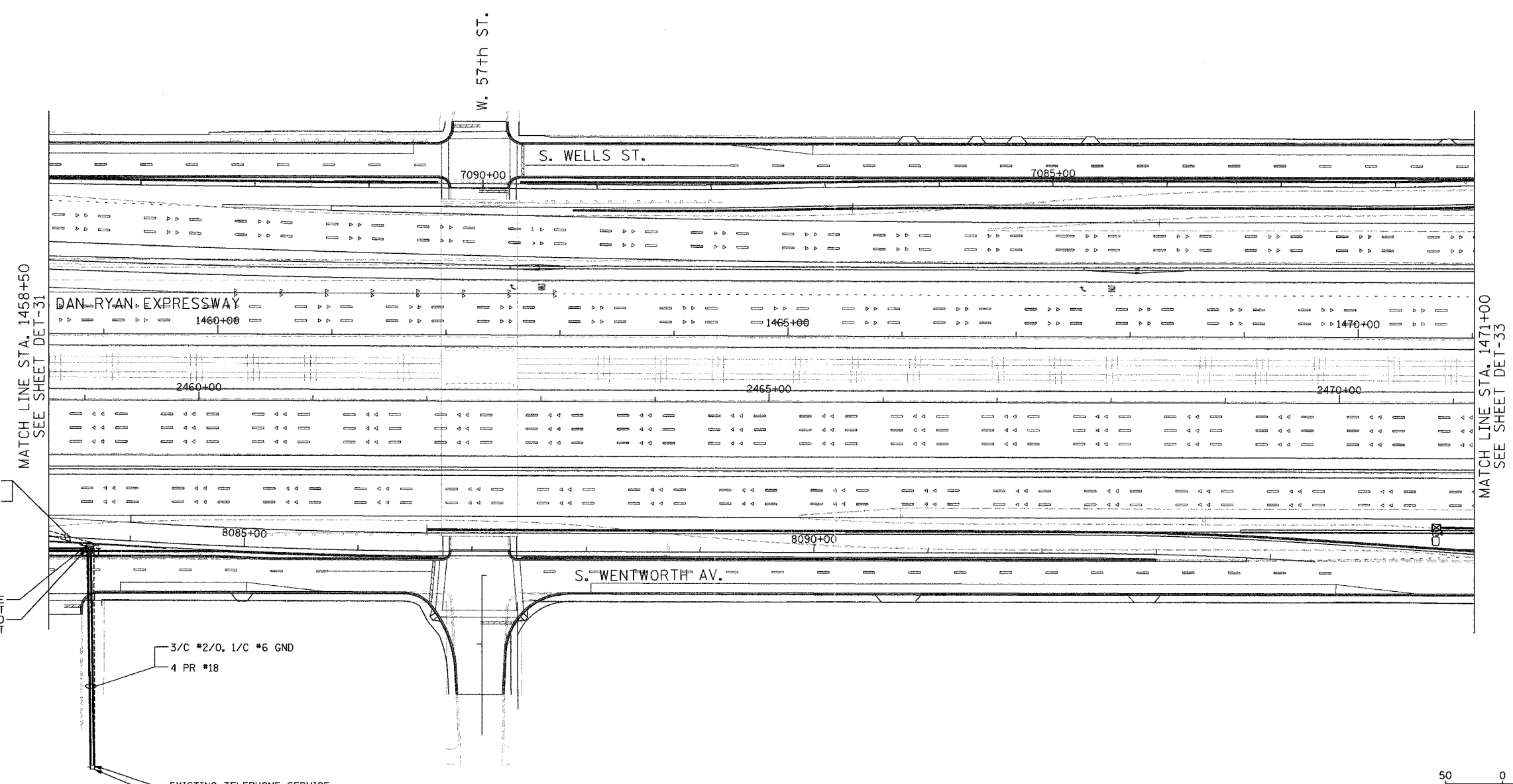
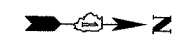
**Edwards
AND Kelcey**
ONE NORTH FRANKLIN
CHICAGO, IL 60606
PHONE: (312) 251-3000
FAX: (312) 251-3015
WEB: WWW.EKCORP.COM

| REVISIONS | |
|-----------|------|
| NAME | DATE |
| | |
| | |
| | |
| | |
| | |
| | |
| | |
| | |
| | |
| | |

ILLINOIS DEPARTMENT OF TRANSPORTATION
F.A.I. 94/90 (DAN RYAN EXPRESSWAY)
31st STREET TO I-57
TEMPORARY DYNAMIC MESSAGE
SIGN INSTALLATION
57TH ST. SITE LAYOUT
(Sheet 1 of 2)
SCALE: 1"=50'
DATE: October 29, 2004
DRAWN BY: CJH
CHECKED BY: DH

11/19/2004 04:39:53 PM

| | | | |
|------------------------------|----------|------------------|-----------|
| SECTION | COUNTY | TOTAL SHEETS | SHEET NO. |
| 2003-0311 | COOK | 976 | 670 |
| STA. 1458+50 TO STA. 1471+00 | | | |
| FED. ROAD DIST. NO. | ILLINOIS | FED. AID PROJECT | |
| 62583 | | | |

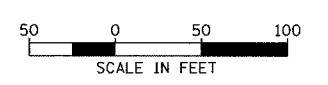


3/C #2/0, 1/C #6 GND
4 PR #18

TEMPORARY POLE
MOUNTED DMS CABINET
TEMPORARY WOOD
POLE, 60 FEET

3/C #2/0, 1/C #6 GND
4 PR #18

EXISTING TELEPHONE SERVICE
ELECTRIC SERVICE INSTALLATION - 100A, 120/240V



NOTE:
1. FOR CABLE AND CABINET INSTALLATION DETAILS SEE SHEET DT-11

| REVISIONS | |
|-----------|------|
| NAME | DATE |
| | |
| | |
| | |
| | |
| | |
| | |
| | |
| | |
| | |
| | |

ILLINOIS DEPARTMENT OF TRANSPORTATION
F.A.I. 94/90 (DAN RYAN EXPRESSWAY)
31st STREET to I-57
TEMPORARY DYNAMIC MESSAGE
SIGN INSTALLATION
57TH ST. SITE LAYOUT
(Sheet 2 of 2)

SCALE: 1"=50'
DATE: October 29, 2004

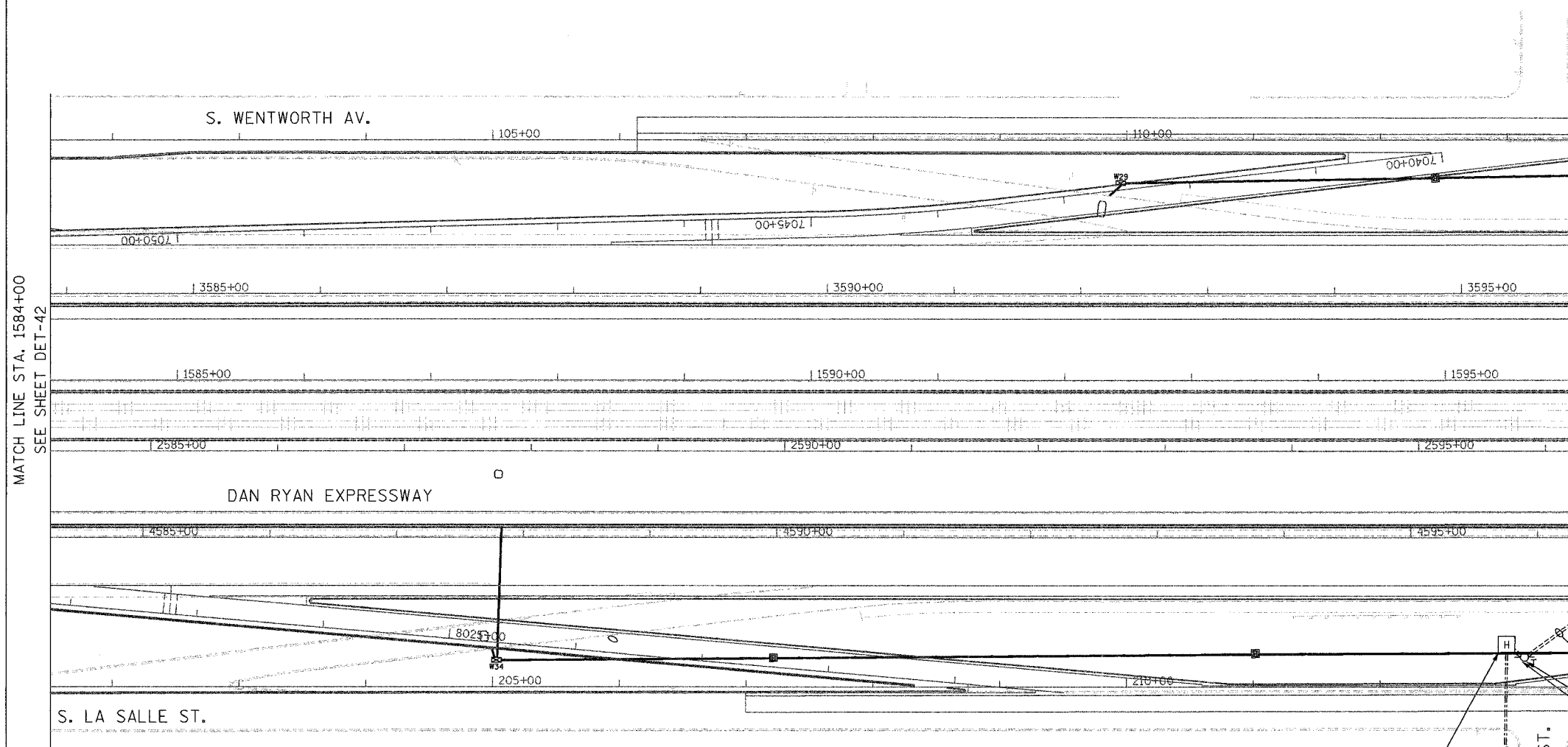

DRAWN BY: CJH
CHECKED BY: DH

**Edwards
AND Kelcey**

ONE NORTH FRANKLIN
CHICAGO, IL 60606
PHONE: (312) 251-3000
FAX: (312) 251-3015
WEB: WWW.EKCORP.COM

11/19/2004 04:46:01 PM

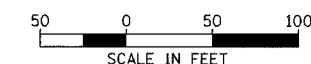
| | | | |
|------------------------------|----------|------------------|-----------|
| SECTION | COUNTY | TOTAL SHEETS | SHEET NO. |
| 2003-0311 | COOK | 976 | 671 |
| STA. 1584+00 TO STA. 1596+00 | | | |
| FED. ROAD DIST. NO. | ILLINOIS | FED. AID PROJECT | |
| 62583 | | | |



MATCH LINE STA. 1584+00
SEE SHEET DET-42

MATCH LINE STA. 1596+00
SEE SHEET DET-44

- 3/C #2/0, 1/C #6 GND
- 4PR #18
- TEMPORARY WOOD POLE, 50 FOOT
- TEMPORARY POLE
- MOUNTED DMS CABINET



DMS-13

NOTE:
1. FOR CABLE AND CABINET INSTALLATION DETAILS SEE SHEET DT-12

- HH 4306 TYPE S1
- STA 2529+70
- 3/C #2/0, 1/C #6 GND
- 3" GSC IN TRENCH
- 2/C #2, 1/C #6 GND
- 2" GSC IN TRENCH
- TELEPHONE CABLE
- 2" GSC IN TRENCH

ELECTRIC SERVICE INSTALLATION, 100A, 120/240V
APPROXIMATELY 130' EAST OF LA SALLE ST.
PROPOSED TELEPHONE SERVICE UTILITY CONNECTION

| REVISIONS | |
|-----------|------|
| NAME | DATE |
| | |
| | |
| | |
| | |
| | |
| | |
| | |
| | |
| | |
| | |

ILLINOIS DEPARTMENT OF TRANSPORTATION
F.A.I. 94/90 (DAN RYAN EXPRESSWAY)
31st STREET TO I-57
TEMPORARY DYNAMIC MESSAGE
SIGN INSTALLATION
37TH ST. SITE LAYOUT
(Sheet 1 of 2)

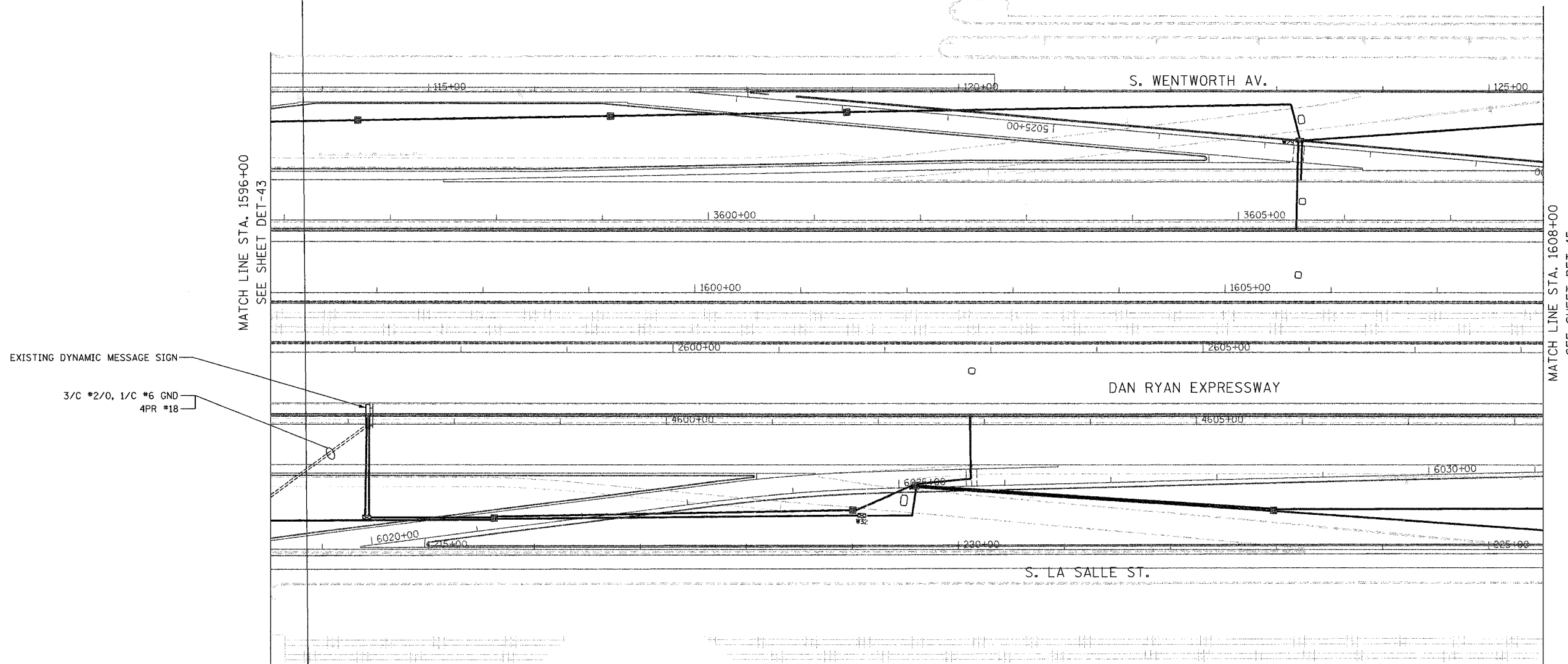
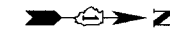
SCALE: 1"=50'
DATE: October 29, 2004

DRAWN BY: CJH
CHECKED BY: DH

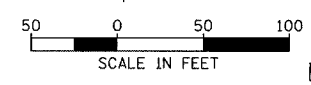
Edwards AND Kelcey
ONE NORTH FRANKLIN
CHICAGO, IL 60606
PHONE: (312) 251-3000
FAX: (312) 251-3015
WEB: WWW.EKCORP.COM

11/19/2004 04:46:04 PM

| | | | |
|------------------------------|----------|------------------|-----------|
| SECTION | COUNTY | TOTAL SHEETS | SHEET NO. |
| 2003-031I | COOK | 976 | 672 |
| STA. 1596+00 TO STA. 1608+00 | | | |
| FED. ROAD DIST. NO. | ILLINOIS | FED. AID PROJECT | |
| 62583 | | | |



EXISTING DYNAMIC MESSAGE SIGN
 3/C #2/0, 1/C #6 GND
 4PR #18



DMS-14

NOTES:
 1. FOR CABLE AND CABINET INSTALLATION DETAILS SEE SHEET DT-12.

| REVISIONS | |
|-----------|------|
| NAME | DATE |
| | |
| | |
| | |
| | |
| | |
| | |
| | |
| | |
| | |
| | |

ILLINOIS DEPARTMENT OF TRANSPORTATION
 F.A.I. 94/90 (DAN RYAN EXPRESSWAY)
 31st STREET TO I-57
 TEMPORARY DYNAMIC MESSAGE
 SIGN INSTALLATION
 37TH ST. SITE LAYOUT
 (Sheet 2 of 2)
 SCALE: 1"=50'
 DATE: October 29, 2004
 DRAWN BY: CJH
 CHECKED BY: DH

Edwards AND Kelcey
 ONE NORTH FRANKLIN
 CHICAGO, IL 60606
 PHONE: (312) 251-3000
 FAX: (312) 251-3015
 WEB: WWW.EKCORP.COM

11/19/2004 04:40:05 PM

| | | | |
|--------------------------------------|--------|---------------------------|-----------|
| SECTION | COUNTY | TOTAL SHEETS | SHEET NO. |
| 2003-0311 | COOK | 976 | 673 |
| STA. 116+00.00 TO STA. 129+00/231+50 | | ILLINOIS FED. AID PROJECT | |
| FED. ROAD DIST. NO. 62583 | | | |

NOTES:

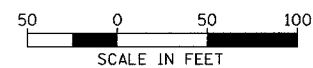
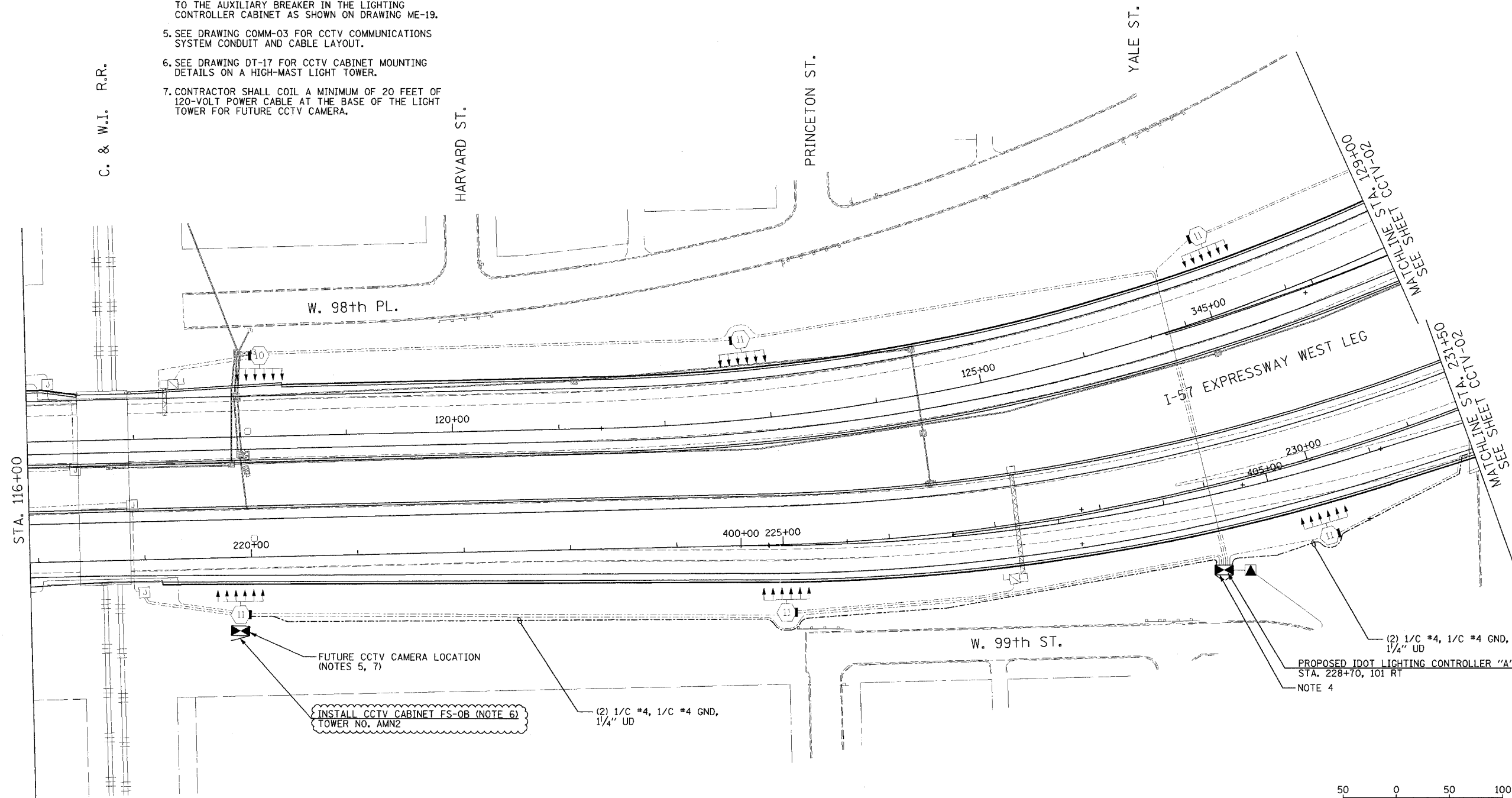
- SEE DRAWING ME-01 AND ME-02 FOR ELECTRICAL SYSTEMS AND ABBREVIATIONS.
- UNLESS OTHERWISE STATED, ALL NOTED CABLE AND CONDUIT TO BE FURNISHED AND INSTALLED UNDER THIS CONTRACT.
- THIS SHEET ONLY DEPICTS INSTALLATION OF CLOSED CIRCUIT TELEVISION ELEMENTS. SEE LIGHTING PLANS FOR LIGHTING ELEMENT INSTALLATION.
- CONTRACTOR SHALL CONNECT CAMERA POWER FEED TO THE AUXILIARY BREAKER IN THE LIGHTING CONTROLLER CABINET AS SHOWN ON DRAWING ME-19.
- SEE DRAWING COMM-03 FOR CCTV COMMUNICATIONS SYSTEM CONDUIT AND CABLE LAYOUT.
- SEE DRAWING DT-17 FOR CCTV CABINET MOUNTING DETAILS ON A HIGH-MAST LIGHT TOWER.
- CONTRACTOR SHALL COIL A MINIMUM OF 20 FEET OF 120-VOLT POWER CABLE AT THE BASE OF THE LIGHT TOWER FOR FUTURE CCTV CAMERA.

C. & W.I. R.R.

HARVARD ST.

PRINCETON ST.

YALE ST.



CCTV-01

| REVISIONS | |
|------------|----------|
| NAME | DATE |
| REVISION 1 | 12/17/04 |
| | |
| | |
| | |
| | |
| | |
| | |
| | |
| | |

ILLINOIS DEPARTMENT OF TRANSPORTATION
 F.A.I. 94/90 (DAN RYAN EXPRESSWAY)
 31st STREET to I-57
 CLOSED CIRCUIT TELEVISION
 SITE LAYOUT
 CAMERA CH-0A (SHEET 1 OF 2)
 CAMERA CH-0B

SCALE: 1"=50'
 DATE: October 29, 2004
 DRAWN BY: DHI
 CHECKED BY: MJL

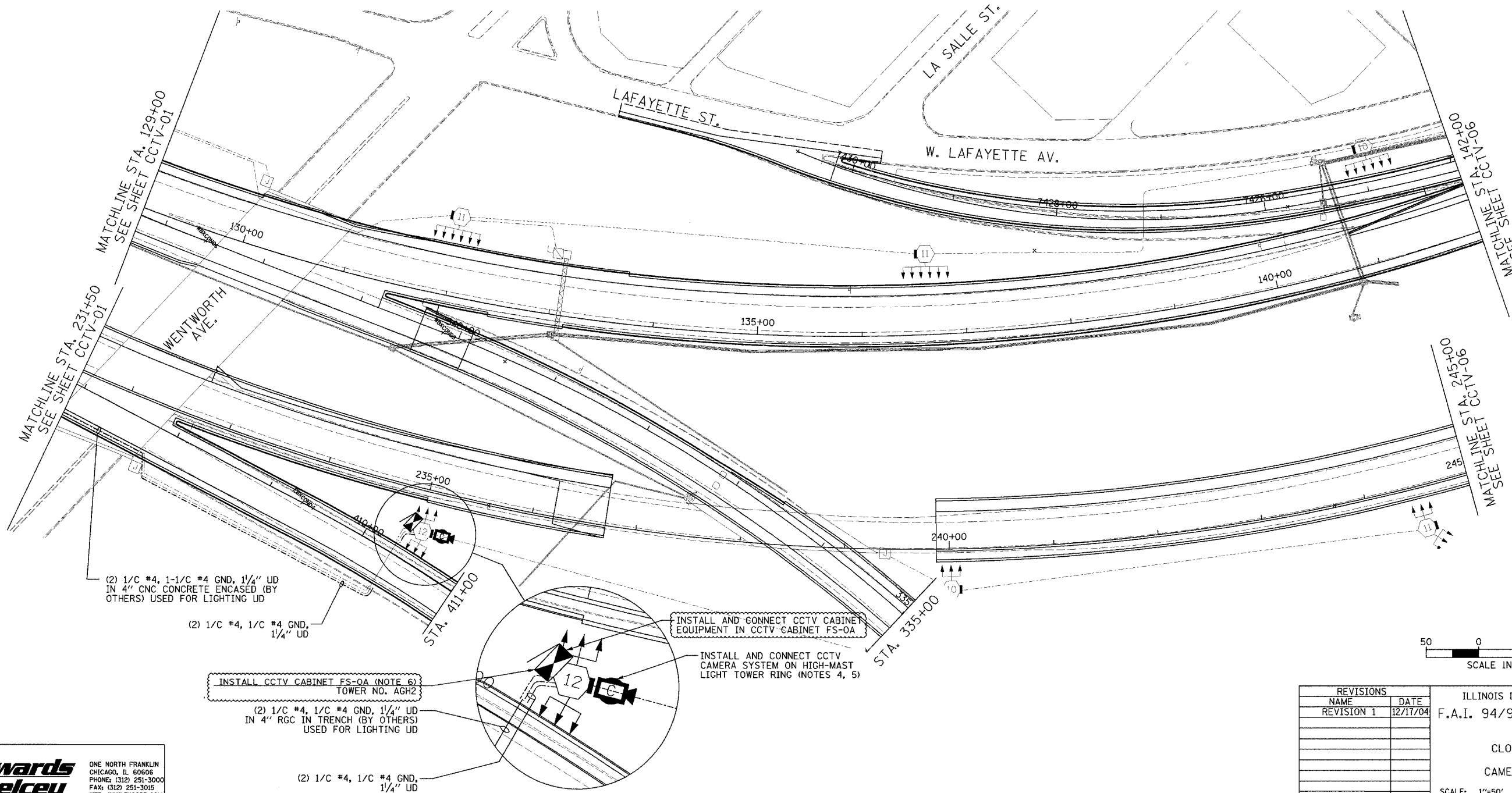
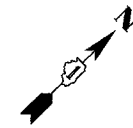
**Edwards
 AND Kelcey**
 ONE NORTH FRANKLIN
 CHICAGO, IL 60606
 PHONE: (312) 251-3000
 FAX: (312) 251-3015
 WEB: WWW.EKCORP.COM

12/15/2004 04:21:38 PM

| | | | |
|--|--------|---------------------------|-----------|
| SECTION | COUNTY | TOTAL SHEETS | SHEET NO. |
| 2003-0311 | COOK | 976 | 674 |
| STA. 129+00/231+50 TO STA. 142+00/245+00/ 335+00/411+00 | | ILLINOIS FED. AID PROJECT | |
| 62583 | | | |

NOTES:

1. SEE DRAWING ME-01 AND ME-02 FOR ELECTRICAL SYSTEMS AND ABBREVIATIONS.
2. UNLESS OTHERWISE STATED, ALL NOTED CABLE AND CONDUIT TO BE FURNISHED AND INSTALLED UNDER THIS CONTRACT.
3. THIS SHEET ONLY DEPICTS INSTALLATION OF CLOSED CIRCUIT TELEVISION ELEMENTS. SEE LIGHTING PLANS FOR LIGHTING ELEMENT INSTALLATION.
4. SUPPORT ARM OF THE CCTV DOME CAMERA SHALL BE INSTALLED ON THE EXPRESSWAY SIDE OF THE HIGH-MAST LIGHT TOWER RING AS SHOWN IN DETAIL DRAWING DT-17. THE ARM SHALL BE PERPENDICULAR TO BOTH THE HIGH-MAST LIGHTING RING AND THE CENTERLINE OF THE EXPRESSWAY OR AS DIRECTED BY THE ENGINEER.
5. SEE DRAWING COMM-04 FOR CCTV COMMUNICATIONS SYSTEM CONDUIT AND CABLE LAYOUT.
6. SEE DRAWING DT-17 FOR CCTV CABINET MOUNTING DETAILS ON A HIGH-MAST LIGHT TOWER.



(2) 1/C #4, 1-1/C #4 GND, 1/4" UD
IN 4" CNC CONCRETE ENCASED (BY
OTHERS) USED FOR LIGHTING UD

(2) 1/C #4, 1/C #4 GND,
1/4" UD

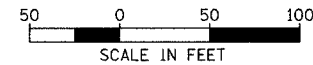
INSTALL CCTV CABINET FS-0A (NOTE 6)
TOWER NO. AGH2

(2) 1/C #4, 1/C #4 GND, 1/4" UD
IN 4" RGC IN TRENCH (BY OTHERS)
USED FOR LIGHTING UD

(2) 1/C #4, 1/C #4 GND,
1/4" UD

INSTALL AND CONNECT CCTV CABINET
EQUIPMENT IN CCTV CABINET FS-0A

INSTALL AND CONNECT CCTV
CAMERA SYSTEM ON HIGH-MAST
LIGHT TOWER RING (NOTES 4, 5)



CCTV-02

| REVISIONS | |
|------------|----------|
| NAME | DATE |
| REVISION 1 | 12/17/04 |
| | |
| | |
| | |
| | |
| | |
| | |

ILLINOIS DEPARTMENT OF TRANSPORTATION
F.A.I. 94/90 (DAN RYAN EXPRESSWAY)
31st STREET to I-57

CLOSED CIRCUIT TELEVISION
SITE LAYOUT
CAMERA CH-0A (SHEET 2 OF 2)

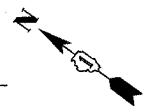
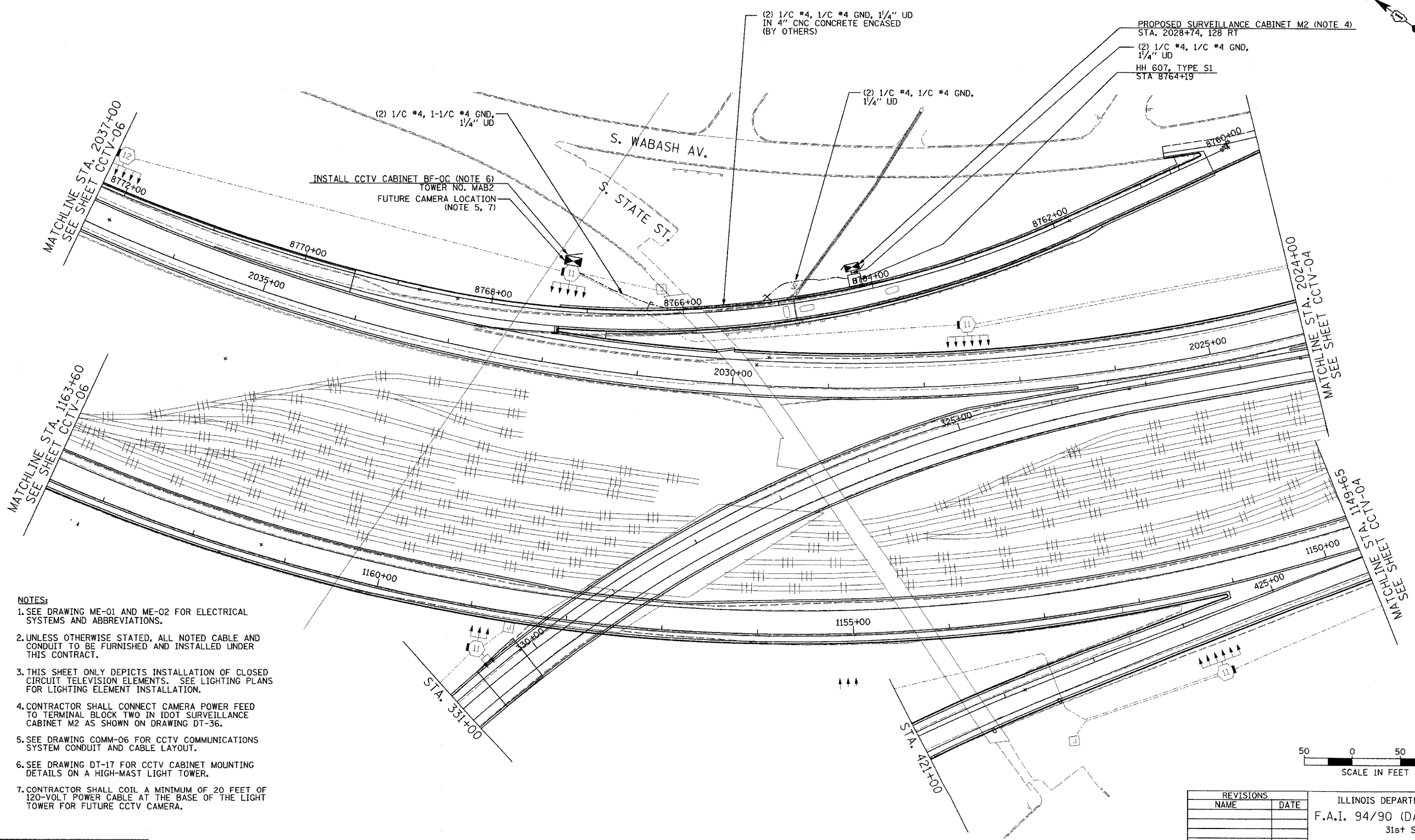
SCALE: 1"=50'
DATE: October 29, 2004

DRAWN BY: DHI
CHECKED BY: MJL

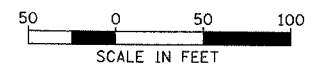
**Edwards
AND Kelcey**
ONE NORTH FRANKLIN
CHICAGO, IL 60606
PHONE: (312) 251-3000
FAX: (312) 251-3015
WEB: WWW.EKCORP.COM

12/15/2004 04:22:11 PM

| | | | |
|----------------------|----------|------------------------|-----------|
| SECTION | COUNTY | TOTAL SHEETS | SHEET NO. |
| 2003-0311 | COOK | 976 | 675 |
| STA. 1163+50/2037+00 | | TO STA. 426+00/2024+00 | |
| FED. ROAD DIST. NO. | ILLINOIS | FED. AID PROJECT | |
| 62583 | | | |



- NOTES:**
- SEE DRAWING ME-01 AND ME-02 FOR ELECTRICAL SYSTEMS AND ABBREVIATIONS.
 - UNLESS OTHERWISE STATED, ALL NOTED CABLE AND CONDUIT TO BE FURNISHED AND INSTALLED UNDER THIS CONTRACT.
 - THIS SHEET ONLY DEPICTS INSTALLATION OF CLOSED CIRCUIT TELEVISION ELEMENTS. SEE LIGHTING PLANS FOR LIGHTING ELEMENT INSTALLATION.
 - CONTRACTOR SHALL CONNECT CAMERA POWER FEED TO TERMINAL BLOCK TWO IN IDOT SURVEILLANCE CABINET M2 AS SHOWN ON DRAWING DT-36.
 - SEE DRAWING COMM-06 FOR CCTV COMMUNICATIONS SYSTEM CONDUIT AND CABLE LAYOUT.
 - SEE DRAWING DT-17 FOR CCTV CABINET MOUNTING DETAILS ON A HIGH-MAST LIGHT TOWER.
 - CONTRACTOR SHALL COIL A MINIMUM OF 20 FEET OF 120-VOLT POWER CABLE AT THE BASE OF THE LIGHT TOWER FOR FUTURE CCTV CAMERA.



CCTV-03

| REVISIONS | |
|-----------|------|
| NAME | DATE |
| | |
| | |
| | |
| | |
| | |
| | |
| | |
| | |
| | |

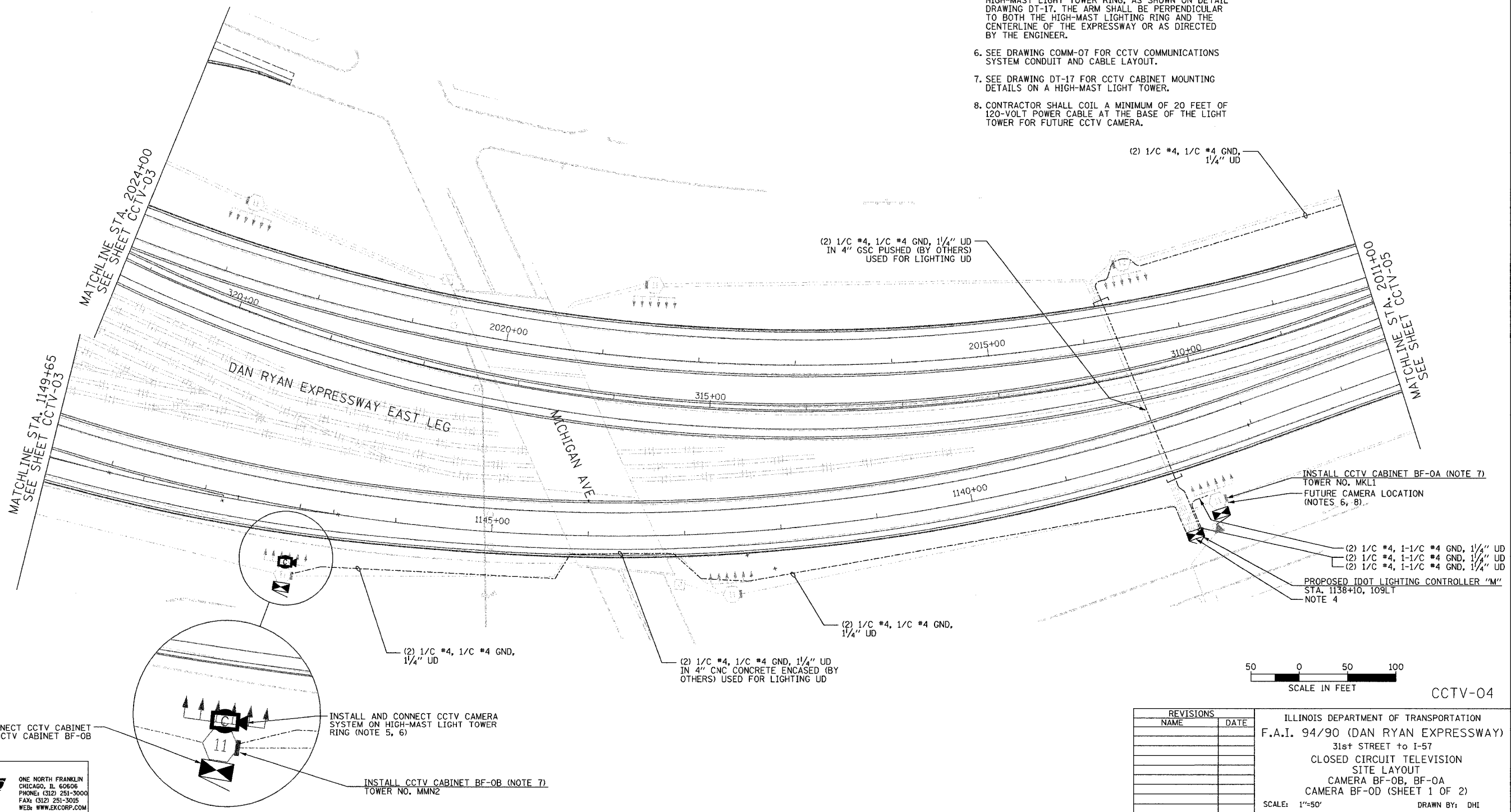
ILLINOIS DEPARTMENT OF TRANSPORTATION
 F.A.I. 94/90 (DAN RYAN EXPRESSWAY)
 31st STREET TO I-57
 CLOSED CIRCUIT TELEVISION
 SITE LAYOUT
 CAMERA BF-OC
 SCALE: 1"=50'
 DATE: October 29, 2004
 DRAWN BY: DHI
 CHECKED BY: MJL

Edwards AND Kelcey
 ONE NORTH FRANKLIN
 CHICAGO, IL 60606
 PHONE: (312) 251-3000
 FAX: (312) 251-3015
 WEB: WWW.EDKCORP.COM

PA:030009.035\1s\road\cctv\cctv03.ctb 10/14/2004 09:22:20 AM

| | | | |
|-------------------------------------|----------|------------------|-----------|
| SECTION | COUNTY | TOTAL SHEETS | SHEET NO. |
| 2003-031I | COOK | 976 | 476 |
| STA. 426+00/2024+00 TO STA. 2011+00 | | | |
| FED. ROAD DIST. NO. | ILLINOIS | FED. AID PROJECT | |
| 62583 | | | |

- NOTES:
- SEE DRAWING ME-01 AND ME-02 FOR ELECTRICAL SYSTEMS AND ABBREVIATIONS.
 - UNLESS OTHERWISE STATED, ALL NOTED CABLE AND CONDUIT TO BE FURNISHED AND INSTALLED UNDER THIS CONTRACT.
 - THIS SHEET ONLY DEPICTS INSTALLATION OF CLOSED CIRCUIT TELEVISION ELEMENTS. SEE LIGHTING PLANS FOR LIGHTING ELEMENT INSTALLATION.
 - CONTRACTOR SHALL CONNECT CAMERA POWER FEED TO THE AUXILIARY BREAKER IN THE LIGHTING CONTROLLER CABINET AS SHOWN ON DRAWING ME-19.
 - SUPPORT ARM OF THE CCTV DOME CAMERA SHALL BE INSTALLED ON THE EXPRESSWAY SIDE OF THE HIGH-MAST LIGHT TOWER RING, AS SHOWN ON DETAIL DRAWING DT-17. THE ARM SHALL BE PERPENDICULAR TO BOTH THE HIGH-MAST LIGHTING RING AND THE CENTERLINE OF THE EXPRESSWAY OR AS DIRECTED BY THE ENGINEER.
 - SEE DRAWING COMM-07 FOR CCTV COMMUNICATIONS SYSTEM CONDUIT AND CABLE LAYOUT.
 - SEE DRAWING DT-17 FOR CCTV CABINET MOUNTING DETAILS ON A HIGH-MAST LIGHT TOWER.
 - CONTRACTOR SHALL COIL A MINIMUM OF 20 FEET OF 120-VOLT POWER CABLE AT THE BASE OF THE LIGHT TOWER FOR FUTURE CCTV CAMERA.



CCTV-04

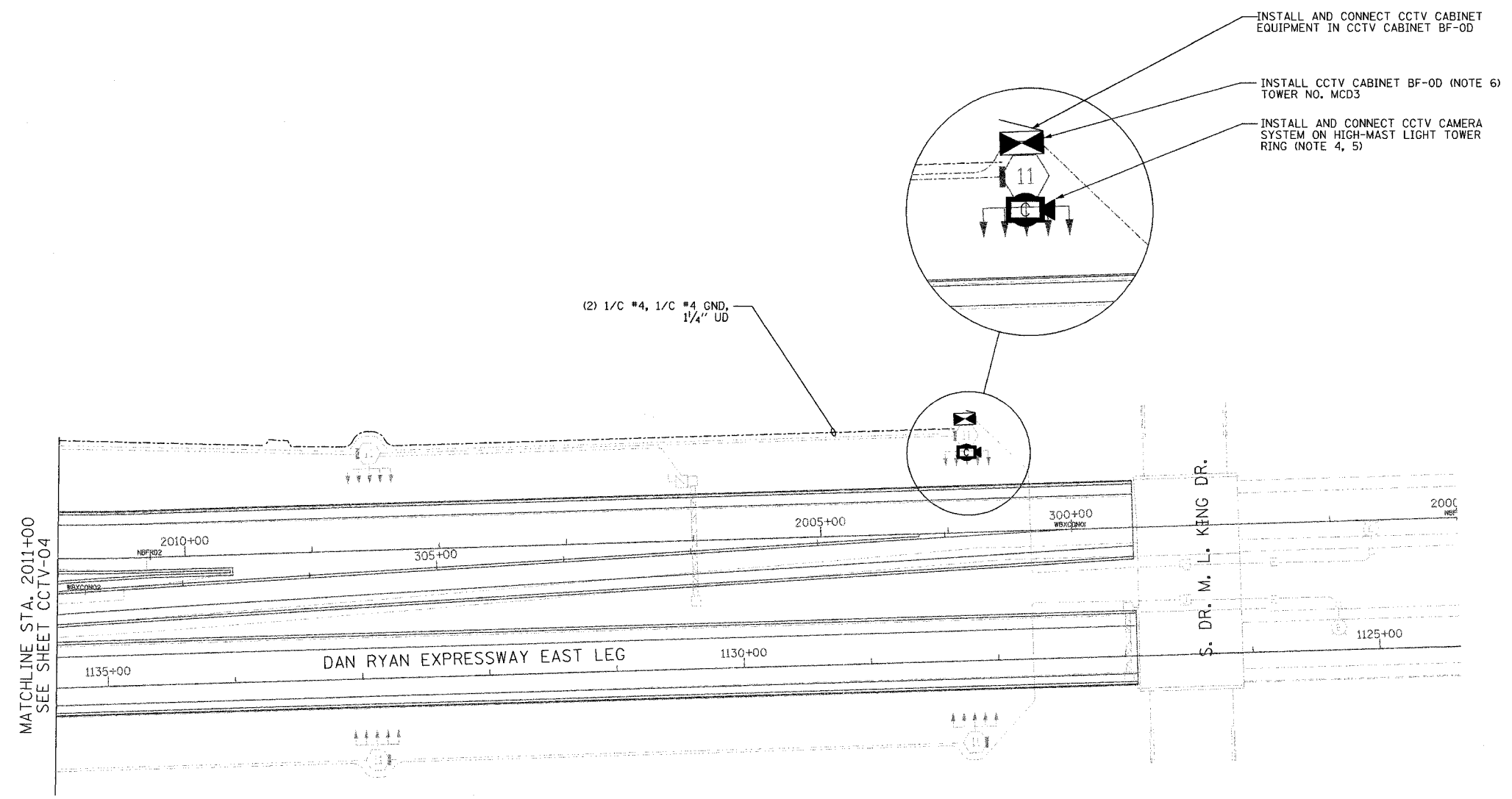
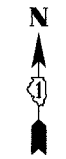
| REVISIONS | |
|-----------|------|
| NAME | DATE |
| | |
| | |
| | |
| | |
| | |
| | |
| | |
| | |
| | |
| | |

ILLINOIS DEPARTMENT OF TRANSPORTATION
 F.A.I. 94/90 (DAN RYAN EXPRESSWAY)
 31st STREET TO I-57
 CLOSED CIRCUIT TELEVISION
 SITE LAYOUT
 CAMERA BF-0B, BF-0A
 CAMERA BF-0D (SHEET 1 OF 2)
 SCALE: 1"=50'
 DATE: October 29, 2004
 DRAWN BY: DHI
 CHECKED BY: MJL

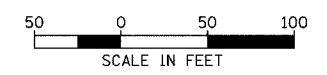
Edwards AND Kelcey
 ONE NORTH FRANKLIN
 CHICAGO, IL 60606
 PHONE: (312) 251-3000
 FAX: (312) 251-3015
 WEB: WWW.EKCORP.COM

17/19/2004 04:40:26 PM

| | | | |
|---------------------|----------|------------------|-----------|
| SECTION | COUNTY | TOTAL SHEETS | SHEET NO. |
| 2003-0311 | COOK | 976 | 677 |
| STA. 2011+00 | TO STA. | | |
| FED. ROAD DIST. NO. | ILLINOIS | FED. AID PROJECT | |
| 62583 | | | |



- NOTES:**
1. SEE DRAWING ME-01 AND ME-02 FOR ELECTRICAL SYMBOLS AND ABBREVIATIONS.
 2. UNLESS OTHERWISE STATED, ALL NOTED CABLE AND CONDUIT TO BE FURNISHED AND INSTALLED UNDER THIS CONTRACT.
 3. THIS SHEET ONLY DEPICTS INSTALLATION OF CLOSED CIRCUIT TELEVISION ELEMENTS. SEE LIGHTING PLANS FOR LIGHTING ELEMENT INSTALLATION.
 4. SUPPORT ARM OF THE CCTV DOME CAMERA SHALL BE INSTALLED ON THE EXPRESSWAY SIDE OF THE HIGH-MAST LIGHT TOWER RING AS SHOWN ON DETAIL DRAWING DT-17. THE ARM SHALL BE PERPENDICULAR TO BOTH THE HIGH-MAST LIGHT TOWER RING AND THE CENTERLINE OF THE EXPRESSWAY OR AS DIRECTED BY THE ENGINEER.
 5. SEE DRAWING COMM-05 FOR CCTV COMMUNICATIONS SYSTEM CONDUIT AND CABLE LAYOUT.
 6. SEE DRAWING DT-17 FOR CCTV CABINET MOUNTING DETAILS ON A HIGH-MAST LIGHT TOWER.



CCTV-05

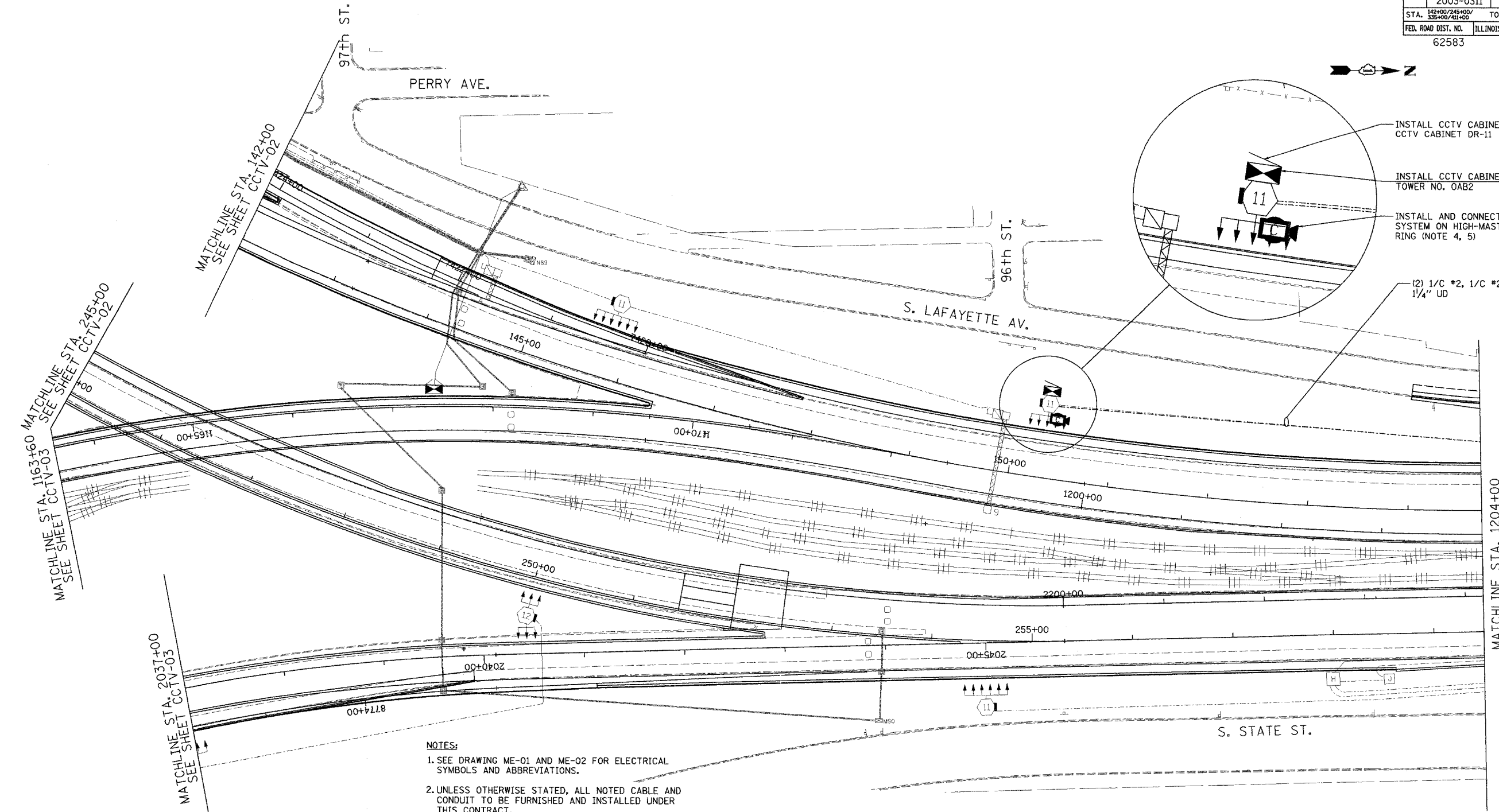
**Edwards
AND Kelcey**
ONE NORTH FRANKLIN
CHICAGO, IL 60606
PHONE: (312) 251-3000
FAX: (312) 251-3015
WEB: WWW.EKCCORP.COM

| REVISIONS | |
|-----------|------|
| NAME | DATE |
| | |
| | |
| | |
| | |
| | |
| | |
| | |
| | |
| | |
| | |

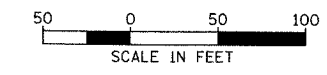
ILLINOIS DEPARTMENT OF TRANSPORTATION
F.A.I. 94/90 (DAN RYAN EXPRESSWAY)
31st STREET to I-57
CLOSED CIRCUIT TELEVISION
SITE LAYOUT
CAMERA BF-0D (SHEET 2 OF 2)
SCALE: 1"=50'
DATE: October 29, 2004
DRAWN BY: DHI
CHECKED BY: MJL

PA:030009.035 V:\s\cadd\CCTV\020052e.rvt 11/22/2004 02:11:21 PM

| | | | |
|-------------------------------------|-----------------|------------------|-----------|
| SECTION | COUNTY | TOTAL SHEETS | SHEET NO. |
| 2003-0311 | COOK | 976 | 678 |
| STA. 142+00/245+00/ 338+00/41+00 | TO STA. 1204+00 | | |
| FED. ROAD DIST. NO. | ILLINOIS | FED. AID PROJECT | |
| 62583 | | | |



- NOTES:**
1. SEE DRAWING ME-01 AND ME-02 FOR ELECTRICAL SYMBOLS AND ABBREVIATIONS.
 2. UNLESS OTHERWISE STATED, ALL NOTED CABLE AND CONDUIT TO BE FURNISHED AND INSTALLED UNDER THIS CONTRACT.
 3. THIS SHEET ONLY DEPICTS INSTALLATION OF CLOSED CIRCUIT TELEVISION ELEMENTS. SEE LIGHTING PLANS FOR LIGHTING ELEMENT INSTALLATION.
 4. SUPPORT ARM OF THE CCTV DOME CAMERA SHALL BE INSTALLED ON THE EXPRESSWAY SIDE OF THE HIGH-MAST LIGHT TOWER RING AS SHOWN ON DETAIL DRAWING DT-17. THE ARM SHALL BE PERPENDICULAR TO BOTH THE HIGH-MAST LIGHT TOWER RING AND THE CENTERLINE OF THE EXPRESSWAY OR AS DIRECTED BY THE ENGINEER.
 5. SEE DRAWING CCTV-09 FOR CCTV COMMUNICATIONS SYSTEM CONDUIT AND CABLE LAYOUT.
 6. SEE DRAWING DT-17 FOR CCTV CABINET MOUNTING DETAILS ON A HIGH-MAST LIGHT TOWER.



CCTV-06

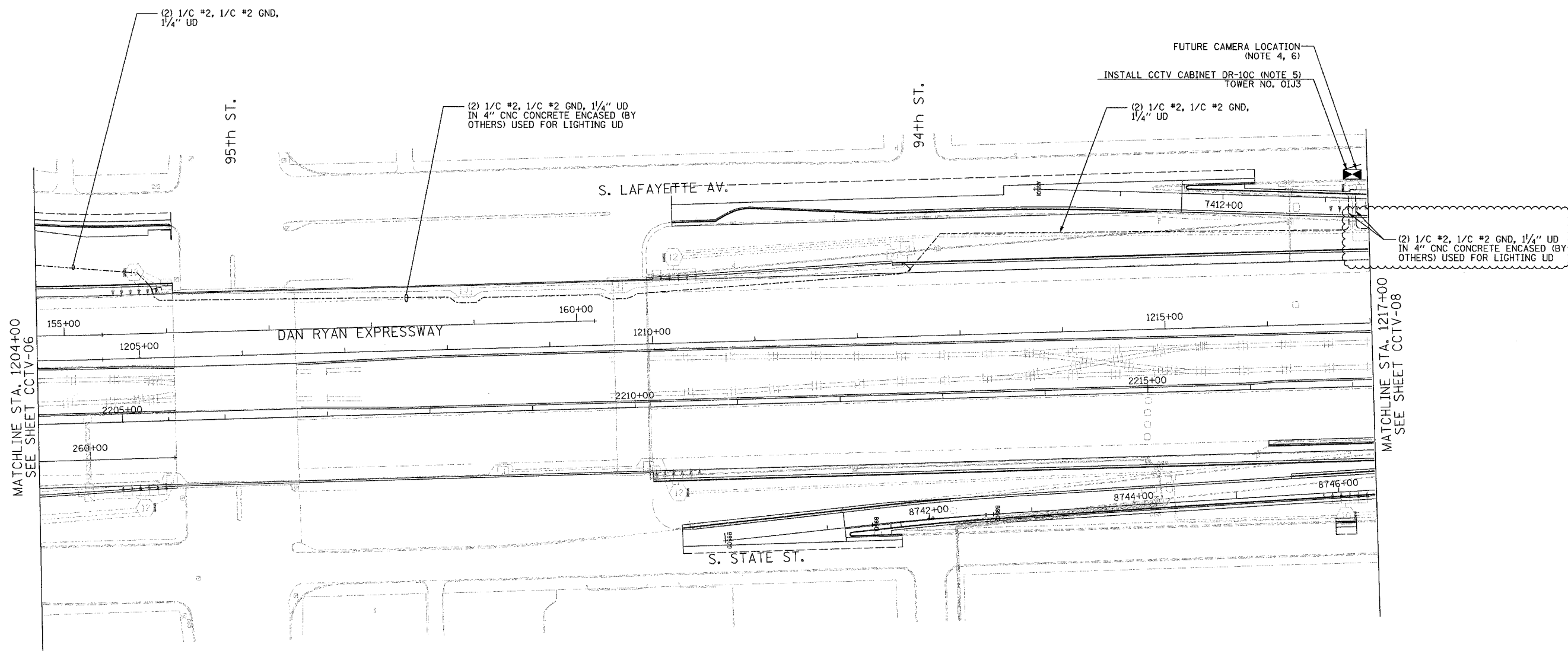
**Edwards
AND Kelcey**
ONE NORTH FRANKLIN
CHICAGO, IL 60606
PHONE: (312) 251-3000
FAX: (312) 251-3015
WEB: WWW.EKCORP.COM

| REVISIONS | |
|-----------|------|
| NAME | DATE |
| | |
| | |
| | |
| | |
| | |
| | |
| | |
| | |
| | |
| | |

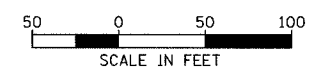
ILLINOIS DEPARTMENT OF TRANSPORTATION
F.A.I. 94/90 (DAN RYAN EXPRESSWAY)
31st STREET TO I-57
CLOSED CIRCUIT TELEVISION
SITE LAYOUT
CAMERA DR-11 (SHEET 1 OF 4)
SCALE: 1"=50'
DATE: October 29, 2004
DRAWN BY: DHI
CHECKED BY: MJL

A:\030009\0311\11s\cctv\cctv06.ctb 09/22/04 09:22:32 AM

| | | | |
|---------------------|-----------------|------------------|-----------|
| SECTION | COUNTY | TOTAL SHEETS | SHEET NO. |
| 2003-0311 | COOK | 976 | 679 |
| STA. 1204+00 | TO STA. 1217+00 | | |
| FED. ROAD DIST. NO. | ILLINOIS | FED. AID PROJECT | |
| 62583 | | | |



- NOTES:**
1. SEE DRAWINGS ME-01 AND ME-02 FOR ELECTRICAL SYMBOLS AND ABBREVIATIONS.
 2. UNLESS OTHERWISE STATED, ALL NOTED CABLE AND CONDUIT TO BE FURNISHED AND INSTALLED UNDER THIS CONTRACT.
 3. THIS SHEET ONLY DEPICTS INSTALLATION OF CLOSED CIRCUIT TELEVISION ELEMENTS. SEE LIGHTING PLANS FOR LIGHTING ELEMENT INSTALLATION.
 4. SEE DRAWING COMM-10 FOR CCTV COMMUNICATIONS SYSTEM CONDUIT AND CABLE LAYOUT.
 5. SEE DRAWING DT-17 FOR CCTV CABINET MOUNTING DETAILS ON A HIGH-MAST LIGHT TOWER.
 6. CONTRACTOR SHALL SPLICE (2) 1/C #2, 1/C #2 GND IN CCTV CABINET DR-10C FOR CABINET DR-11 POWER FEED. SEE DRAWING CCTV-06 FOR CONTINUATION.



CCTV-07

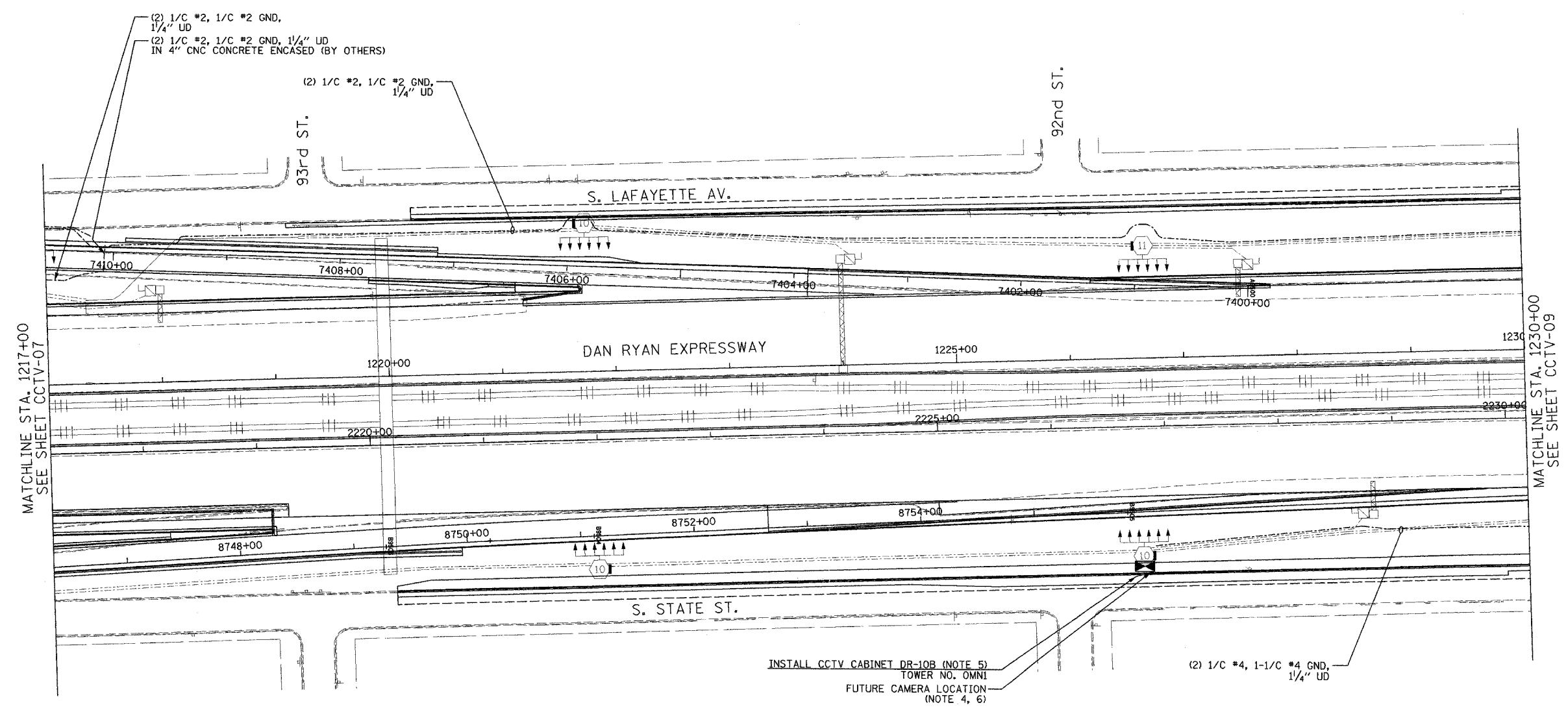
**Edwards
AND Kelcey**
ONE NORTH FRANKLIN
CHICAGO, IL 60606
PHONE: (312) 251-3000
FAX: (312) 251-3015
WEB: WWW.EKCORP.COM

| REVISIONS | |
|------------|----------|
| NAME | DATE |
| REVISION 1 | 12/17/04 |
| | |
| | |
| | |
| | |
| | |
| | |
| | |

ILLINOIS DEPARTMENT OF TRANSPORTATION
F.A.I. 94/90 (DAN RYAN EXPRESSWAY)
31st STREET TO I-57
CLOSED CIRCUIT TELEVISION
SITE LAYOUT
CAMERA DR-11 (SHEET 2 OF 4)
CAMERA DR-10C (SHEET 1 OF 3)
SCALE: 1"=50'
DATE: October 29, 2004
DRAWN BY: DHI
CHECKED BY: MJL

P:\03009035\VT\SCADD\ACT\0207\02L.SHT 12/10/2004 10:11:21 AM

| | | | |
|---------------------|-----------------|------------------|-----------|
| SECTION | COUNTY | TOTAL SHEETS | SHEET NO. |
| 2003-0311 | COOK | 976 | 680 |
| STA. 1217+00 | TO STA. 1230+00 | | |
| FED. ROAD DIST. NO. | ILLINOIS | FED. AID PROJECT | |
| 62583 | | | |

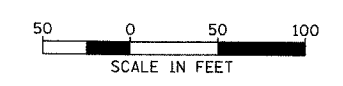


MATCHLINE STA. 1217+00
SEE SHEET CCTV-07

MATCHLINE STA. 1230+00
SEE SHEET CCTV-09

INSTALL CCTV CABINET DR-10B (NOTE 5)
TOWER NO. OMNI
FUTURE CAMERA LOCATION
(NOTE 4, 6)

- NOTES:**
- SEE DRAWINGS ME-01 AND ME-02 FOR ELECTRICAL SYMBOLS AND ABBREVIATIONS.
 - UNLESS OTHERWISE STATED, ALL NOTED CABLE AND CONDUIT TO BE FURNISHED AND INSTALLED UNDER THIS CONTRACT.
 - THIS SHEET ONLY DEPICTS INSTALLATION OF CLOSED CIRCUIT TELEVISION ELEMENTS. SEE LIGHTING PLANS FOR LIGHTING ELEMENT INSTALLATION.
 - SEE DRAWING COMM-11 FOR CCTV COMMUNICATIONS SYSTEM CONDUIT AND CABLE LAYOUT.
 - SEE DRAWING DT-17 FOR CCTV CABINET MOUNTING DETAILS ON A HIGH-MAST LIGHT TOWER.
 - CONTRACTOR SHALL COIL A MINIMUM OF 20 FEET OF 120-VOLT POWER CABLE AT THE BASE OF THE LIGHT TOWER FOR FUTURE CCTV CAMERA.



CCTV-08

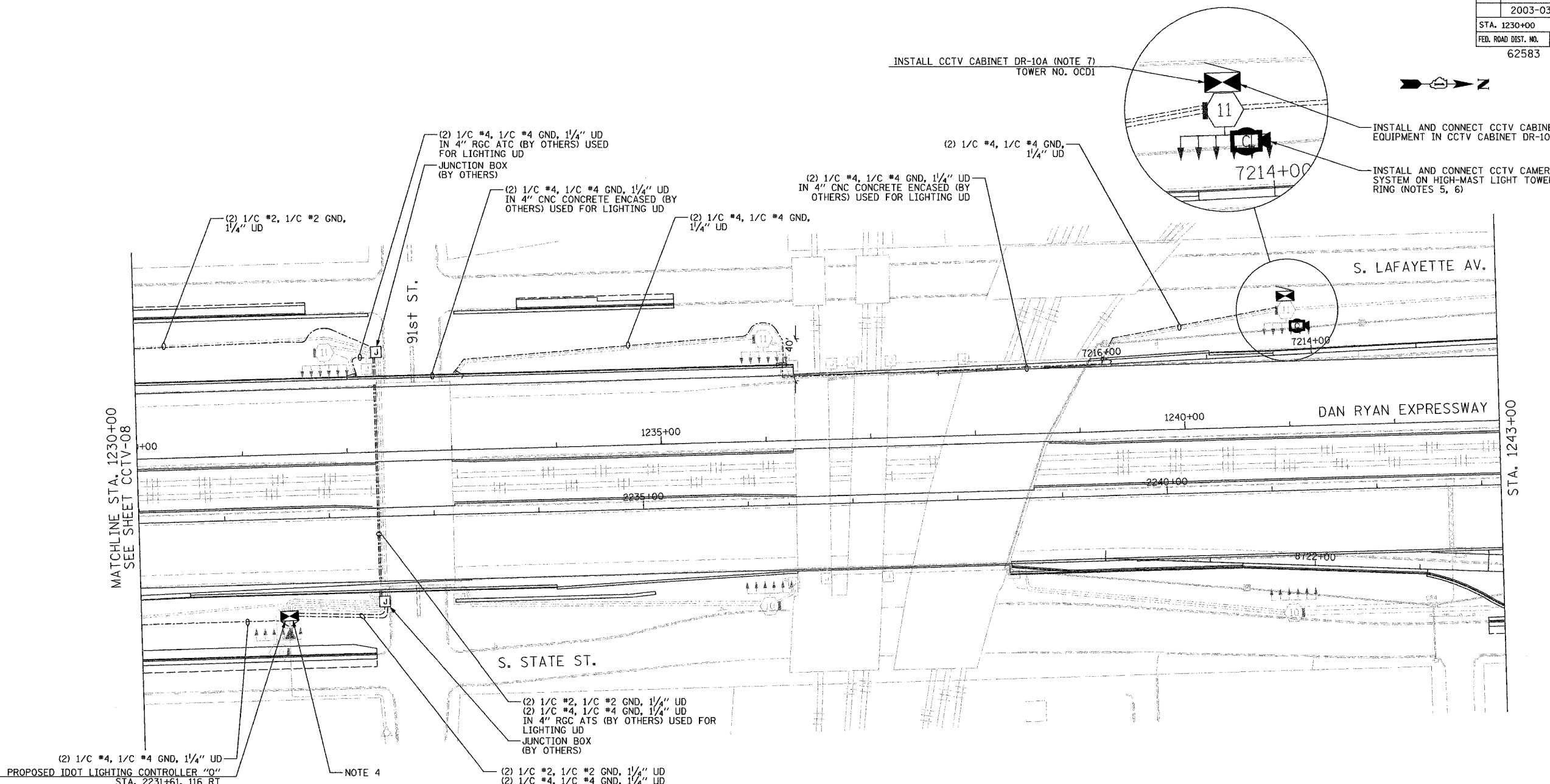
Edwards AND Kelcey
ONE NORTH FRANKLIN
CHICAGO, IL 60606
PHONE: (312) 251-3000
FAX: (312) 251-3015
WEB: WWW.EKCORP.COM

| REVISIONS | |
|-----------|------|
| NAME | DATE |
| | |
| | |
| | |
| | |
| | |
| | |
| | |
| | |
| | |
| | |

ILLINOIS DEPARTMENT OF TRANSPORTATION
F.A.I. 94/90 (DAN RYAN EXPRESSWAY)
31st STREET to I-57
CLOSED CIRCUIT TELEVISION
SITE LAYOUT
CAMERA DR-11 (SHEET 3 OF 4)
CAMERA DR-10C (SHEET 2 OF 3)
CAMERA DR-10B (SHEET 1 OF 2)
SCALE: 1"=50'
DATE: October 29, 2004
DRAWN BY: DHI
CHECKED BY: MJL

P:\030019\03011\11s\road\cctv\02008\cctv08.dwg 10/14/2004 09:22:41 AM

| | | | |
|------------------------------|----------|------------------|-----------|
| SECTION | COUNTY | TOTAL SHEETS | SHEET NO. |
| 2003-0311 | COOK | 976 | 681 |
| STA. 1230+00 TO STA. 1243+00 | | | |
| FED. ROAD DIST. NO. | ILLINOIS | FED. AID PROJECT | |
| 62583 | | | |



(2) 1/C #4, 1/C #4 GND, 1/4" UD
 PROPOSED IDOT LIGHTING CONTROLLER "Q"
 STA. 2231+61, 116 RT

NOTE 4

(2) 1/C #2, 1/C #2 GND, 1/4" UD
 (2) 1/C #4, 1/C #4 GND, 1/4" UD
 IN 4" RGC ATCS (BY OTHERS) USED FOR
 LIGHTING UD
 JUNCTION BOX
 (BY OTHERS)

(2) 1/C #2, 1/C #2 GND, 1/4" UD
 (2) 1/C #4, 1/C #4 GND, 1/4" UD

(2) 1/C #4, 1/C #4 GND, 1/4" UD
 IN 4" CNC CONCRETE ENCASED (BY
 OTHERS) USED FOR LIGHTING UD


(2) 1/C #4, 1/C #4 GND, 1/4" UD

INSTALL CCTV CABINET DR-10A (NOTE 7)
 TOWER NO. OCD1

INSTALL AND CONNECT CCTV CABINET
 EQUIPMENT IN CCTV CABINET DR-10A

INSTALL AND CONNECT CCTV CAMERA
 SYSTEM ON HIGH-MAST LIGHT TOWER
 RING (NOTES 5, 6)

- NOTES:
- SEE DRAWINGS ME-01 AND ME-02 FOR ELECTRICAL SYMBOLS AND ABBREVIATIONS.
 - UNLESS OTHERWISE STATED, ALL NOTED CABLE AND CONDUIT TO BE FURNISHED AND INSTALLED UNDER THIS CONTRACT.
 - THIS SHEET ONLY DEPICTS INSTALLATION OF CLOSED CIRCUIT TELEVISION ELEMENTS. SEE LIGHTING PLANS FOR LIGHTING ELEMENT INSTALLATION.
 - CONTRACTOR SHALL CONNECT CAMERA POWER FEED TO THE AUXILIARY BREAKER IN THE LIGHTING CONTROLLER CABINET AS SHOWN ON DRAWING ME-19.
 - SUPPORT ARM OF THE CCTV DOME CAMERA SHALL BE INSTALLED ON THE EXPRESSWAY SIDE OF THE HIGH-MAST LIGHT TOWER RING AS SHOWN ON DETAIL DRAWING DT-17. THE ARM SHALL BE PERPENDICULAR TO BOTH THE HIGH-MAST LIGHTING RING AND THE CENTERLINE OF THE EXPRESSWAY OR AS DIRECTED BY THE ENGINEER.
 - SEE DRAWING COMM-12 FOR CCTV COMMUNICATIONS SYSTEM CONDUIT AND CABLE LAYOUT.
 - SEE DRAWING DT-17 FOR CCTV CABINET MOUNTING DETAILS ON A HIGH-MAST LIGHT TOWER.



CCTV-09

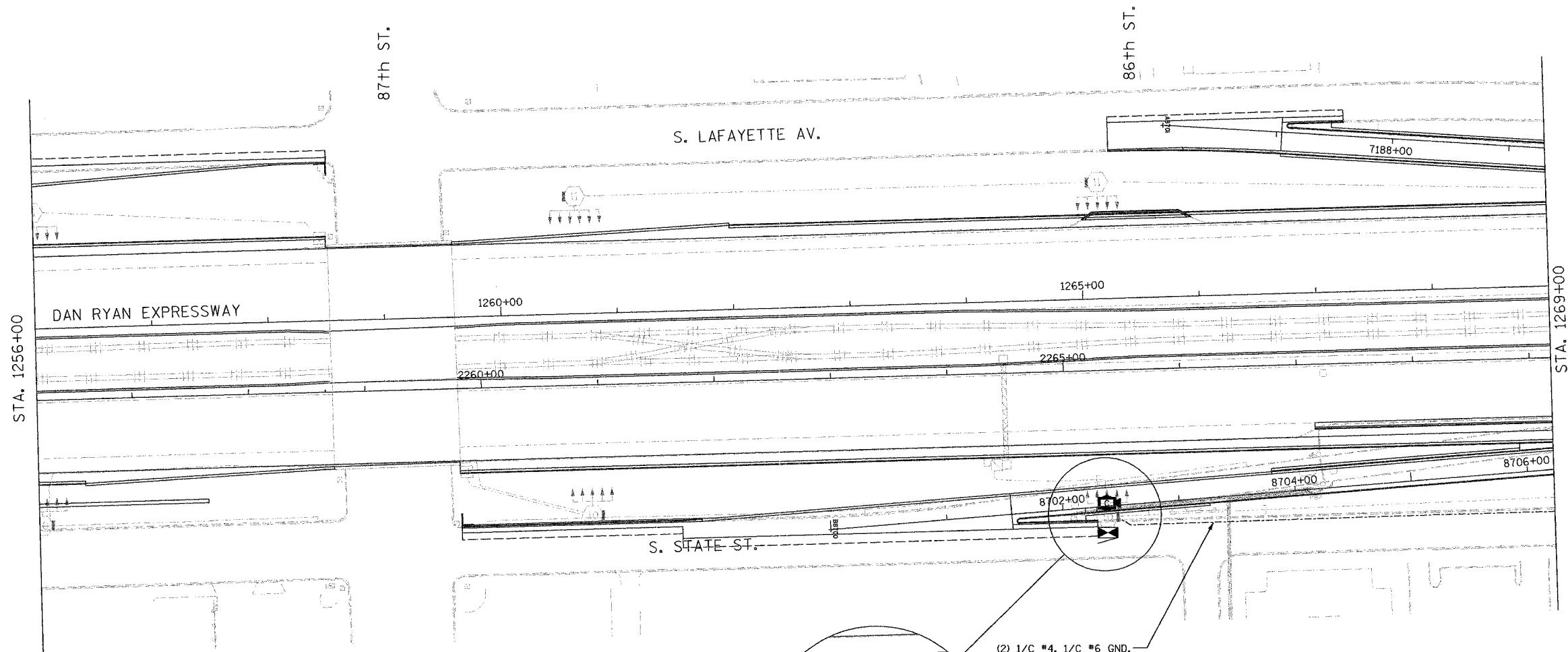
| REVISIONS | |
|-----------|------|
| NAME | DATE |
| | |
| | |
| | |
| | |
| | |
| | |
| | |
| | |
| | |

ILLINOIS DEPARTMENT OF TRANSPORTATION
 F.A.I. 94/90 (DAN RYAN EXPRESSWAY)
 31st STREET to I-57
 CLOSED CIRCUIT TELEVISION
 SITE LAYOUT
 CAMERA DR-10A, DR-11 (SHEET 4 OF 4)
 CAMERA DR-10C (SHEET 3 OF 3)
 CAMERA DR-10B (SHEET 2 OF 2)
 SCALE: 1"=50'
 DATE: October 29, 2004
 DRAWN BY: DHI
 CHECKED BY: MJL

Edwards AND Kelcey
 ONE NORTH FRANKLIN
 CHICAGO, IL 60606
 PHONE: (312) 251-3000
 FAX: (312) 251-3015
 WEB: WWW.EKCORP.COM

11/19/2004 04:40:44 PM

| | | | |
|------------------------------|---------------------------|--------------|-----------|
| SECTION | COUNTY | TOTAL SHEETS | SHEET NO. |
| 2003-0311 | COOK | 976 | 682 |
| STA. 1256+00 TO STA. 1269+00 | | | |
| FED. ROAD DIST. NO. | ILLINOIS FED. AID PROJECT | | |
| 62583 | | | |



NOTES:

1. SEE DRAWINGS ME-01 AND ME-02 FOR ELECTRICAL SYMBOLS AND ABBREVIATIONS.
2. UNLESS OTHERWISE STATED, ALL NOTED CABLE AND CONDUIT TO BE FURNISHED AND INSTALLED UNDER THIS CONTRACT.
3. THIS SHEET ONLY DEPICTS INSTALLATION OF CLOSED CIRCUIT TELEVISION ELEMENTS. SEE LIGHTING PLANS FOR LIGHTING ELEMENT INSTALLATION.
4. SEE DRAWING COMM-14 FOR CCTV COMMUNICATIONS SYSTEM CONDUIT AND CABLE LAYOUT.
5. SUPPORT ARM OF THE CCTV DOME CAMERA SHALL BE INSTALLED ON THE EXPRESSWAY SIDE OF THE HIGH-MAST LIGHT TOWER RING AS SHOWN ON DETAIL DRAWING DT-17. THE ARM SHALL BE PERPENDICULAR TO BOTH THE HIGH-MAST LIGHTING RING AND THE CENTERLINE OF THE EXPRESSWAY OR AS DIRECTED BY THE ENGINEER.
6. SEE DRAWING DT-17 FOR CCTV CABINET MOUNTING DETAILS ON A HIGH-MAST LIGHT TOWER.

INSTALL AND CONNECT CCTV CAMERA SYSTEM ON HIGH-MAST LIGHT TOWER RING (NOTE 5, 6)
INSTALL IDOT CABINET DR-9C (NOTE 6)
TOWER NO. PEF5

INSTALL AND CONNECT CCTV CABINET EQUIPMENT IN CCTV CABINET DR-9C

(2) 1/C #4, 1/C #6 GND,
1/4" UD



CCTV-10

**Edwards
AND Kelcey**
ONE NORTH FRANKLIN
CHICAGO, IL 60606
PHONE: (312) 251-3000
FAX: (312) 251-3015
WEB: WWW.EKCORP.COM

| REVISIONS | |
|-----------|------|
| NAME | DATE |
| | |
| | |
| | |
| | |
| | |
| | |
| | |
| | |
| | |
| | |

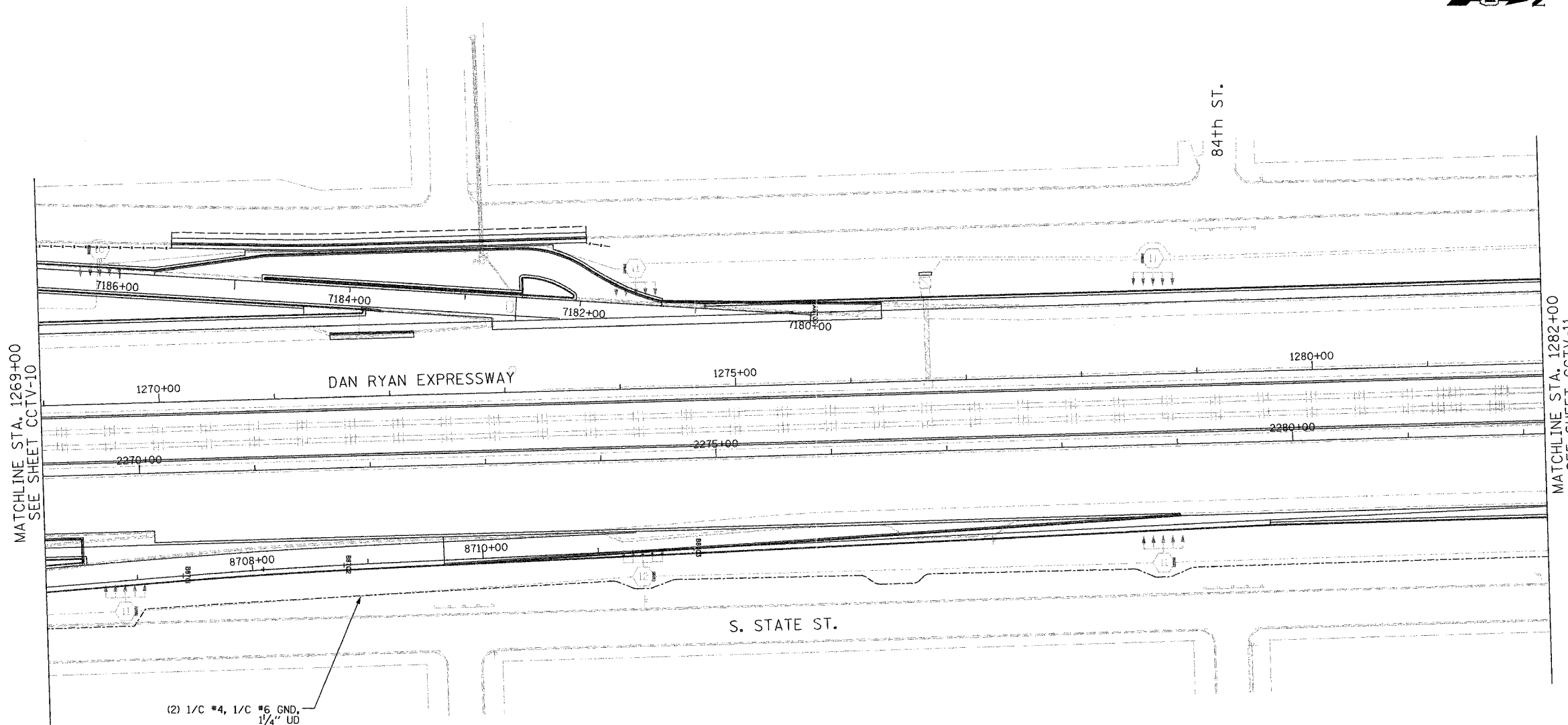

ILLINOIS DEPARTMENT OF TRANSPORTATION
F.A.I. 94/90 (DAN RYAN EXPRESSWAY)
31st STREET TO I-57

CCTV SITE LAYOUT
CAMERA DR-9C (SHEET 1 OF 3)

SCALE: 1"=50'
DATE: October 29, 2004
DRAWN BY: DHI
CHECKED BY: MJL

P:\030009\0315\11s\roads\cctv\02\02a.dwg 04/03/04 04:03:59 PM

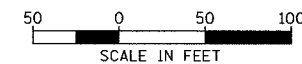
| | | | |
|------------------------------|----------|------------------|-----------|
| SECTION | COUNTY | TOTAL SHEETS | SHEET NO. |
| 2003-0311 | COOK | 976 | 642A |
| STA. 1269+00 TO STA. 1282+00 | | | |
| FED. ROAD DIST. NO. | ILLINOIS | FED. AID PROJECT | |
| 62583 | | | |



(2) 1/2" #4, 1/2" #6 GND,
1/4" UD

NOTES:

1. SEE DRAWINGS ME-01 AND ME-02 FOR ELECTRICAL SYMBOLS AND ABBREVIATIONS.
2. UNLESS OTHERWISE STATED, ALL NOTED CABLE AND CONDUIT TO BE FURNISHED AND INSTALLED UNDER THIS CONTRACT.
3. THIS SHEET ONLY DEPICTS INSTALLATION OF CLOSED CIRCUIT TELEVISION ELEMENTS. SEE LIGHTING PLANS FOR LIGHTING ELEMENT INSTALLATION.
4. SEE DRAWING COMM-14 FOR CCTV COMMUNICATIONS SYSTEM CONDUIT AND CABLE LAYOUT.
5. SUPPORT ARM OF THE CCTV DOME CAMERA SHALL BE INSTALLED ON THE EXPRESSWAY SIDE OF THE HIGH-MAST LIGHT TOWER RING AS SHOWN ON DETAIL DRAWING DT-17. THE ARM SHALL BE PERPENDICULAR TO BOTH THE HIGH-MAST LIGHTING RING AND THE CENTERLINE OF THE EXPRESSWAY OR AS DIRECTED BY THE ENGINEER.
6. SEE DRAWING DT-17 FOR CCTV CABINET MOUNTING DETAILS ON A HIGH-MAST LIGHT TOWER.



CCTV-10A

| REVISIONS | |
|-----------|------|
| NAME | DATE |
| | |
| | |
| | |
| | |
| | |
| | |
| | |
| | |
| | |
| | |

ILLINOIS DEPARTMENT OF TRANSPORTATION
 F.A.I. 94/90 (DAN RYAN EXPRESSWAY)
 31st STREET to I-57
 CCTV SITE LAYOUT
 CAMERA DR-9C (SHEET 2 OF 3)

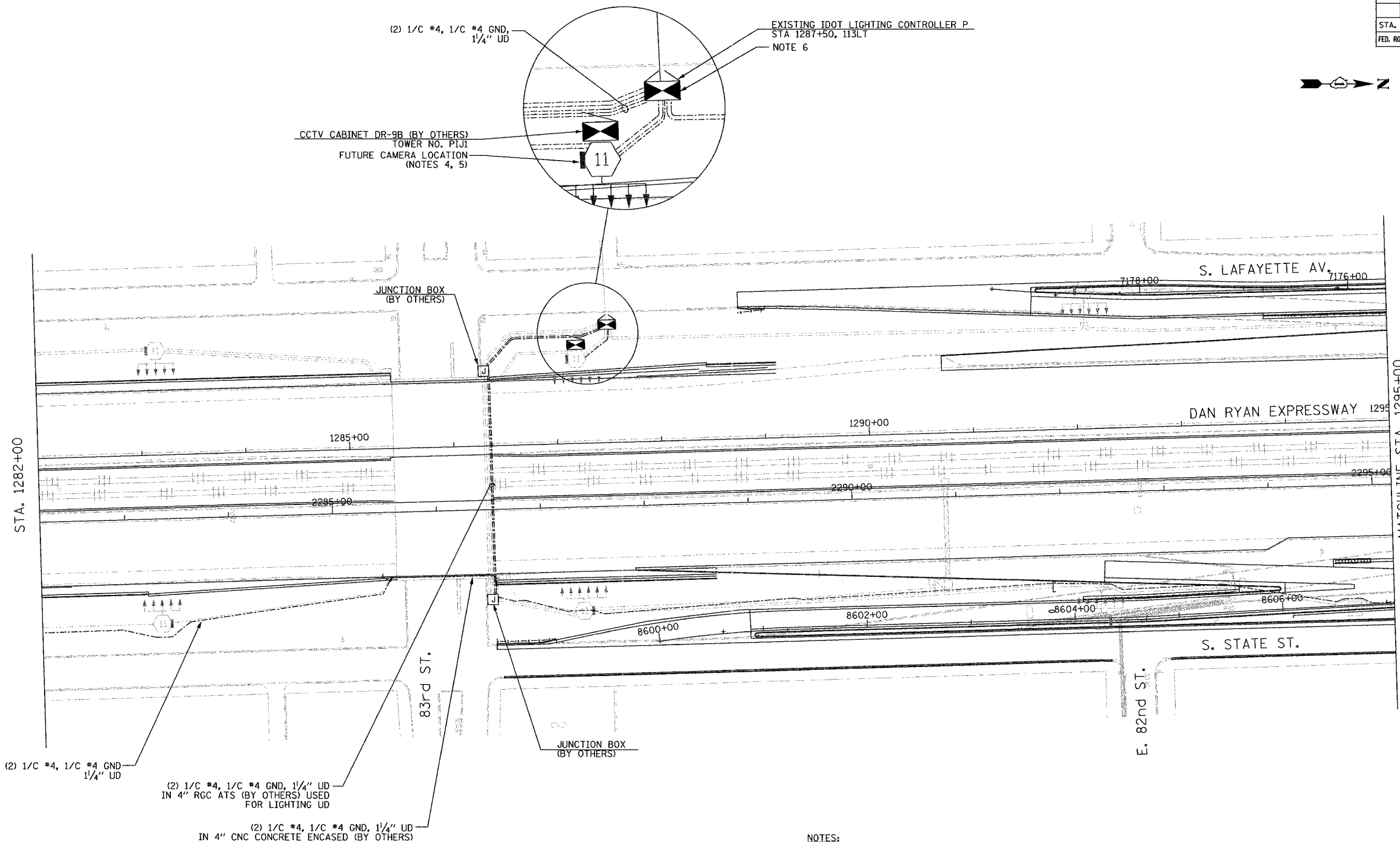
SCALE: 1"=50'
 DATE: October 29, 2004

DRAWN BY: CJH
 CHECKED BY: MJL

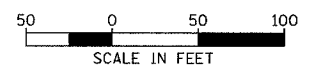
Edwards AND Kelcey
 ONE NORTH FRANKLIN
 CHICAGO, IL 60606
 PHONE: (312) 251-3000
 FAX: (312) 251-3015
 WEB: WWW.EKCORP.COM

04/12/04 11/19/2004

| | | | |
|------------------------------|----------|------------------|-----------|
| SECTION | COUNTY | TOTAL SHEETS | SHEET NO. |
| 2003-0311 | COOK | 976 | 683 |
| STA. 1282+00 TO STA. 1295+00 | | | |
| FED. ROAD DIST. NO. | ILLINOIS | FED. AID PROJECT | |
| 62583 | | | |



- NOTES:**
1. SEE DRAWINGS ME-01 AND ME-02 FOR ELECTRICAL SYMBOLS AND ABBREVIATIONS.
 2. UNLESS OTHERWISE STATED, ALL NOTED CABLE AND CONDUIT TO BE FURNISHED AND INSTALLED UNDER THIS CONTRACT.
 3. THIS SHEET ONLY DEPICTS INSTALLATION OF CLOSED CIRCUIT TELEVISION ELEMENTS. SEE LIGHTING PLANS FOR LIGHTING ELEMENT INSTALLATION.
 4. CONTRACTOR SHALL COIL A MINIMUM OF 20 FEET OF 120-VOLT POWER CABLE AT THE BASE OF THE LIGHT TOWER FOR FUTURE CCTV CAMERA.
 5. SEE DRAWING COMM-16 FOR CCTV COMMUNICATIONS SYSTEM CONDUIT AND CABLE LAYOUT.
 6. CONTRACTOR SHALL CONNECT CAMERA POWER FEED TO THE AUXILIARY BREAKER IN THE LIGHTING CONTROLLER CABINET AS SHOWN ON DRAWING ME-19.



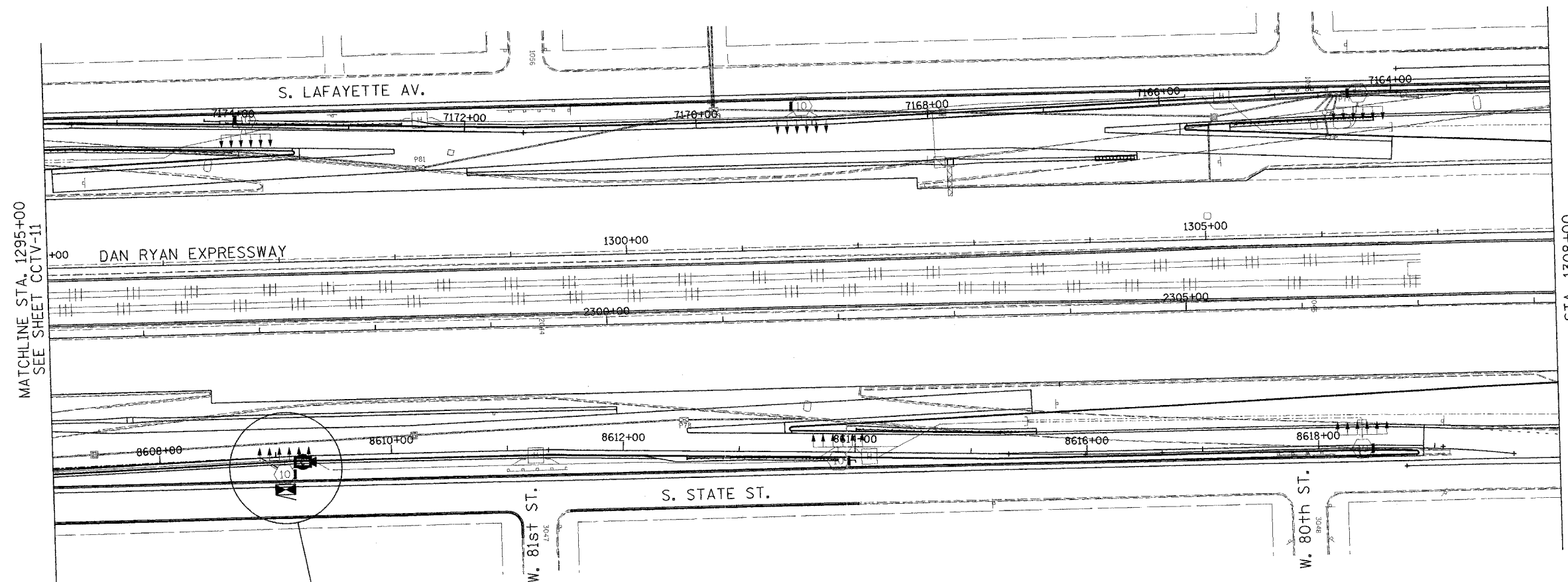
| REVISIONS | |
|-----------|------|
| NAME | DATE |
| | |
| | |
| | |
| | |
| | |
| | |
| | |
| | |
| | |
| | |

ILLINOIS DEPARTMENT OF TRANSPORTATION
 F.A.I. 94/90 (DAN RYAN EXPRESSWAY)
 31st STREET to I-57
 CCTV SITE LAYOUT
 CAMERA DR-9C (SHEET 3 OF 3)
 CAMERA DR-9B
 CAMERA DR-9A (SHEET 1 OF 2)
 SCALE: 1"=50'
 DATE: October 29, 2004
 DRAWN BY: DHI
 CHECKED BY: MJL

Edwards AND Kelcey
 ONE NORTH FRANKLIN
 CHICAGO, IL 60606
 PHONE: (312) 251-3000
 FAX: (312) 251-3015
 WEB: WWW.EKCORP.COM

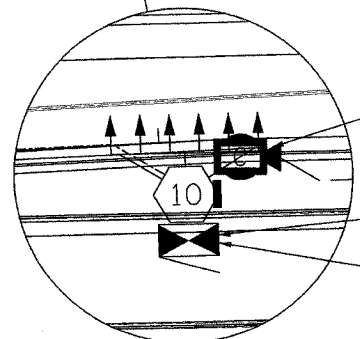
04/11/04 11/19/2004

| | | | |
|---------------------|-----------------|------------------|-----------|
| SECTION | COUNTY | TOTAL SHEETS | SHEET NO. |
| 2003-0311 | COOK | 976 | 684 |
| STA. 1295+00 | TO STA. 1308+00 | | |
| FED. ROAD DIST. NO. | ILLINOIS | FED. AID PROJECT | |
| 62583 | | | |



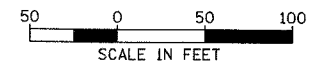
MATCHLINE STA. 1295+00
SEE SHEET CCTV-11

STA. 1308+00



- INSTALL AND CONNECT CCTV CAMERA SYSTEM ON HIGH-MAST LIGHT TOWER RING (NOTE 4, 5)
- INSTALL AND CONNECT CCTV CABINET EQUIPMENT IN CCTV CABINET DR-9A
- CCTV CABINET DR-9A (BY OTHERS) TOWER NO. POP3

- NOTES:**
1. SEE DRAWINGS ME-01 AND ME-02 FOR ELECTRICAL SYMBOLS AND ABBREVIATIONS.
 2. UNLESS OTHERWISE STATED, ALL NOTED CABLE AND CONDUIT TO BE FURNISHED AND INSTALLED UNDER THIS CONTRACT.
 3. THIS SHEET ONLY DEPICTS INSTALLATION OF CLOSED CIRCUIT TELEVISION ELEMENTS. SEE LIGHTING PLANS FOR LIGHTING ELEMENT INSTALLATION.
 4. SEE DRAWING DT-17 FOR CCTV CAMERA MOUNTING DETAILS ON A HIGH-MAST LIGHT TOWER.
 5. SEE DRAWING COMM-17 FOR CCTV COMMUNICATIONS SYSTEM CONDUIT AND CABLE LAYOUT.



CCTV-12

Edwards AND Kelcey
ONE NORTH FRANKLIN
CHICAGO, IL 60606
PHONE: (312) 251-3000
FAX: (312) 251-3015
WEB: WWW.EKCORP.COM

| REVISIONS | |
|-----------|------|
| NAME | DATE |
| | |
| | |
| | |
| | |
| | |
| | |
| | |
| | |
| | |
| | |

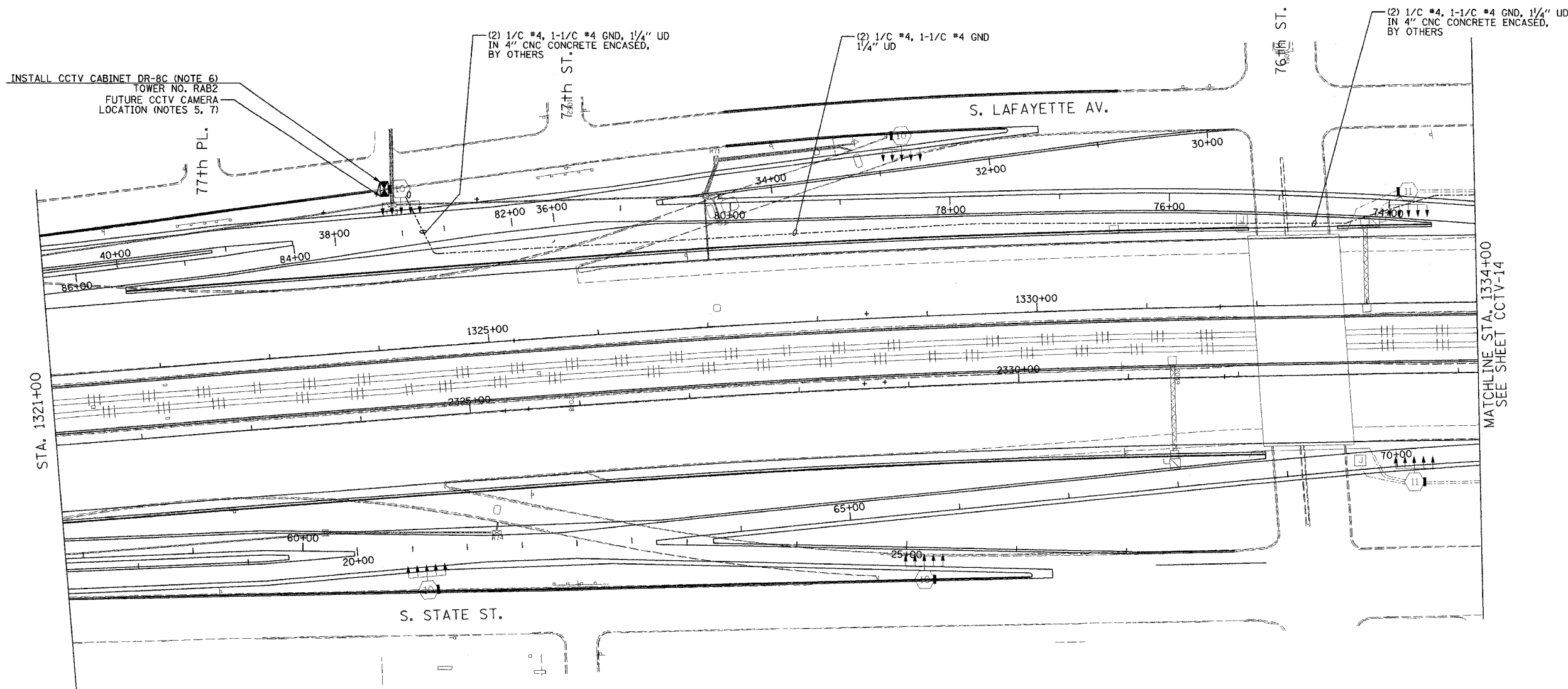
ILLINOIS DEPARTMENT OF TRANSPORTATION
F.A.I. 94/90 (DAN RYAN EXPRESSWAY)
31st STREET to I-57
CLOSED CIRCUIT TELEVISION
SITE LAYOUT
CAMERA DR-9A
(SHEET 2 OF 2)

SCALE: 1"=50'
DATE: October 29, 2004

DRAWN BY: DHI
CHECKED BY: MJL


P:\030019\0305\11s\road\cctv\020122.s17 10/14/2004 09:23:07 AM

| | | | |
|------------------------------|--------|---------------------------|-----------|
| SECTION | COUNTY | TOTAL SHEETS | SHEET NO. |
| 2003-0311 | COOK | 976 | 625 |
| STA. 1321+00 TO STA. 1334+00 | | ILLINOIS FED. AID PROJECT | |
| FED. ROAD DIST. NO. 62583 | | | |



NOTES:

1. SEE DRAWINGS ME-01 AND ME-02 FOR ELECTRICAL SYMBOLS AND ABBREVIATIONS.
2. UNLESS OTHERWISE STATED, ALL NOTED CABLE AND CONDUIT TO BE FURNISHED AND INSTALLED UNDER THIS CONTRACT.
3. THIS SHEET ONLY DEPICTS INSTALLATION OF CLOSED CIRCUIT TELEVISION ELEMENTS. SEE LIGHTING PLANS FOR LIGHTING ELEMENT INSTALLATION.
4. CONTRACTOR SHALL CONNECT CAMERA POWER FEED TO TERMINAL BLOCK TWO IN IDOT CONTROLLER CABINET 57 AS SHOWN ON DRAWING DT-36.
5. SEE DRAWING COMM-19 FOR CCTV COMMUNICATIONS SYSTEM CONDUIT AND CABLE LAYOUT.
6. SEE DRAWING DT-17 FOR CCTV CABINET MOUNTING DETAILS ON A HIGH-MAST LIGHT TOWER.
7. CONTRACTOR SHALL COIL A MINIMUM OF 20 FEET OF 120-VOLT POWER CABLE AT THE BASE OF THE LIGHT TOWER FOR FUTURE CCTV CAMERA.
8. PROPOSED GEOMETRY SHOWN ON THIS SHEET IS PRELIMINARY. CONTRACTOR SHALL COORDINATE WITH CONTRACTS 62694, 62695, 62592, AND 62593 TO DETERMINE FINAL GEOMETRY FOR THE AREA SHOWN.



SCALE IN FEET CCTV-13

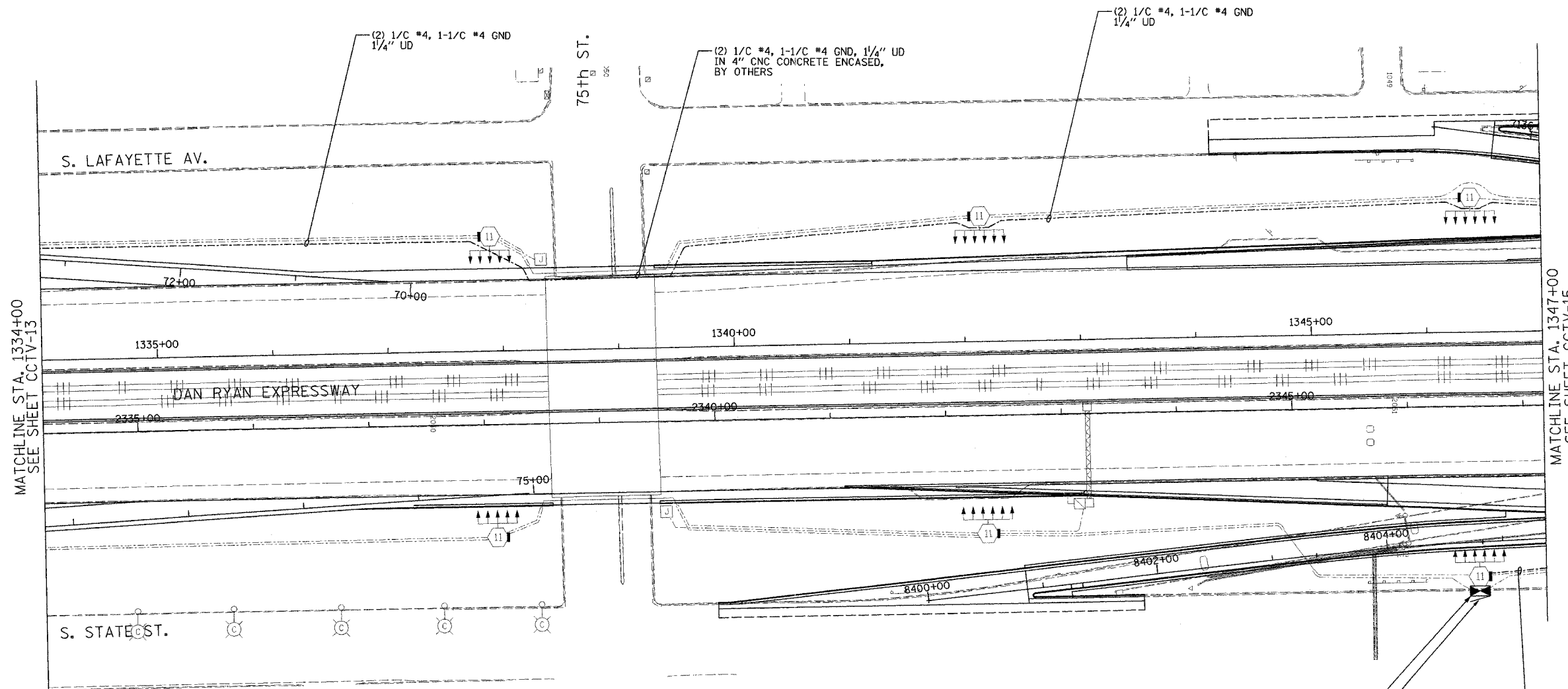
| REVISIONS | |
|-----------|------|
| NAME | DATE |
| | |
| | |
| | |
| | |
| | |
| | |
| | |
| | |
| | |
| | |

ILLINOIS DEPARTMENT OF TRANSPORTATION
 F.A.I. 94/90 (DAN RYAN EXPRESSWAY)
 31st STREET TO I-57
 CLOSED CIRCUIT TELEVISION
 SITE LAYOUT
 CAMERA DR-8C
 SCALE: 1"=50'
 DATE: October 29, 2004
 DRAWN BY: DHI
 CHECKED BY: MJL

Edwards AND Kelcey
 ONE NORTH FRANKLIN
 CHICAGO, IL 60606
 PHONE: (312) 261-3000
 FAX: (312) 261-3015
 WEB: WWW.EKCORP.COM

P:\030019\03035\115\cctv13\cctv13.dwg 10/14/2004 09:23:11 AM

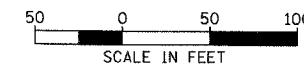
| | | | |
|---------------------|-----------------|------------------|-----------|
| SECTION | COUNTY | TOTAL SHEETS | SHEET NO. |
| 2003-0311 | COOK | 976 | 696 |
| STA. 1334+00 | TO STA. 1347+00 | | |
| FED. ROAD DIST. NO. | ILLINOIS | FED. AID PROJECT | |
| 62583 | | | |



NOTES:

1. SEE DRAWINGS ME-01 AND ME-02 FOR ELECTRICAL SYMBOLS AND ABBREVIATIONS.
2. UNLESS OTHERWISE STATED, ALL NOTED CABLE AND CONDUIT TO BE FURNISHED AND INSTALLED UNDER THIS CONTRACT.
3. THIS SHEET ONLY DEPICTS INSTALLATION OF CLOSED CIRCUIT TELEVISION ELEMENTS. SEE LIGHTING PLANS FOR LIGHTING ELEMENT INSTALLATION.
4. SEE DRAWING COMM-20 FOR CCTV COMMUNICATIONS SYSTEM CONDUIT AND CABLE LAYOUT.
5. SEE DRAWING DT-17 FOR CCTV CABINET MOUNTING DETAILS ON A HIGH-MAST LIGHT TOWER.
6. CONTRACTOR SHALL COIL A MINIMUM OF 20 FEET OF 120-VOLT POWER CABLE AT THE BASE OF THE LIGHT TOWER FOR FUTURE CCTV CAMERA.

INSTALL CCTV CABINET DR-8B (NOTE 5)
TOWER NO. RMNI
FUTURE CCTV CAMERA
LOCATION (NOTES 4, 6)



CCTV-14

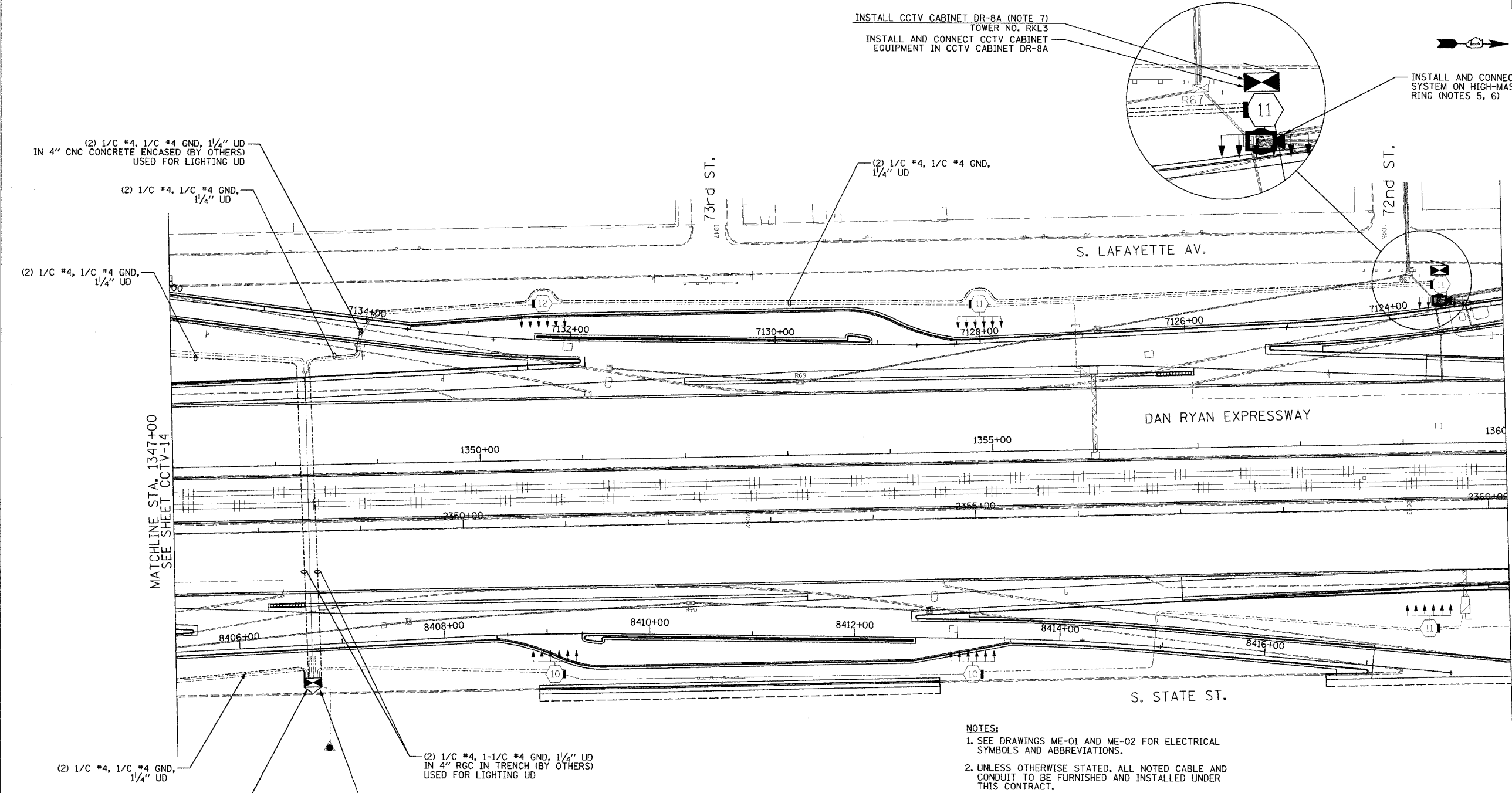
| REVISIONS | NAME | DATE |
|-----------|------|------|
| | | |
| | | |
| | | |
| | | |
| | | |
| | | |
| | | |
| | | |
| | | |
| | | |

ILLINOIS DEPARTMENT OF TRANSPORTATION
F.A.I. 94/90 (DAN RYAN EXPRESSWAY)
31st STREET TO I-57
CLOSED CIRCUIT TELEVISION
SITE LAYOUT
CAMERA DR-8B (SHEET 1 OF 2)
SCALE: 1"=50'
DATE: October 29, 2004
DRAWN BY: DHI
CHECKED BY: MJL

Edwards AND Kelcey
ONE NORTH FRANKLIN
CHICAGO, IL 60606
PHONE: (312) 251-3000
FAX: (312) 251-3015
WEB: WWW.EDKORP.COM

10/14/2004 09:23:16 AM

| | | | |
|------------------------------|--------|---------------------------|-----------|
| SECTION | COUNTY | TOTAL SHEETS | SHEET NO. |
| 2003-0311 | COOK | 976 | 687 |
| STA. 1347+00 TO STA. 1360+00 | | ILLINOIS FED. AID PROJECT | |
| FED. ROAD DIST. NO. 62583 | | | |



INSTALL CCTV CABINET DR-8A (NOTE 7)
TOWER NO. RKL3
INSTALL AND CONNECT CCTV CABINET
EQUIPMENT IN CCTV CABINET DR-8A

INSTALL AND CONNECT CCTV CAMERA
SYSTEM ON HIGH-MAST LIGHT TOWER
RING (NOTES 5, 6)

(2) 1/2" #4, 1/4" #4 GND, 1/4" UD
IN 4" CNC CONCRETE ENCASED (BY OTHERS)
USED FOR LIGHTING UD

(2) 1/2" #4, 1/4" #4 GND,
1/4" UD

(2) 1/2" #4, 1/4" #4 GND,
1/4" UD

(2) 1/2" #4, 1/4" #4 GND,
1/4" UD

MATCHLINE STA. 1347+00
SEE SHEET CCTV-14

STA. 1360+00

(2) 1/2" #4, 1/4" #4 GND,
1/4" UD

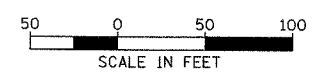
(2) 1/2" #4, 1-1/2" #4 GND, 1/4" UD
IN 4" RGC IN TRENCH (BY OTHERS)
USED FOR LIGHTING UD

PROPOSED IDOT LIGHTING CONTROLLER "R"
STA. 2349+00, 150RT

NOTE 4

NOTES:

- SEE DRAWINGS ME-01 AND ME-02 FOR ELECTRICAL SYMBOLS AND ABBREVIATIONS.
- UNLESS OTHERWISE STATED, ALL NOTED CABLE AND CONDUIT TO BE FURNISHED AND INSTALLED UNDER THIS CONTRACT.
- THIS SHEET ONLY DEPICTS INSTALLATION OF CLOSED CIRCUIT TELEVISION ELEMENTS. SEE LIGHTING PLANS FOR LIGHTING ELEMENT INSTALLATION.
- CONTRACTOR SHALL CONNECT CAMERA POWER FEED TO THE AUXILIARY BREAKER IN THE LIGHTING CONTROLLER CABINET AS SHOWN ON DRAWING ME-19.
- SUPPORT ARM OF THE CCTV DOME CAMERA SHALL BE INSTALLED ON THE EXPRESSWAY SIDE OF THE HIGH-MAST LIGHT TOWER RING AS SHOWN ON DETAIL DRAWING DT-17. THE ARM SHALL BE PERPENDICULAR TO BOTH THE HIGH-MAST LIGHTING RING AND THE CENTERLINE OF THE EXPRESSWAY OR AS DIRECTED BY THE ENGINEER.
- SEE DRAWING COMM-21 FOR CCTV COMMUNICATIONS SYSTEM CONDUIT AND CABLE LAYOUT.
- SEE DRAWING DT-17 FOR CCTV CABINET MOUNTING DETAILS ON A HIGH-MAST LIGHT TOWER.



CCTV-15

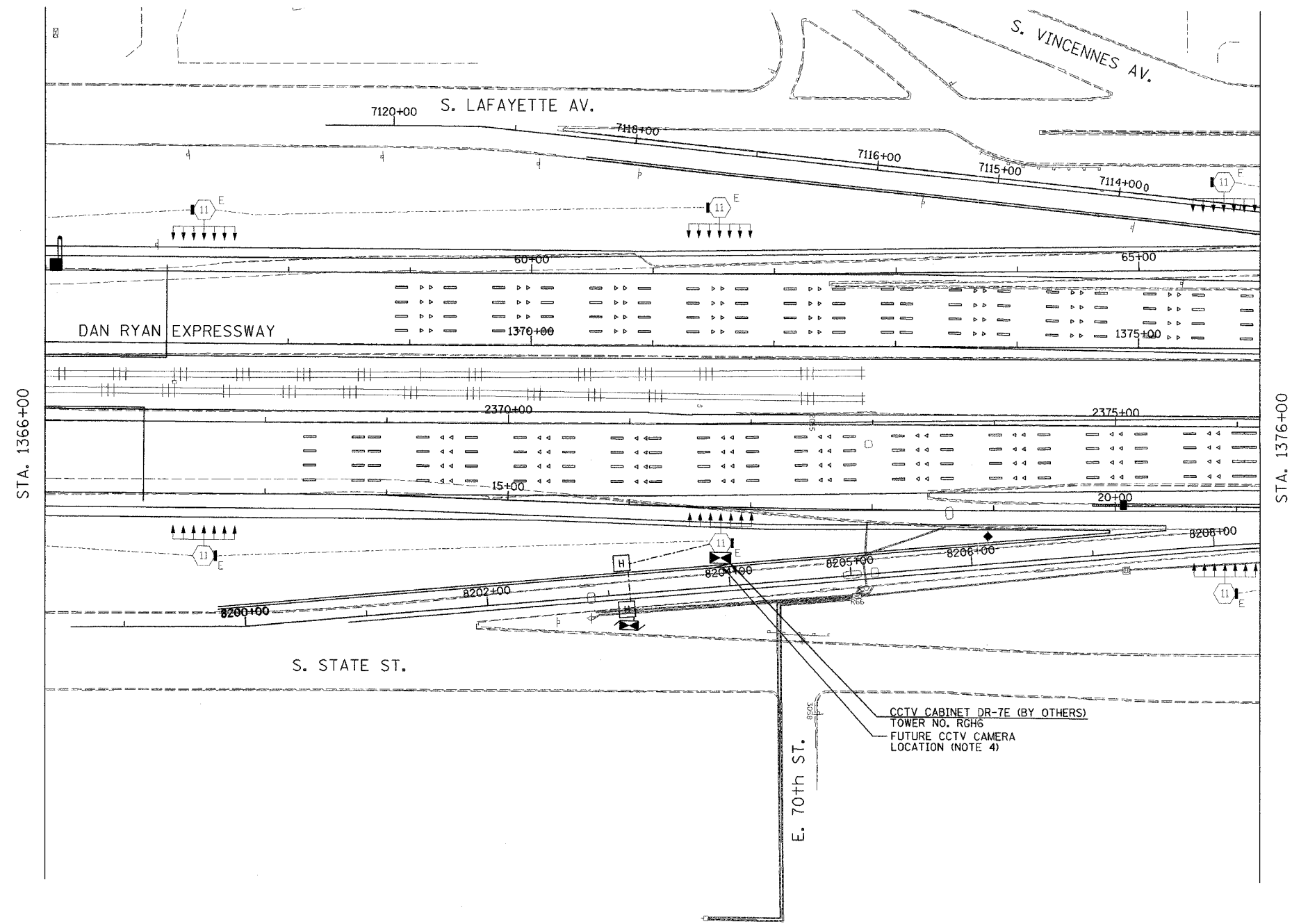
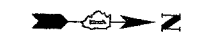
**Edwards
AND Kelcey**
ONE NORTH FRANKLIN
CHICAGO, IL 60606
PHONE: (312) 251-3000
FAX: (312) 251-3015
WEB: WWW.EKCORP.COM

| REVISIONS | |
|-----------|------|
| NAME | DATE |
| | |
| | |
| | |
| | |
| | |
| | |
| | |
| | |
| | |
| | |

ILLINOIS DEPARTMENT OF TRANSPORTATION
F.A.I. 94/90 (DAN RYAN EXPRESSWAY)
31st STREET TO I-57
CLOSED CIRCUIT TELEVISION
SITE LAYOUT
CAMERA DR-8A
CAMERA DR-8B (SHEET 2 OF 2)
SCALE: 1"=50'
DATE: October 29, 2004
DRAWN BY: DHI
CHECKED BY: MJL


P:\030019035\18\road\cctv\02015\2a.rvt 09/23/04 10/14/2004

| | | | |
|------------------------------|----------|------------------|-----------|
| SECTION | COUNTY | TOTAL SHEETS | SHEET NO. |
| 2003-0311 | COOK | 976 | 688 |
| STA. 1366+00 TO STA. 1376+00 | | | |
| FED. ROAD DIST. NO. | ILLINOIS | FED. AID PROJECT | |
| 62583 | | | |



- NOTES:**
1. SEE DRAWINGS ME-01 AND ME-02 FOR ELECTRICAL SYMBOLS AND ABBREVIATIONS.
 2. UNLESS OTHERWISE STATED, ALL NOTED CABLE AND CONDUIT TO BE FURNISHED AND INSTALLED UNDER THIS CONTRACT.
 3. THIS SHEET ONLY DEPICTS INSTALLATION OF CLOSED CIRCUIT TELEVISION ELEMENTS. SEE LIGHTING PLANS FOR LIGHTING ELEMENT INSTALLATION.
 4. SEE DRAWING COMM-23 FOR CCTV COMMUNICATIONS SYSTEM CONDUIT AND CABLE LAYOUT.

THIS SHEET PROVIDED FOR REFERENCE ONLY
ALL WORK TO BE DONE UNDER A SEPARATE CONTRACT (62733)



CCTV-16

| REVISIONS | |
|-----------|------|
| NAME | DATE |
| | |
| | |
| | |
| | |
| | |
| | |
| | |
| | |
| | |

ILLINOIS DEPARTMENT OF TRANSPORTATION
F.A.I. 94/90 (DAN RYAN EXPRESSWAY)
31st STREET to I-57
CLOSED CIRCUIT TELEVISION
SITE LAYOUT
CAMERA DR-7E

SCALE: 1"=50'
DATE: October 29, 2004

DRAWN BY: DHI
CHECKED BY: MJL

Edwards AND Kelcey
ONE NORTH FRANKLIN
CHICAGO, IL 60606
PHONE: (312) 251-3000
FAX: (312) 251-3015
WEB: WWW.EXCORP.COM

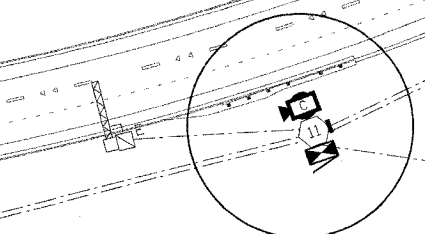
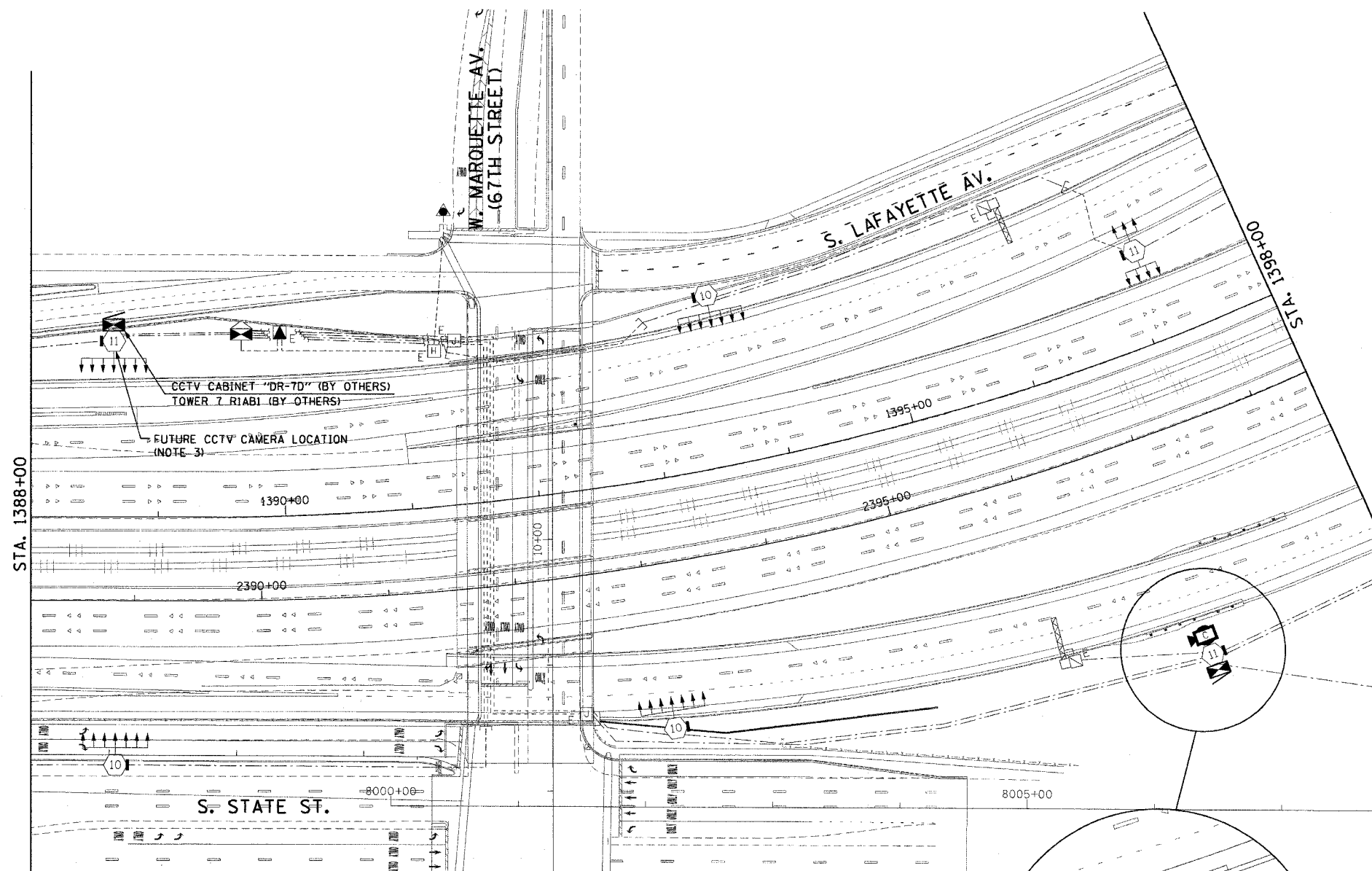
P:0300090305 Vis road cam 02/06/04

| | | | | |
|-----------------------|-----------|---------------------------|--------------|-----------|
| F.A.I. RTE. | SECTION | COUNTY | TOTAL SHEETS | SHEET NO. |
| 90/94 | 2003-0311 | COOK | 976 | 689 |
| STA. 1388+00.00 | | TO STA. 1398+00.00 | | |
| FED. ROAD DIST. NO. 1 | | ILLINOIS FED. AID PROJECT | | |

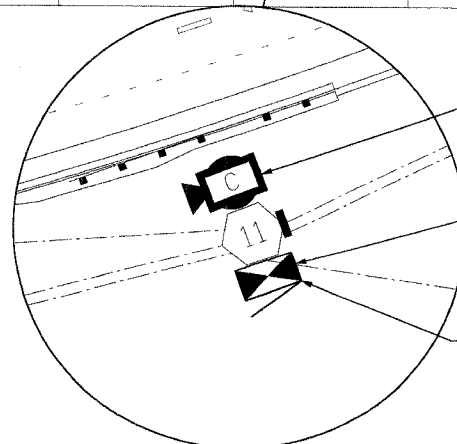
62583

NOTES:

1. SEE DRAWINGS ME-01 AND ME-02 FOR ELECTRICAL SYMBOLS AND ABBREVIATIONS.
2. SEE DRAWING DT-17 FOR CCTV CAMERA MOUNTING DETAILS ON A HIGH MAST LIGHT TOWER.
3. SEE DRAWING COMM-25 FOR CCTV COMMUNICATIONS SYSTEM CONDUIT AND CABLE LAYOUT.
4. SEE DRAWINGS DT-13 AND DT-14 FOR CCTV CABINET EQUIPMENT DETAILS.
5. THIS SHEET ONLY DEPICTS INSTALLATION OF CLOSED CIRCUIT TELEVISION SYSTEM. LIGHTING SYSTEM IS SHOWN FOR INFORMATION ONLY AND SHOULD BE INSTALLED AS SHOWN ON THE LIGHTING PLANS.




INSTALL AND CONNECT CCTV CAMERA SYSTEM ON HIGH-MAST LIGHT TOWER RING (NOTES 2, 3)



CCTV CABINET "DR-7C" (BY OTHERS) TOWER 7 RIGH2 (BY OTHERS)

INSTALL AND CONNECT NEW CCTV CABINET EQUIPMENT IN EXISTING CCTV CABINET "DR-7C" (NOTE 4)



CCTV-17

| REVISIONS | |
|-----------|------|
| NAME | DATE |
| | |
| | |
| | |
| | |
| | |
| | |
| | |
| | |
| | |
| | |

ILLINOIS DEPARTMENT OF TRANSPORTATION
F.A.I. 90/94 (DAN RYAN EXPRESSWAY)
31st STREET TO I-57
CLOSED CIRCUIT TELEVISION
SITE LAYOUT
CAMERA DR-7C
CAMERA DR-7D

SCALE: 1"=50'
DATE: October 29, 2004

DRAWN BY: HAR
CHECKED BY: BMW

CTE ENGINEERS
CONSOER TOWNSEND ENVIRONMENTAL ENGINEERS, INC.
303 EAST WACKER DRIVE, SUITE 600
CHICAGO ILLINOIS 60601-5212, PHONE: (312) 938-0300

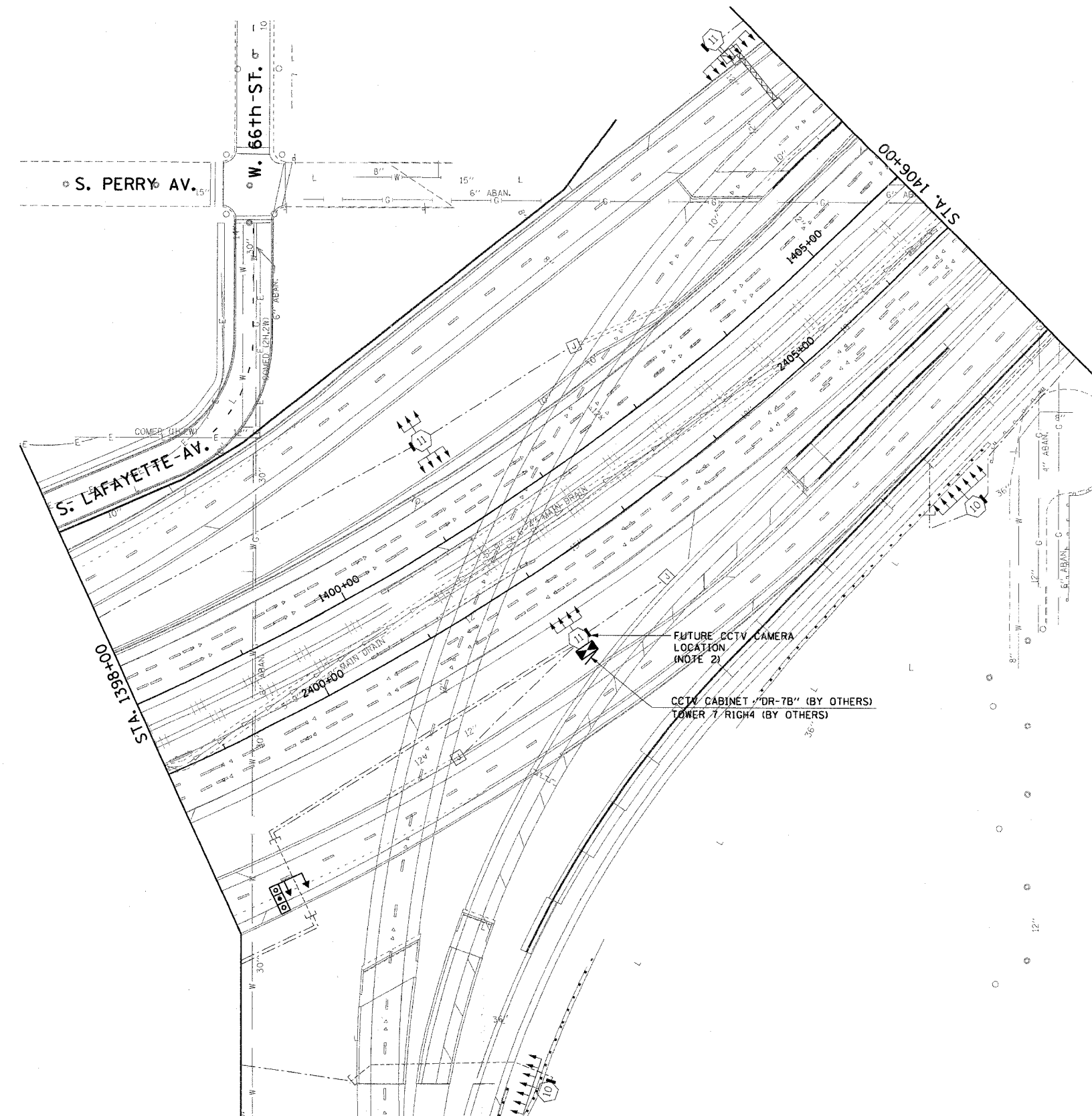
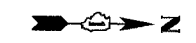
10/16/2004 09:44:13 AM

| | | | | |
|-----------------------|-----------|---------------------------|--------------|-----------|
| F.A.I. RTE. | SECTION | COUNTY | TOTAL SHEETS | SHEET NO. |
| 90/94 | 2003-0311 | COOK | 976 | 690 |
| STA. 1398+00.00 | | TO STA. 1406+00.00 | | |
| FED. ROAD DIST. NO. 1 | | ILLINOIS FED. AID PROJECT | | |

62583

NOTES:

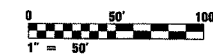
1. SEE DRAWING ME-01 AND ME-02 FOR ELECTRICAL SYMBOLS AND ABBREVIATIONS.
2. SEE DRAWING COMM-26 FOR CCTV COMMUNICATIONS SYSTEM CONDUIT AND CABLE LAYOUT.
3. THIS SHEET ONLY DEPICTS INSTALLATION OF CLOSED CIRCUIT TELEVISION SYSTEM. LIGHTING SYSTEM IS SHOWN FOR INFORMATION ONLY AND SHOULD BE INSTALLED AS SHOWN ON THE LIGHTING PLANS.



FUTURE CCTV CAMERA LOCATION (NOTE 2)

CCTV CABINET "DR-7B" (BY OTHERS)
TOWER 7 RICH4 (BY OTHERS)

THIS SHEET PROVIDED FOR REFERENCE ONLY
ALL CCTV WORK TO BE DONE UNDER A
SEPARATE CONTRACT (62733)



CCTV-18

CTE ENGINEERS
CONSOER TOWNSEND ENVIRONMENTAL ENGINEERS, INC.
303 EAST WACKER DRIVE, SUITE 600
CHICAGO, ILLINOIS 60601-5226, PHONE: (312) 938-0300

| REVISIONS | | ILLINOIS DEPARTMENT OF TRANSPORTATION F.A.I. 90/94 (DAN RYAN EXPRESSWAY) 31st STREET TO I-57 |
|------------------------|------|--|
| NAME | DATE | |
| | | CLOSED CIRCUIT TELEVISION SITE LAYOUT CAMERA DR-7B |
| | | |
| | | |
| | | |
| | | |
| | | |
| SCALE: 1"=50' | | DRAWN BY: HAR |
| DATE: October 29, 2004 | | CHECKED BY: BMW |

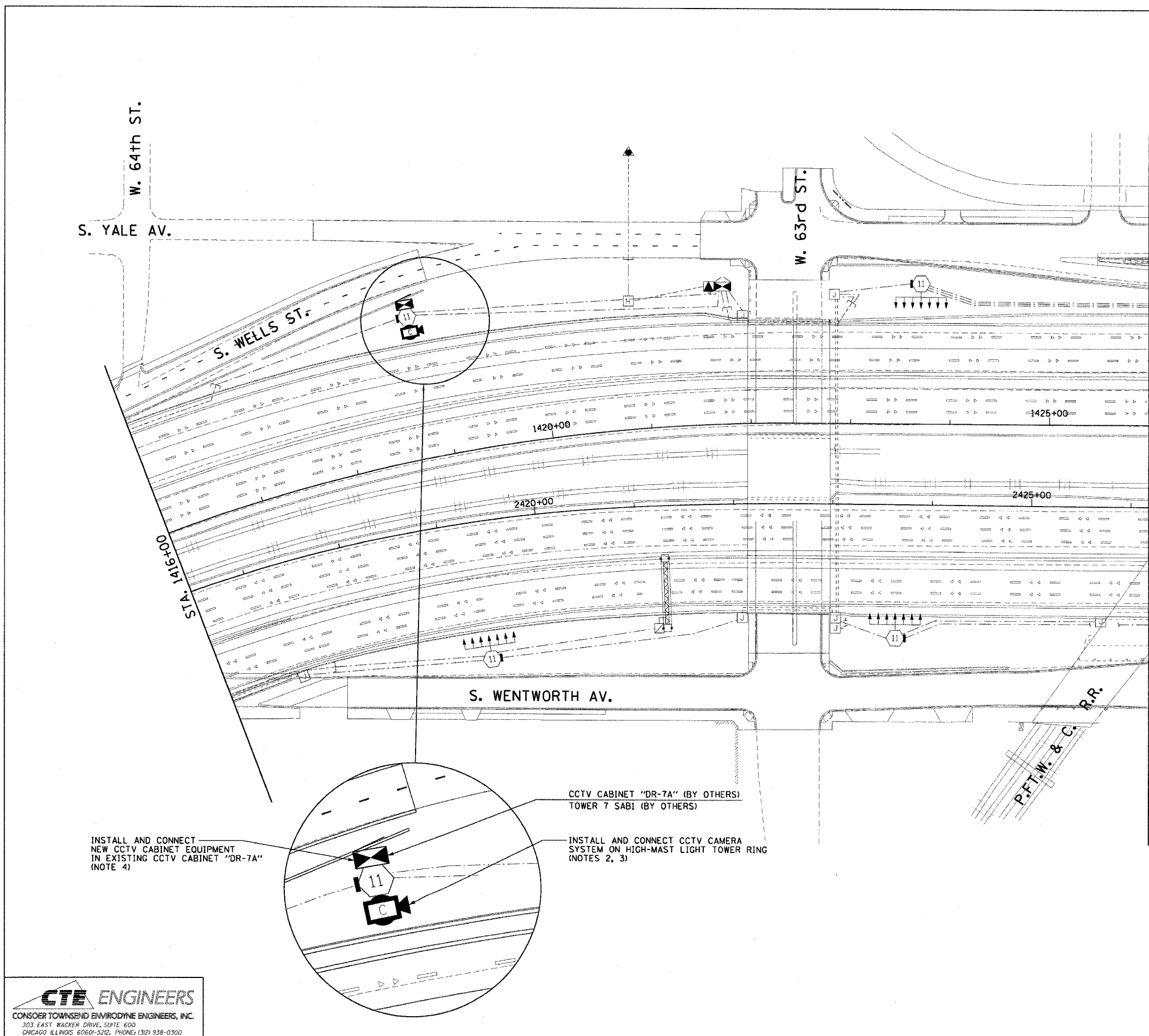
10/15/2004 08:44:15 AM

| | | | | |
|-----------------------|-----------|---------------------------|--------------|-----------|
| F.A.I. RTE. | SECTION | COUNTY | TOTAL SHEETS | SHEET NO. |
| 90/94 | 2003-0311 | COOK | 976 | 491 |
| STA. 1416+00.00 | | TO STA. 1426+00.00 | | |
| FED. ROAD DIST. NO. 1 | | ILLINOIS FED. AID PROJECT | | |

62583

NOTES:

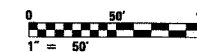
1. SEE DRAWINGS ME-01 AND ME-02 FOR ELECTRICAL SYMBOLS AND ABBREVIATIONS.
2. SEE DRAWING DT-17 FOR CCTV CAMERA MOUNTING DETAILS ON A HIGH MAST LIGHT TOWER.
3. SEE DRAWING COMM-28 FOR CCTV COMMUNICATIONS SYSTEM CONDUIT AND CABLE LAYOUT.
4. SEE DRAWINGS DT-13 AND DT-14 FOR CCTV CABINET EQUIPMENT DETAILS.
5. THIS SHEET ONLY DEPICTS INSTALLATION OF CLOSED CIRCUIT TELEVISION SYSTEM. LIGHTING SYSTEM IS SHOWN FOR INFORMATION ONLY AND SHOULD BE INSTALLED AS SHOWN ON THE LIGHTING PLANS.



INSTALL AND CONNECT NEW CCTV CABINET EQUIPMENT IN EXISTING CCTV CABINET "DR-7A" (NOTE 4)

CCTV CABINET "DR-7A" (BY OTHERS)
TOWER 7 SABI (BY OTHERS)

INSTALL AND CONNECT CCTV CAMERA SYSTEM ON HIGH-MAST LIGHT TOWER RING (NOTES 2, 3)



CCTV-19

| REVISIONS | |
|-----------|------|
| NAME | DATE |
| | |
| | |
| | |
| | |
| | |
| | |
| | |
| | |
| | |
| | |

ILLINOIS DEPARTMENT OF TRANSPORTATION
F.A.I. 90/94 (DAN RYAN EXPRESSWAY)
31st STREET TO I-57

CLOSED CIRCUIT TELEVISION
SITE LAYOUT
CAMERA DR-7A

SCALE: 1"=50'
DATE: October 29, 2004

DRAWN BY: HAR
CHECKED BY: BMW

CTE ENGINEERS
CONSOER TOWNSEND ENVIRONMENTAL ENGINEERS, INC.
303 EAST WACKER DRIVE, SUITE 600
CHICAGO ILLINOIS 60601-5212, PHONE: (312) 938-0300

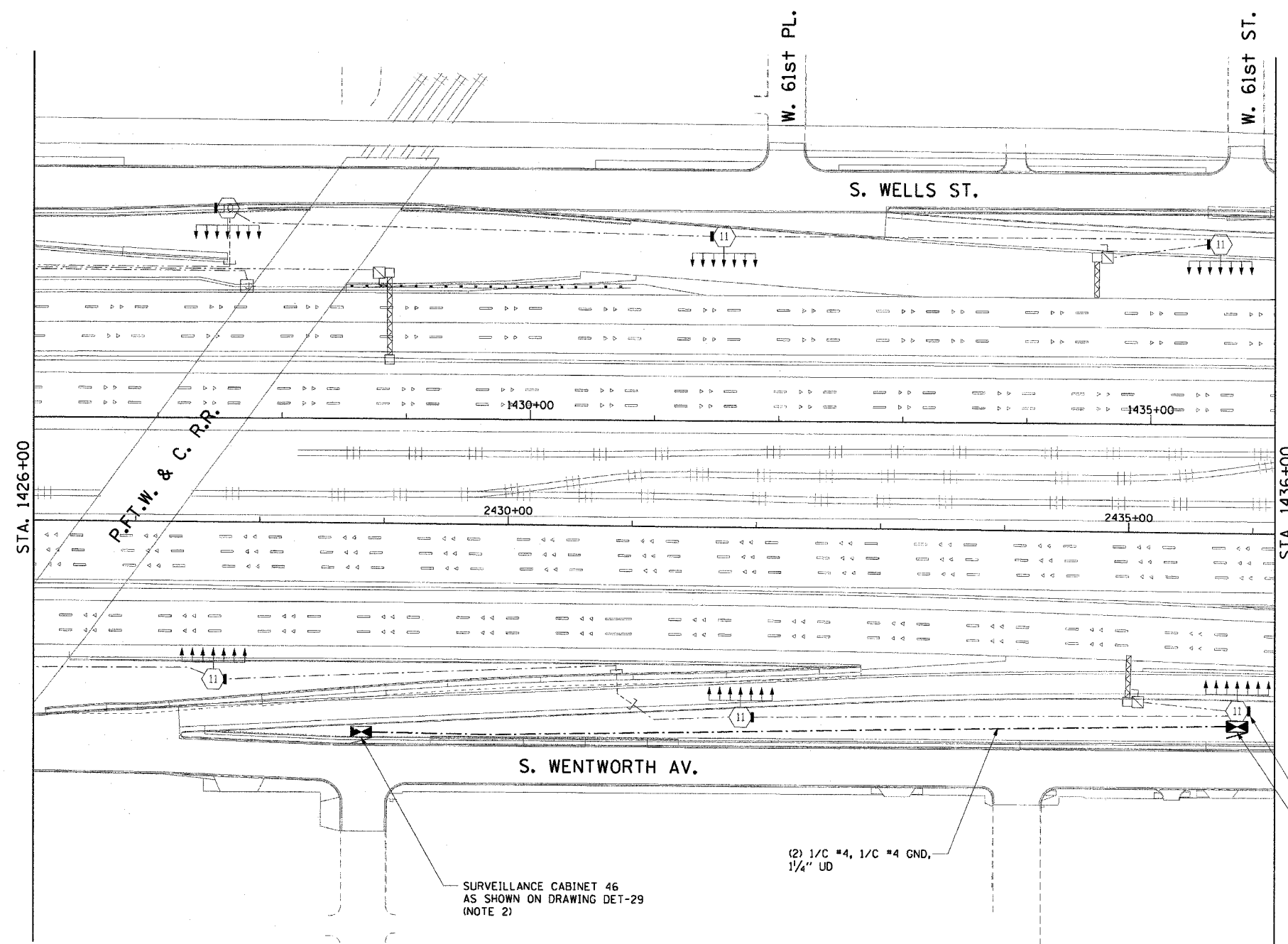
10/15/2004 08:44:16 AM

| | | | | |
|-----------------------|-----------|---------------------------|--------------|-----------|
| F.A.I. RTE. | SECTION | COUNTY | TOTAL SHEETS | SHEET NO. |
| 90/94 | 2003-0311 | COOK | 976 | 442 |
| STA. 1426+00.00 | | TO STA. 1436+00.00 | | |
| FED. ROAD DIST. NO. 1 | | ILLINOIS FED. AID PROJECT | | |

62583

NOTES:


1. SEE DRAWINGS ME-01 AND ME-02 FOR ELECTRICAL SYMBOLS AND ABBREVIATIONS.
2. CONTRACTOR SHALL CONNECT CAMERA POWER FEED TO TERMINAL BLOCK TWO IN IDOT SURVEILLANCE CABINET 46 AS SHOWN ON DRAWING DT-36.
3. CONTRACTOR SHALL COIL A MINIMUM OF 20 FEET OF 120 VOLT POWER CABLE AT THE BASE OF THE LIGHT TOWER FOR FUTURE CCTV CAMERA.
4. SEE DRAWING COMM-29 FOR CCTV COMMUNICATIONS SYSTEM CONDUIT AND CABLE LAYOUT.
5. SEE DRAWING DT-17 FOR CCTV CABINET MOUNTING DETAILS ON A HIGH-MAST LIGHT TOWER.
6. THIS SHEET ONLY DEPICTS INSTALLATION OF CLOSED CIRCUIT TELEVISION SYSTEM. LIGHTING SYSTEM IS SHOWN FOR INFORMATION ONLY AND SHOULD BE INSTALLED AS SHOWN ON THE LIGHTING PLANS.



FUTURE CCTV CAMERA LOCATION (NOTES 3, 4)
 INSTALL CCTV CABINET "DR-6D" (NOTE 5)
 TOWER 7 SGH4

SURVEILLANCE CABINET 46 AS SHOWN ON DRAWING DET-29 (NOTE 2)

(2) 1/C #4, 1/C #4 GND, 1/4" UD



CCTV-20

| REVISIONS | |
|-----------|------|
| NAME | DATE |
| | |
| | |
| | |
| | |
| | |
| | |
| | |
| | |
| | |
| | |

ILLINOIS DEPARTMENT OF TRANSPORTATION
 F.A.I. 90/94 (DAN RYAN EXPRESSWAY)
 31st STREET TO I-57

CLOSED CIRCUIT TELEVISION
 SITE LAYOUT
 CAMERA DR-6D

SCALE: 1"=50' DRAWN BY: HAR
 DATE: October 29, 2004 CHECKED BY: BMW

CTE ENGINEERS
 CONSER TOWNSEND ENVIRONMENTAL ENGINEERS, INC.
 303 EAST WACKER DRIVE, SUITE 600
 CHICAGO, ILLINOIS 60601-5225, PHONE: (312) 938-0300


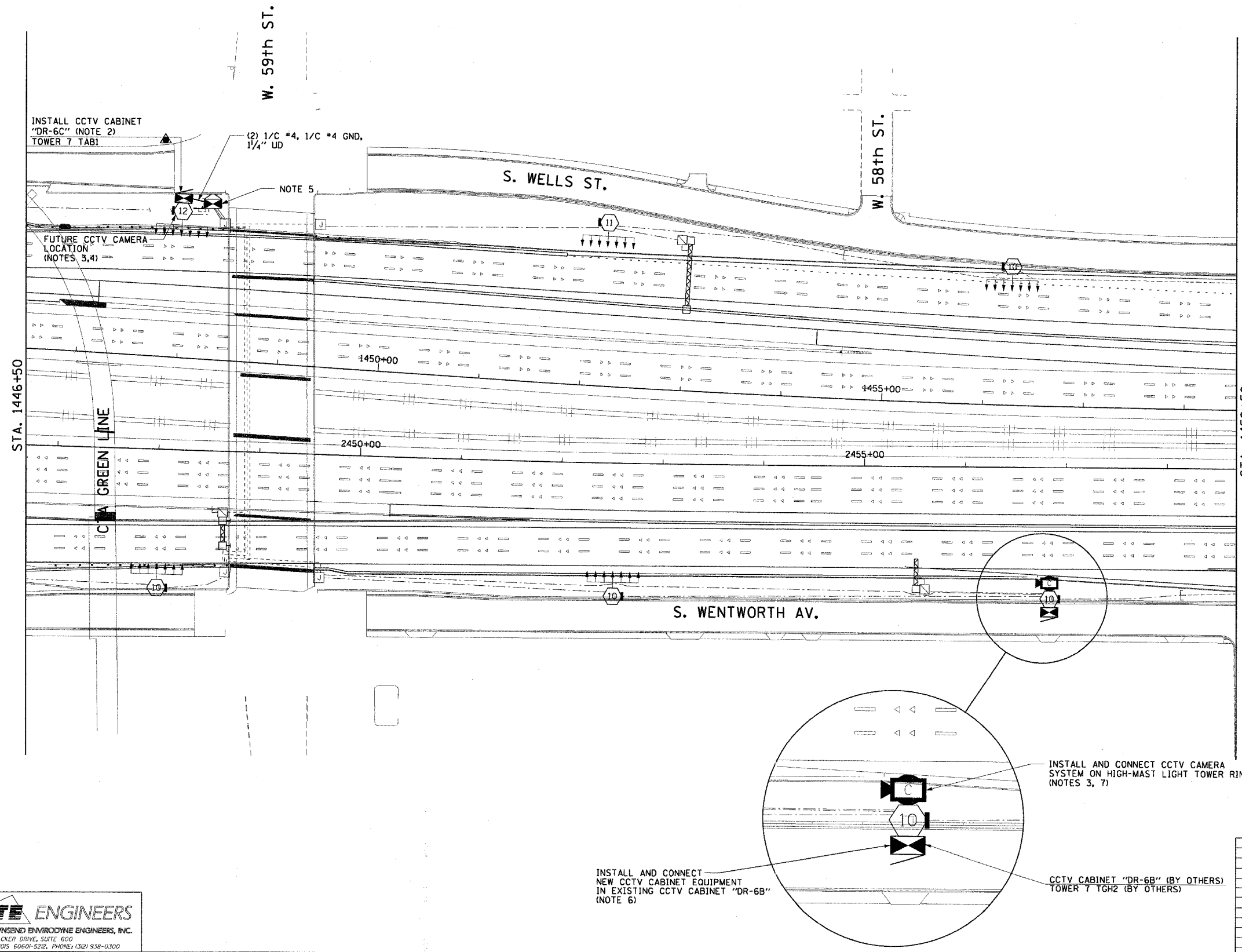
10/15/2004 08:44:19 AM

| | | | | |
|-----------------------|-----------|---------------------------|--------------|-----------|
| F.A.I. RTE. | SECTION | COUNTY | TOTAL SHEETS | SHEET NO. |
| 90/94 | 2003-0311 | COOK | 976 | 693 |
| STA. 1446+50.00 | | TO STA. 1458+50.00 | | |
| FED. ROAD DIST. NO. 1 | | ILLINOIS FED. AID PROJECT | | |

62583

NOTES:

- SEE DRAWINGS ME-01 AND ME-02 FOR ELECTRICAL SYMBOLS AND ABBREVIATIONS.
- SEE DRAWING DT-17 FOR CCTV CABINET MOUNTING DETAILS ON A HIGH MAST LIGHT TOWER.
- SEE DRAWING COMM-31 FOR CCTV COMMUNICATIONS SYSTEM CONDUIT AND CABLE LAYOUT.
- CONTRACTOR SHALL COIL A MINIMUM OF 20 FEET OF 120 VOLT POWER CABLE AT THE BASE OF THE LIGHT TOWER FOR FUTURE CCTV CAMERA.
- CONTRACTOR MUST CONNECT CAMERA POWER FEED TO THE AUXILIARY BREAKER IN THE LIGHTING CONTROLLER CABINET AS SHOWN ON DRAWING ME-19.
- SEE DRAWINGS DT-13 AND DT-14 FOR CCTV CABINET EQUIPMENT DETAILS.
- SEE DRAWING DT-17 FOR CCTV CAMERA MOUNTING DETAILS ON A HIGH MAST LIGHT TOWER.
- THIS SHEET ONLY DEPICTS INSTALLATION OF CLOSED CIRCUIT TELEVISION SYSTEM. LIGHTING SYSTEM IS SHOWN FOR INFORMATION ONLY AND SHOULD BE INSTALLED AS SHOWN ON THE LIGHTING PLANS.



CCTV-21

CTE ENGINEERS
CONSOER TOWNSEND ENVIRONMENTAL ENGINEERS, INC.
303 EAST WACKER DRIVE, SUITE 600
CHICAGO ILLINOIS 60601-5202, PHONE: (312) 938-0300

| REVISIONS | |
|-----------|------|
| NAME | DATE |
| | |
| | |
| | |
| | |
| | |
| | |
| | |
| | |
| | |
| | |

ILLINOIS DEPARTMENT OF TRANSPORTATION
F.A.I. 90/94 (DAN RYAN EXPRESSWAY)
31st STREET TO I-57
CLOSED CIRCUIT TELEVISION
SITE LAYOUT
CAMERA DR-6B
CAMERA DR-6C
SCALE: 1"=50'
DATE: October 29, 2004
DRAWN BY: HAR
CHECKED BY: BWM

10/15/2004 08:44:22 AM


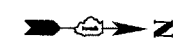
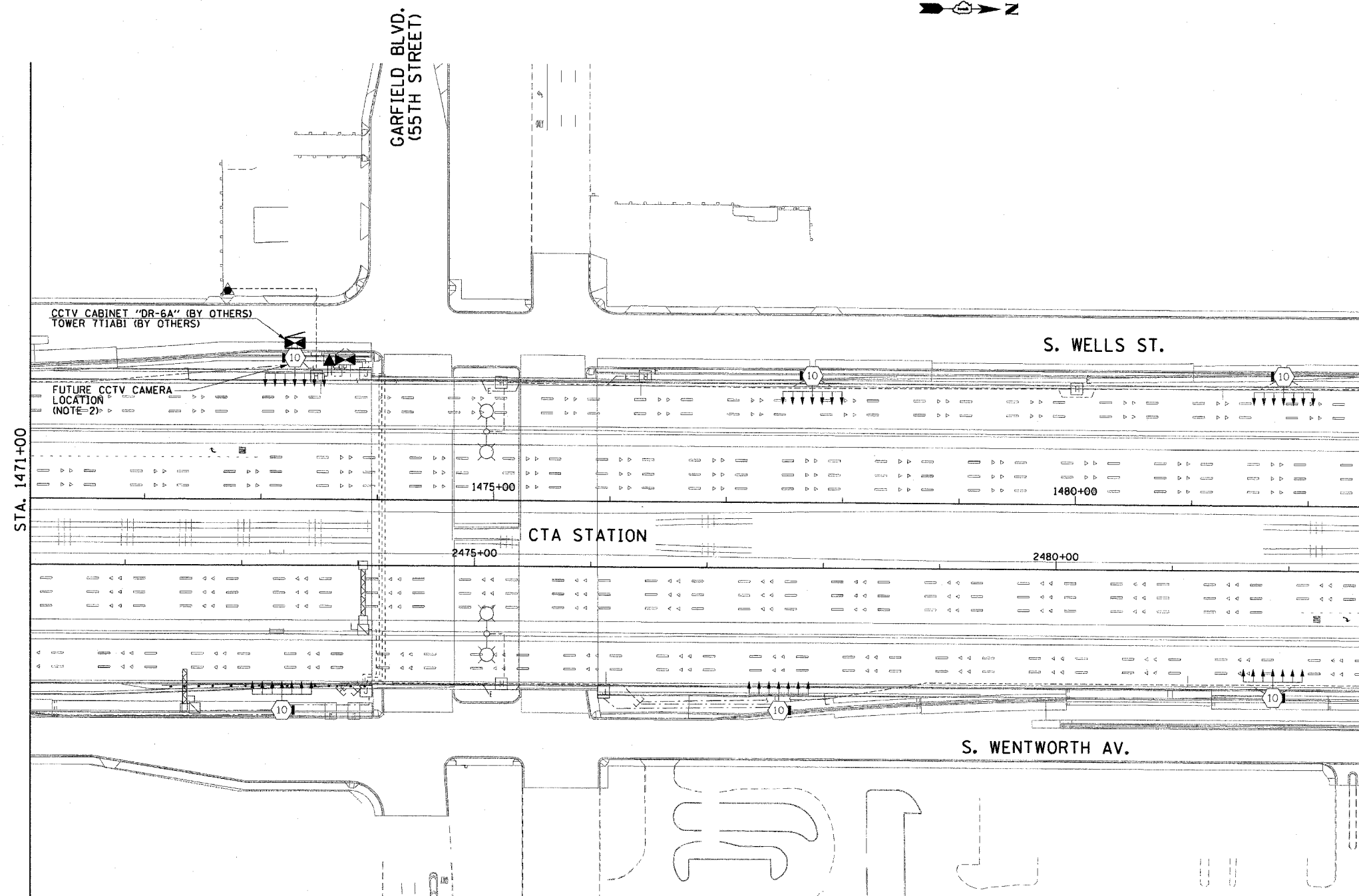
| | | | | |
|-----------------------|-----------|---------------------------|--------------|-----------|
| F.A.I. RTE. | SECTION | COUNTY | TOTAL SHEETS | SHEET NO. |
| 90/94 | 2003-0311 | COOK | 976 | 694 |
| STA. 1471+00.00 | | TO STA. 1482+50.00 | | |
| FED. ROAD DIST. NO. 1 | | ILLINOIS FED. AID PROJECT | | |

62583

NOTES:

1. SEE DRAWINGS ME-01 AND ME-02 FOR ELECTRICAL SYMBOLS AND ABBREVIATIONS.
2. SEE DRAWING COMM-33 FOR CCTV COMMUNICATIONS SYSTEM CONDUIT AND CABLE LAYOUT
3. THIS SHEET ONLY DEPICTS INSTALLATION OF CLOSED CIRCUIT TELEVISION SYSTEM. LIGHTING SYSTEM IS SHOWN FOR INFORMATION ONLY AND SHOULD BE INSTALLED AS SHOWN ON THE LIGHTING PLANS.

THIS SHEET PROVIDED FOR REFERENCE ONLY. ALL CCTV WORK TO BE DONE UNDER A SEPARATE CONTRACT (62733)



CTE ENGINEERS
 CONSOER TOWNSEND ENVIRONMENTAL ENGINEERS, INC.
 303 EAST WACKER DRIVE, SUITE 600
 CHICAGO, ILLINOIS 60601-5212, PHONE: (312) 938-0300

| REVISIONS | |
|-----------|------|
| NAME | DATE |
| | |
| | |
| | |
| | |
| | |
| | |
| | |
| | |
| | |
| | |

ILLINOIS DEPARTMENT OF TRANSPORTATION
 F.A.I. 90/94 (DAN RYAN EXPRESSWAY)
 31st STREET TO I-57

**CLOSED CIRCUIT TELEVISION
 SITE LAYOUT
 CAMERA DR-6A**

SCALE: 1"=50'
 DATE: October 29, 2004

DRAWN BY: HAR
 CHECKED BY: BMW

CCTV-22

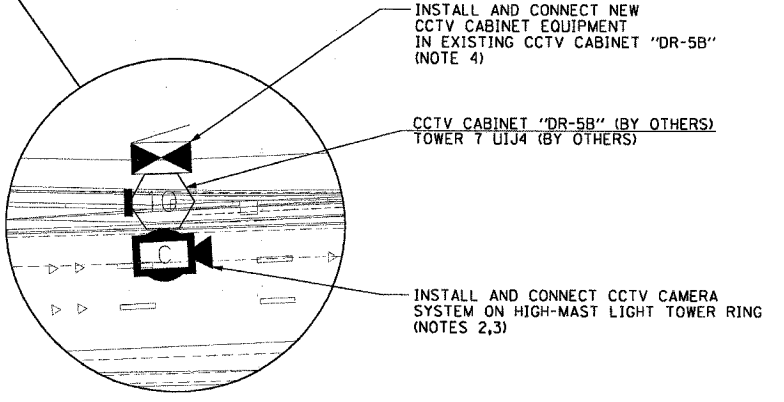
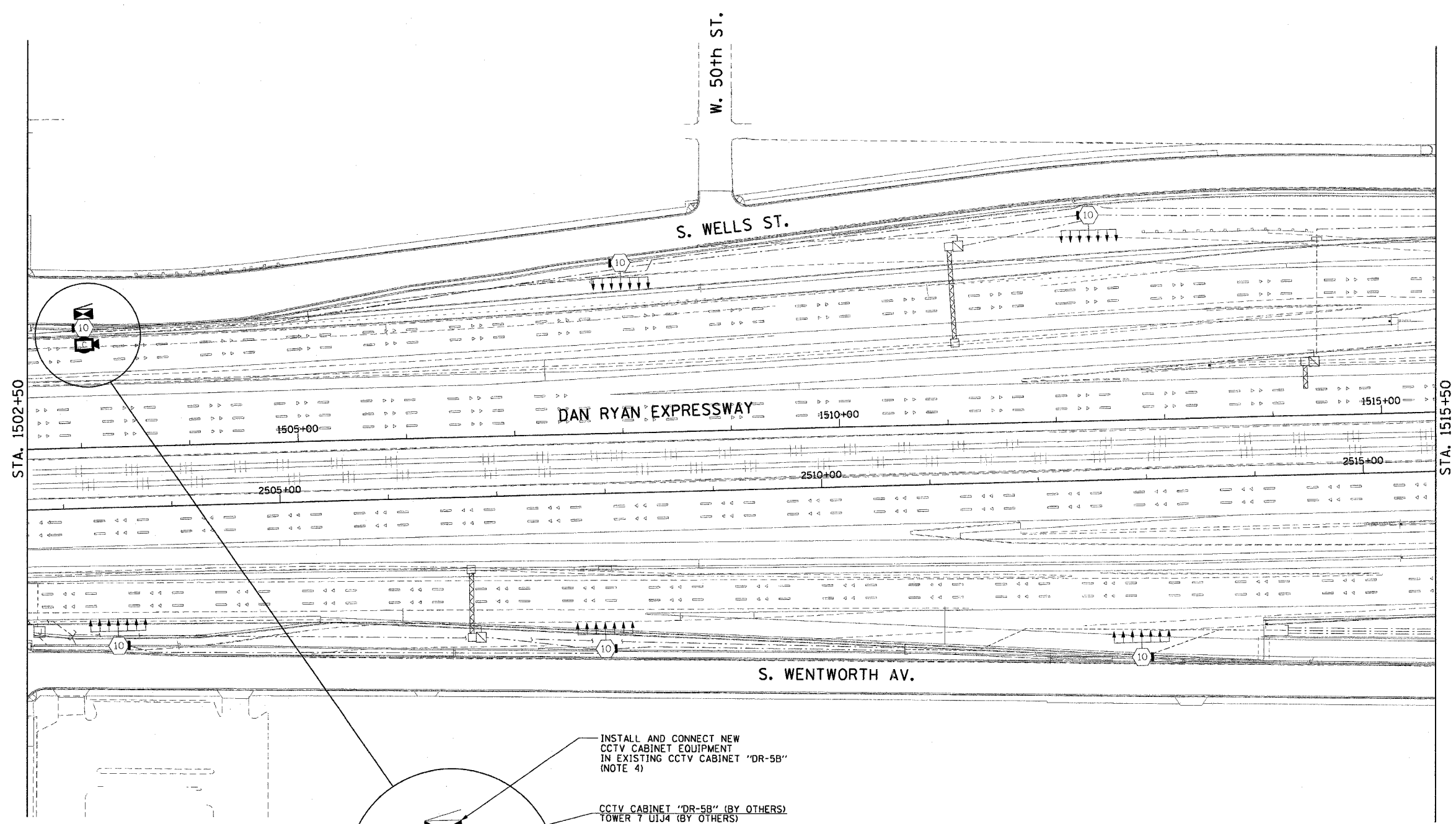
10/15/2004 06:44:23 AM

| | | | | |
|-----------------------|-----------|--------------------|------------------|-----------|
| F.A.I. RTE. | SECTION | COUNTY | TOTAL SHEETS | SHEET NO. |
| 90/94 | 2003-0311 | COOK | 976 | 695 |
| STA. 1506+50.00 | | TO STA. 1518+00.00 | | |
| FED. ROAD DIST. NO. 1 | | ILLINOIS | FED. AID PROJECT | |

62583

NOTES:

- SEE DRAWINGS ME-01 AND ME-02 FOR ELECTRICAL SYMBOLS AND ABBREVIATIONS.
- SEE DRAWING DT-17 FOR CCTV CAMERA MOUNTING DETAILS ON A HIGH MAST LIGHT TOWER.
- SEE DRAWING COMM-35 FOR CCTV COMMUNICATIONS SYSTEM CONDUIT AND CABLE LAYOUT.
- SEE DRAWINGS DT-13 AND DT-14 FOR CCTV CABINET EQUIPMENT DETAILS.
- THIS SHEET ONLY DEPICTS INSTALLATION OF CLOSED CIRCUIT TELEVISION SYSTEM. LIGHTING SYSTEM IS SHOWN FOR INFORMATION ONLY AND SHOULD BE INSTALLED AS SHOWN ON THE LIGHTING PLANS.



CCTV-23

| REVISIONS | |
|-----------|------|
| NAME | DATE |
| | |
| | |
| | |
| | |
| | |
| | |
| | |
| | |
| | |
| | |

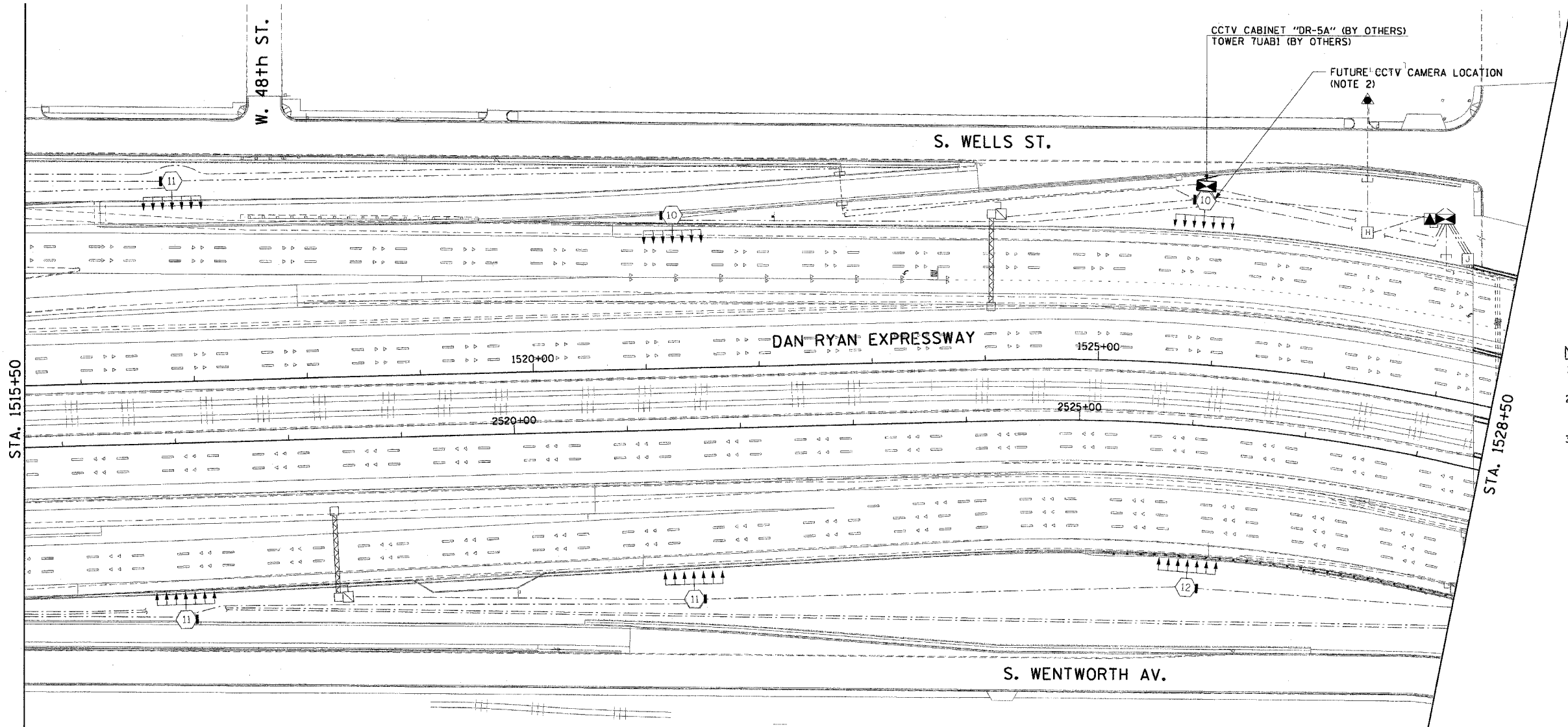
ILLINOIS DEPARTMENT OF TRANSPORTATION
 F.A.I. 90/94 (DAN RYAN EXPRESSWAY)
 31st STREET TO I-57
**CLOSED CIRCUIT TELEVISION
 SITE LAYOUT
 CAMERA DR-5B**
 SCALE: 1"=50' DRAWN BY: HAR
 DATE: October 29, 2004 CHECKED BY: BMW

CTE ENGINEERS
 CONSER TOWNSEND ENVIRONMENTAL ENGINEERS, INC.
 303 EAST WACKER DRIVE, SUITE 600
 CHICAGO, ILLINOIS 60601-5202, PHONE: (312) 938-0300

10/15/2004 06:44:25 AM

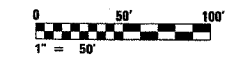
| | | | | |
|-----------------------|-----------|---------------------------|--------------|-----------|
| F.A.I. RTE. | SECTION | COUNTY | TOTAL SHEETS | SHEET NO. |
| 90/94 | 2003-0311 | COOK | 976 | 696 |
| STA. 1518+00.00 | | TO STA. 1530+50.00 | | |
| FED. ROAD DIST. NO. 1 | | ILLINOIS FED. AID PROJECT | | |

62583



- NOTES:**
1. SEE DRAWINGS ME-01 AND ME-02 FOR ELECTRICAL SYMBOLS AND ABBREVIATIONS.
 2. SEE DRAWING COMM-37 FOR CCTV COMMUNICATIONS SYSTEM CONDUIT AND CABLE LAYOUT.
 3. THIS SHEET ONLY DEPICTS INSTALLATION OF CLOSED CIRCUIT TELEVISION SYSTEM. LIGHTING SYSTEM IS SHOWN FOR INFORMATION ONLY AND SHOULD BE INSTALLED AS SHOWN ON THE LIGHTING PLANS.

THIS SHEET PROVIDED FOR REFERENCE ONLY
 ALL CCTV WORK TO BE DONE UNDER A
 SEPARATE CONTRACT (62733)



CCTV-24

| REVISIONS | |
|-----------|------|
| NAME | DATE |
| | |
| | |
| | |
| | |
| | |
| | |
| | |
| | |
| | |
| | |

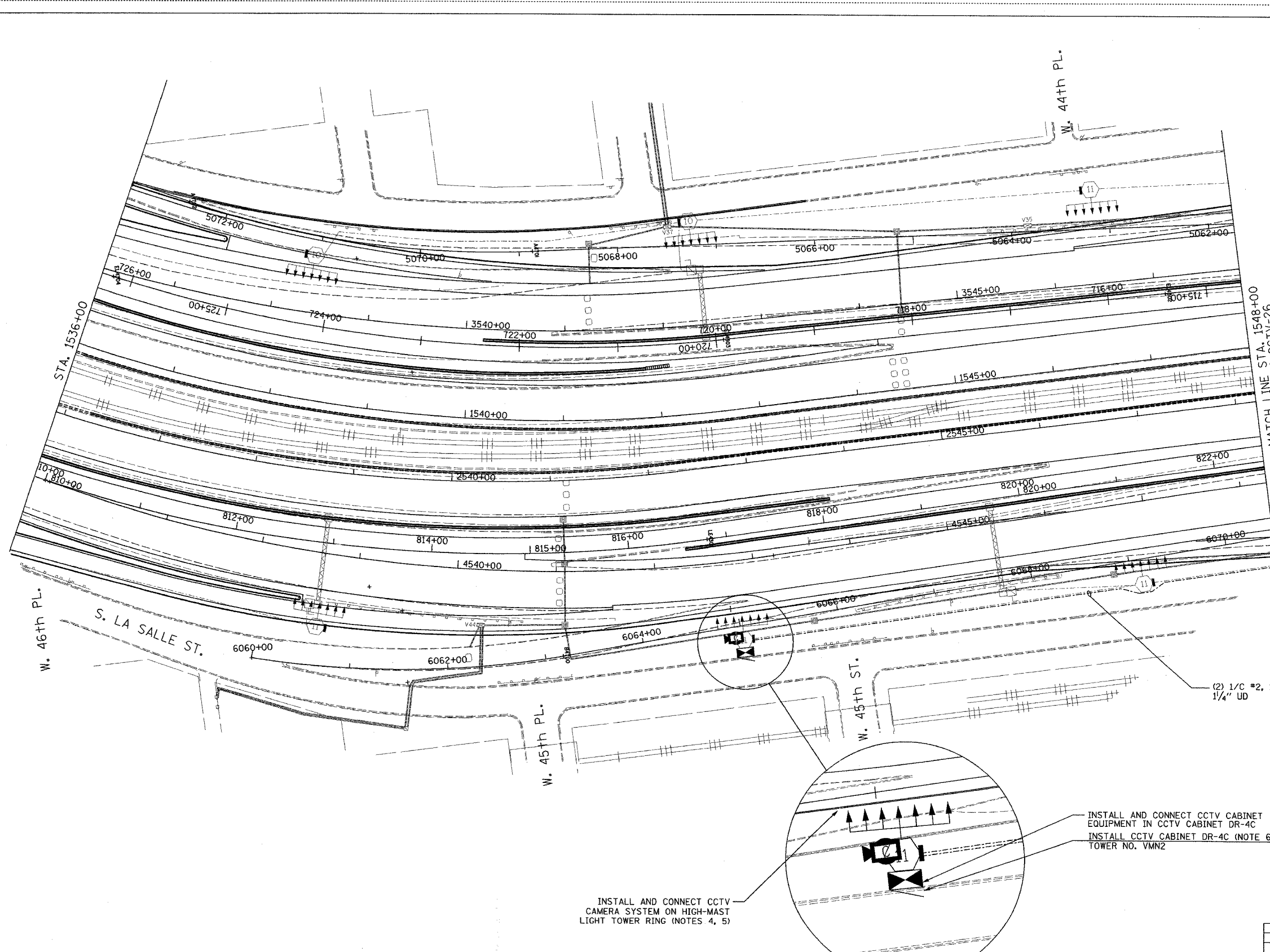
ILLINOIS DEPARTMENT OF TRANSPORTATION
 F.A.I. 90/94 (DAN RYAN EXPRESSWAY)
 31st STREET TO I-57
 CLOSED CIRCUIT TELEVISION
 SITE LAYOUT
 CAMERA DR-5A

SCALE: 1"=50'
 DATE: October 29, 2004
 DRAWN BY: HAR
 CHECKED BY: BMW

CTE ENGINEERS
 CONSER TOWNSEND ENVIRONMENTAL ENGINEERS, INC.
 303 EAST WACKER DRIVE, SUITE 600
 CHICAGO, ILLINOIS 60601-5222, PHONE: (312) 938-0300

m:\p\0466\elect\9-15-04\contract 2\cctv\2002\90a.dwg 10/15/2004 08:44:27 AM

| | | | |
|------------------------------|----------|------------------|-----------|
| SECTION | COUNTY | TOTAL SHEETS | SHEET NO. |
| 2003-0311 | COOK | 976 | 697 |
| STA. 1536+00 TO STA. 1548+00 | | | |
| FED. ROAD DIST. NO. | ILLINOIS | FED. AID PROJECT | |
| 62583 | | | |

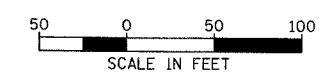


- NOTES:
1. SEE DRAWINGS ME-01 AND ME-02 FOR ELECTRICAL SYMBOLS AND ABBREVIATIONS.
 2. UNLESS OTHERWISE STATED, ALL NOTED CABLE AND CONDUIT TO BE FURNISHED AND INSTALLED UNDER THIS CONTRACT.
 3. THIS SHEET ONLY DEPICTS INSTALLATION OF CLOSED CIRCUIT TELEVISION ELEMENTS. SEE LIGHTING PLANS FOR LIGHTING ELEMENT INSTALLATION.
 4. SUPPORT ARM OF THE CCTV DOME CAMERA SHALL BE INSTALLED ON THE EXPRESSWAY SIDE OF THE HIGH-MAST LIGHT TOWER RING AS SHOWN ON DETAIL DRAWING DT-17. THE ARM SHALL BE PERPENDICULAR TO BOTH THE HIGH-MAST LIGHTING RING AND THE CENTERLINE OF THE EXPRESSWAY OR AS DIRECTED BY THE ENGINEER.
 5. SEE DRAWING COMM-39 FOR CCTV COMMUNICATIONS SYSTEM CONDUIT AND CABLE LAYOUT.
 6. SEE DRAWING DT-17 FOR CCTV CABINET MOUNTING DETAILS ON A HIGH-MAST LIGHT TOWER.

(2) 1/C #2, 1/C #2 GND, 1/4" UD

INSTALL AND CONNECT CCTV CAMERA SYSTEM ON HIGH-MAST LIGHT TOWER RING (NOTES 4, 5)

INSTALL AND CONNECT CCTV CABINET EQUIPMENT IN CCTV CABINET DR-4C
INSTALL CCTV CABINET DR-4C (NOTE 6)
TOWER NO. VMN2



CCTV-25

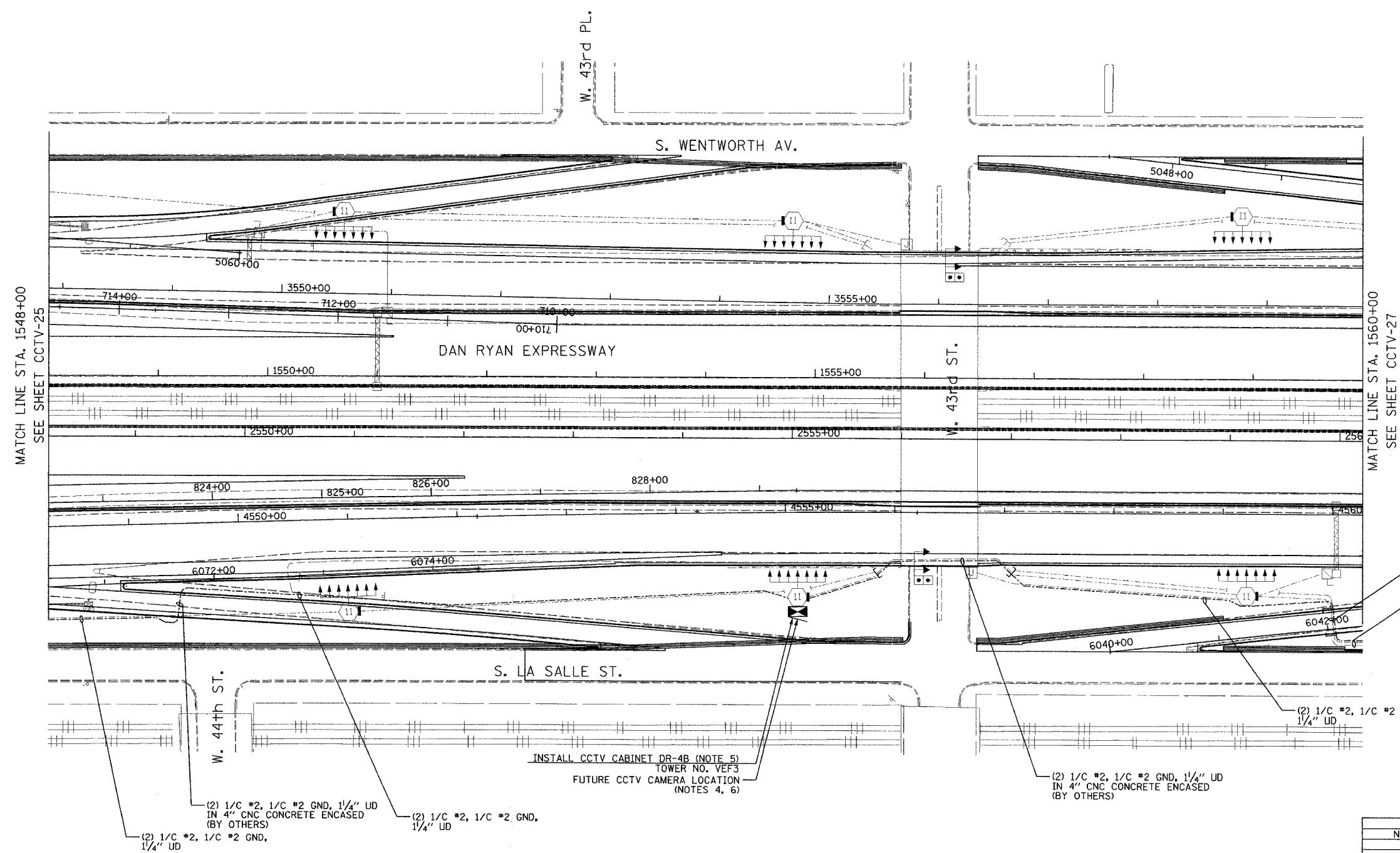
| REVISIONS | |
|-----------|------|
| NAME | DATE |
| | |
| | |
| | |
| | |
| | |
| | |
| | |
| | |
| | |
| | |

ILLINOIS DEPARTMENT OF TRANSPORTATION
F.A.I. 94/90 (DAN RYAN EXPRESSWAY)
31st STREET TO I-57
CLOSED CIRCUIT TELEVISION
SITE LAYOUT
CAMERA DR-4C (SHEET 1 OF 3)
SCALE: 1"=50'
DATE: October 29, 2004
DRAWN BY: DHI
CHECKED BY: MJL

Edwards AND Kelcey
ONE NORTH FRANKLIN
CHICAGO, IL 60606
PHONE: (312) 251-3000
FAX: (312) 251-3015
WEB: WWW.EKCORP.COM

10/14/2004 09:23:32 AM

| | | | |
|---------------------|---------------------------|--------------|-----------|
| SECTION | COUNTY | TOTAL SHEETS | SHEET NO. |
| 2003-0311 | COOK | 976 | 698 |
| STA. 1548+00 | TO STA. 1560+00 | | |
| FED. ROAD DIST. NO. | ILLINOIS FED. AID PROJECT | | |
| 62583 | | | |




- NOTES:**
- SEE DRAWINGS ME-01 AND ME-02 FOR ELECTRICAL SYMBOLS AND ABBREVIATIONS.
 - UNLESS OTHERWISE STATED, ALL CONDUIT TO BE FURNISHED AND INSTALLED UNDER THIS CONTRACT.
 - UNLESS OTHERWISE STATED, ALL ELECTRIC CABLE TO BE FURNISHED AND INSTALLED UNDER THIS CONTRACT.
 - SEE DRAWING COMM-40 FOR CCTV COMMUNICATIONS SYSTEM CONDUIT AND CABLE LAYOUT.
 - SEE DRAWING DT-17 FOR CCTV CABINET MOUNTING DETAILS ON A HIGH-MAST LIGHT TOWER.
 - CONTRACTOR SHALL SPLICE (2) 1/C #2, 1/C #2 GND IN CCTV CABINET DR-4B FOR CABINET DR-4C POWER FEED. SEE DRAWING CCTV-25 FOR CONTINUATION.

(2) 1/C #2, 1/C #2 GND, 1/4" UD IN 4" CNC CONCRETE ENCASED (BY OTHERS)
(2) 1/C #2, 1/C #2 GND, 1/4" UD

(2) 1/C #2, 1/C #2 GND, 1/4" UD

(2) 1/C #2, 1/C #2 GND, 1/4" UD IN 4" CNC CONCRETE ENCASED (BY OTHERS)

(2) 1/C #2, 1/C #2 GND, 1/4" UD IN 4" CNC CONCRETE ENCASED (BY OTHERS)
(2) 1/C #2, 1/C #2 GND, 1/4" UD



CCTV-26

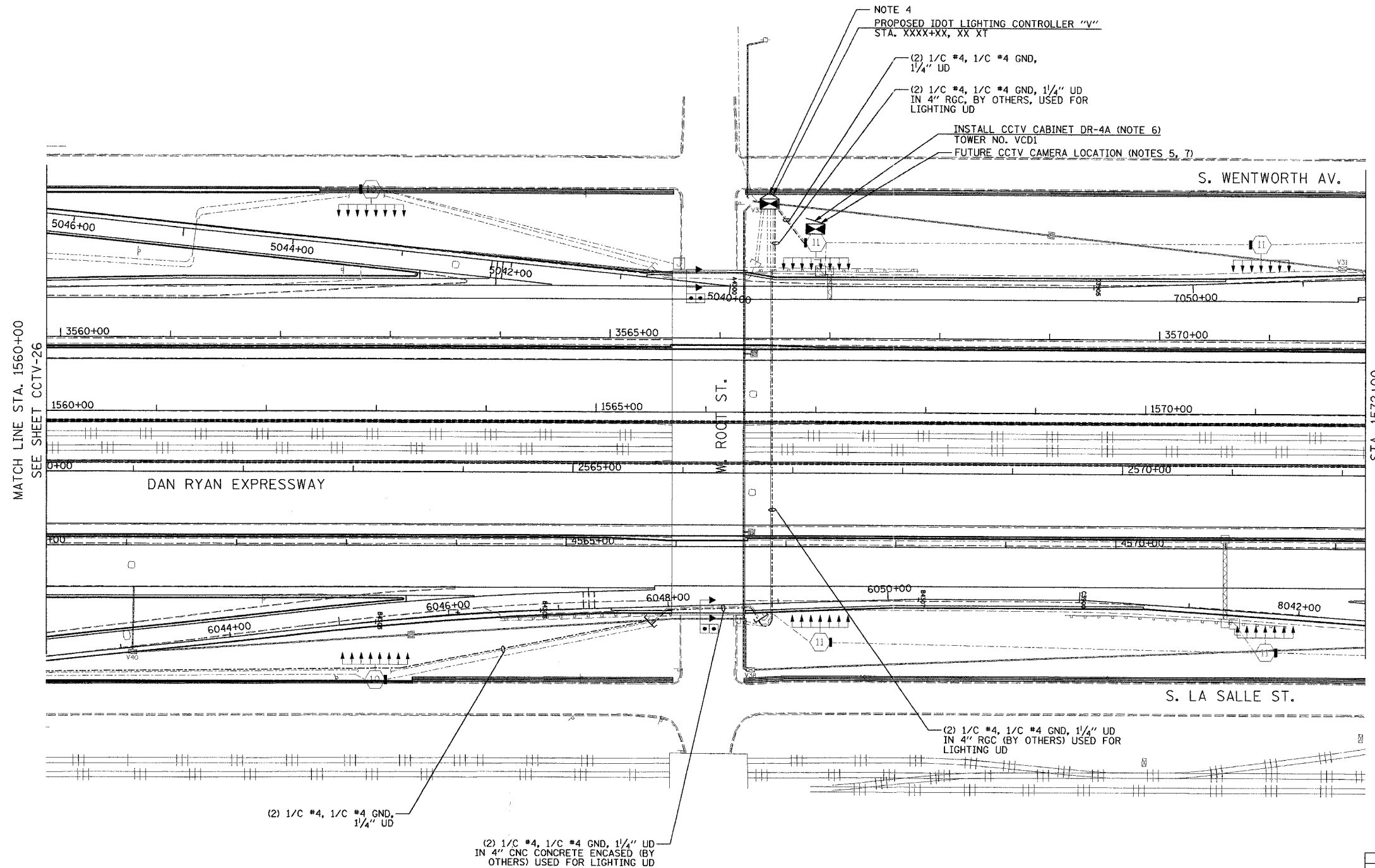
| REVISIONS | |
|-----------|------|
| NAME | DATE |
| | |
| | |
| | |
| | |
| | |
| | |
| | |
| | |
| | |
| | |

ILLINOIS DEPARTMENT OF TRANSPORTATION
F.A.I. 94/90 (DAN RYAN EXPRESSWAY)
31st STREET to I-57
CLOSED CIRCUIT TELEVISION
SITE LAYOUT
CAMERA DR-4C (SHEET 2 OF 3)
CAMERA DR-4B (SHEET 1 OF 2)
SCALE: 1"=50'
DATE: October 29, 2004
DRAWN BY: DHI
CHECKED BY: MJL

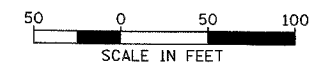
Edwards AND Kelcey
ONE NORTH FRANKLIN
CHICAGO, IL 60606
PHONE: (312) 251-3000
FAX: (312) 251-3015
WEB: WWW.EKCORP.COM

P:\030009\0351\58\cadd\cctv\0202626.sst 10/14/2004 09:23:33 AM

| | | | |
|------------------------------|----------|------------------|-----------|
| SECTION | COUNTY | TOTAL SHEETS | SHEET NO. |
| 2003-0311 | COOK | 976 | 699 |
| STA. 1560+00 TO STA. 1572+00 | | | |
| FED. ROAD DIST. NO. | ILLINOIS | FED. AID PROJECT | |
| 62583 | | | |



- NOTES:**
- SEE DRAWINGS ME-01 AND ME-02 FOR ELECTRICAL SYMBOLS AND ABBREVIATIONS.
 - UNLESS OTHERWISE STATED, ALL NOTED CABLE AND CONDUIT TO BE FURNISHED AND INSTALLED UNDER THIS CONTRACT.
 - THIS SHEET ONLY DEPICTS INSTALLATION OF CLOSED CIRCUIT TELEVISION ELEMENTS. SEE LIGHTING PLANS FOR LIGHTING ELEMENT INSTALLATION.
 - CONTRACTOR SHALL CONNECT CAMERA POWER FEED TO THE AUXILIARY BREAKER IN THE LIGHTING CONTROLLER CABINET AS SHOWN ON DRAWING ME-19.
 - SEE DRAWING COMM-41 FOR CCTV COMMUNICATIONS SYSTEM CONDUIT AND CABLE LAYOUT.
 - SEE DRAWING DT-17 FOR CCTV CABINET MOUNTING DETAILS ON A HIGH-MAST LIGHT TOWER.
 - CONTRACTOR SHALL COIL A MINIMUM OF 20 FEET OF 120-VOLT POWER CABLE AT THE BASE OF THE LIGHT TOWER FOR FUTURE CCTV CAMERA.



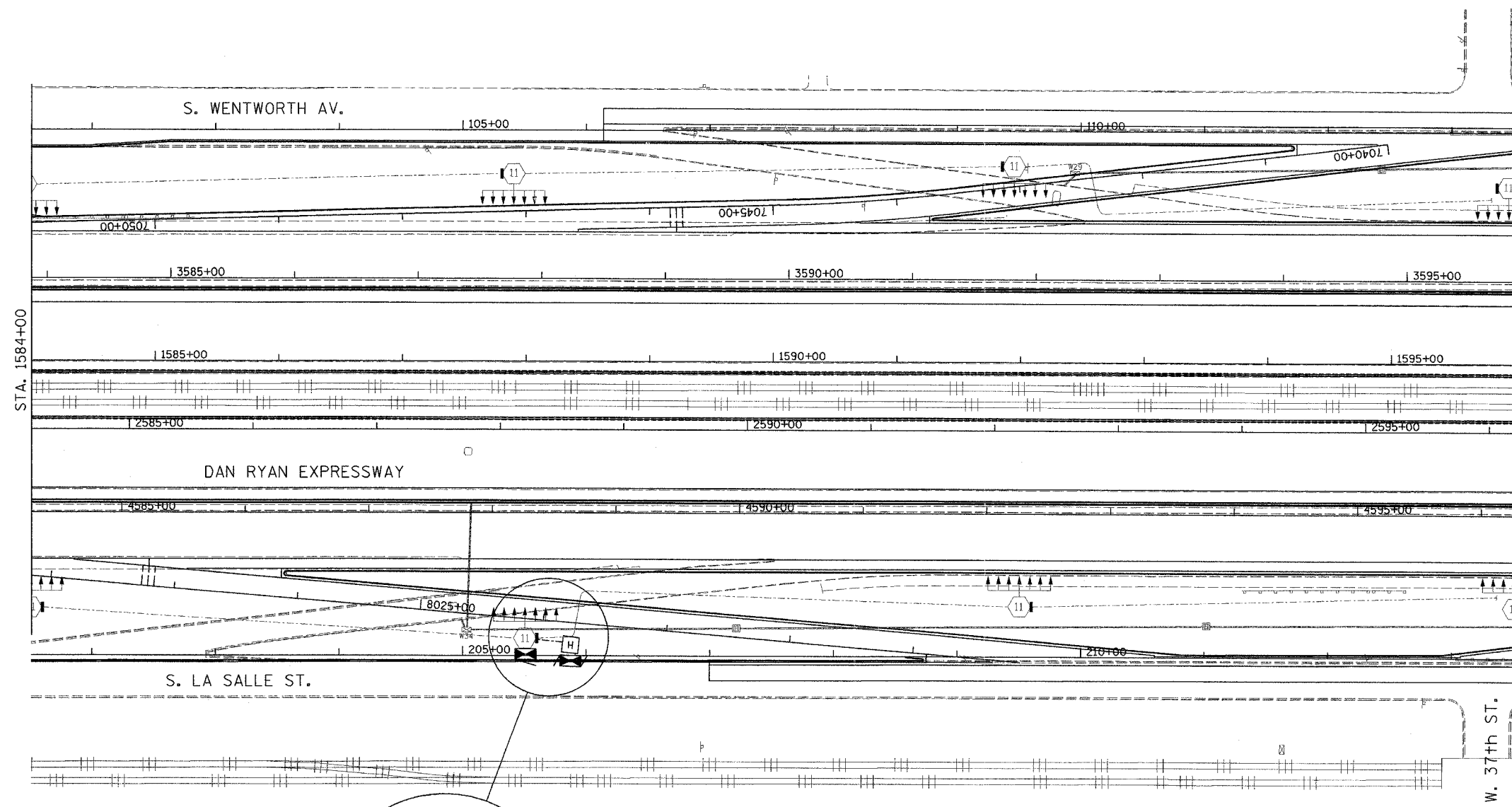
CCTV-27

| REVISIONS | | ILLINOIS DEPARTMENT OF TRANSPORTATION F.A.I. 94/90 (DAN RYAN EXPRESSWAY) 31st STREET to I-57 CLOSED CIRCUIT TELEVISION SITE LAYOUT CAMERA DR-4C (SHEET 3 OF 3) CAMERA DR-4A, DR-4B (SHEET 2 OF 2) SCALE: 1"=50' DATE: October 29, 2004 | DRAWN BY: DHI CHECKED BY: MJL |
|-----------|------|--|----------------------------------|
| NAME | DATE | | |
| | | | |
| | | | |
| | | | |
| | | | |
| | | | |

Edwards AND Kelcey
 ONE NORTH FRANKLIN
 CHICAGO, IL 60606
 PHONE: (312) 251-3000
 FAX: (312) 251-3015
 WEB: WWW.EKCORP.COM

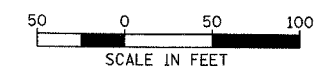
P:\030019\035\Vis\card\card\cctv\2027\26.dwg 10/14/2004 09:23:34 AM

| | | | |
|------------------------------|----------|------------------|-----------|
| SECTION | COUNTY | TOTAL SHEETS | SHEET NO. |
| 2003-0311 | COOK | 976 | 700 |
| STA. 1584+00 TO STA. 1596+00 | | | |
| FED. ROAD DIST. NO. | ILLINOIS | FED. AID PROJECT | |
| 62583 | | | |



MATCHLINE STA. 1596+00
SEE SHEET CCTV-29

- NOTES:**
1. SEE DRAWINGS ME-01 AND ME-02 FOR ELECTRICAL SYMBOLS AND ABBREVIATIONS.
 2. UNLESS OTHERWISE STATED, ALL NOTED CABLE AND CONDUIT TO BE FURNISHED AND INSTALLED UNDER THIS CONTRACT.
 3. THIS SHEET ONLY DEPICTS INSTALLATION OF CLOSED CIRCUIT TELEVISION ELEMENTS. SEE LIGHTING PLANS FOR LIGHTING ELEMENT INSTALLATION.
 4. CONTRACTOR SHALL CONNECT CAMERA POWER FEED TO TERMINAL BLOCK TWO IN IDOT CONTROLLER CABINET 32 AS SHOWN ON DRAWING DT-36.
 5. SEE DRAWING COMM-43 FOR CCTV COMMUNICATIONS SYSTEM CONDUIT AND CABLE LAYOUT.
 6. SEE DRAWING DT-17 FOR CCTV CABINET MOUNTING DETAILS ON A HIGH-MAST LIGHT TOWER.
 7. CONTRACTOR SHALL COIL A MINIMUM OF 20 FEET OF 120-VOLT POWER CABLE AT THE BASE OF THE LIGHT TOWER FOR FUTURE CCTV CAMERA.



CCTV-28

| REVISIONS | |
|-----------|------|
| NAME | DATE |
| | |
| | |
| | |
| | |
| | |
| | |
| | |
| | |
| | |
| | |

ILLINOIS DEPARTMENT OF TRANSPORTATION
 F.A.I. 94/90 (DAN RYAN EXPRESSWAY)
 31st STREET to I-57
 CLOSED CIRCUIT TELEVISION
 SITE LAYOUT
 CAMERA DR-3D
 SCALE: 1"=50'
 DATE: October 29, 2004
 DRAWN BY: DHI
 CHECKED BY: MJL

Edwards AND Kelcey
 ONE NORTH FRANKLIN
 CHICAGO, IL 60608
 PHONE: (312) 251-3000
 FAX: (312) 251-3015
 WEB: WWW.EKCORP.COM

09/23/04 09:23:35 AM