

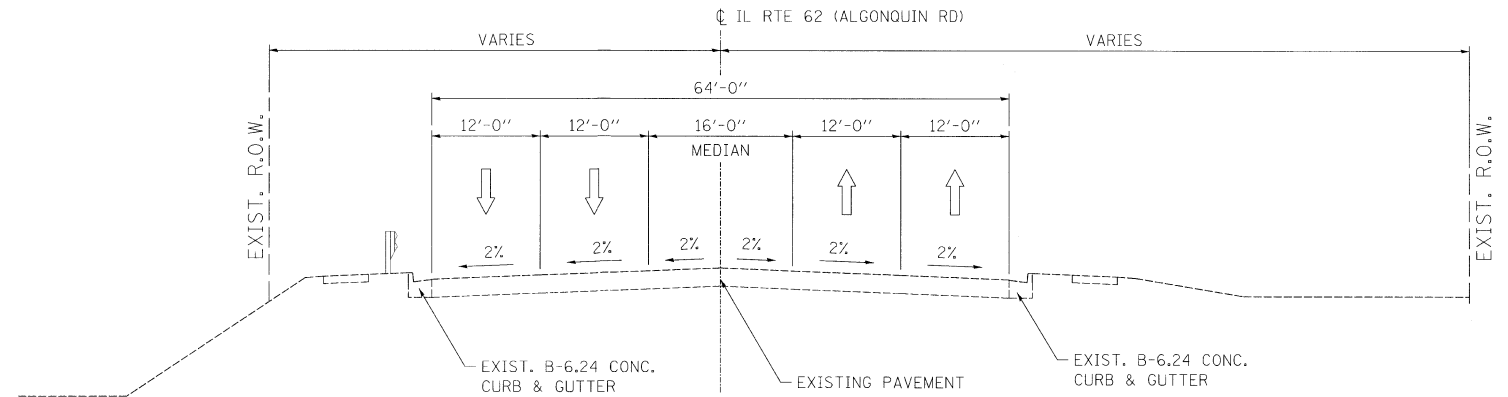
DETAIL A

- NOTES:
1. REINFORCEMENT BARS AND DOWEL BARS TO BE PROVIDED PER ABOVE DETAIL SHALL BE INCLUDED IN THE CONTRACT COST PER FOOT FOR "CONCRETE BARRIER, SINGLE FACE, 34 INCH HEIGHT".
 2. TRANSITION TO ABOVE CONFIGURATION FROM APPROACH ROADWAY PARAPET CONFIGURATION TO BE PROVIDED WITHIN LIMITS OF APPROACH ROADWAY PAVEMENT. THIS WORK SHALL BE INCLUDED IN THE CONTRACT COST PER CUBIC YARD FOR "CONCRETE SUPERSTRUCTURE".

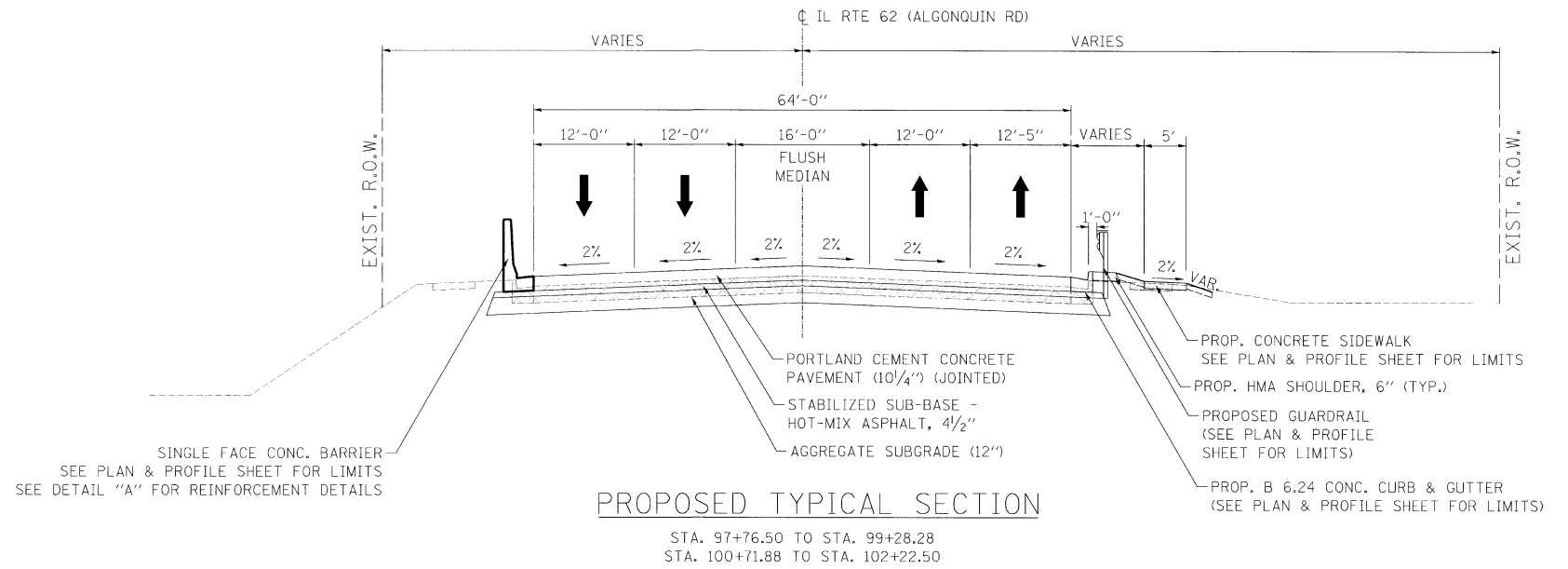
HOT-MIX ASPHALT MIXTURE REQUIREMENTS	
MIXTURE TYPE	AIR VOIDS
STABILIZED SUBBASE	
STABILIZED SUB-BASE - HOT-MIX ASPHALT, 4 1/2"	2% @ 30 Gyr.
PAVEMENT RESURFACING	
POLYMERIZED HOT-MIX ASPHALT SURFACE COURSE, MIX "F", N90, (IL 9.5), 2"	4% @ 90 Gyr.
HOT-MIX ASPHALT SHOULDERS, 6"	
HOT-MIX ASPHALT SHOULDER, HMA BINDER IL-19.0mm, 6"	2% @ 30 Gyr.
ENTRANCES AND DRIVEWAYS	
HOT-MIX ASPHALT SURFACE COURSE, MIX "C", N50, (IL 9.5); 2"	4% @ 50 Gyr.
HOT-MIX ASPHALT BASE COURSE, HMA BINDER IL-19.0; 8"	4% @ 50 Gyr.

THE UNIT WEIGHT USED TO CALCULATE ALL HMA SURFACE MIXTURE QUANTITIES IS 112 LBS/SQ YD/IN.

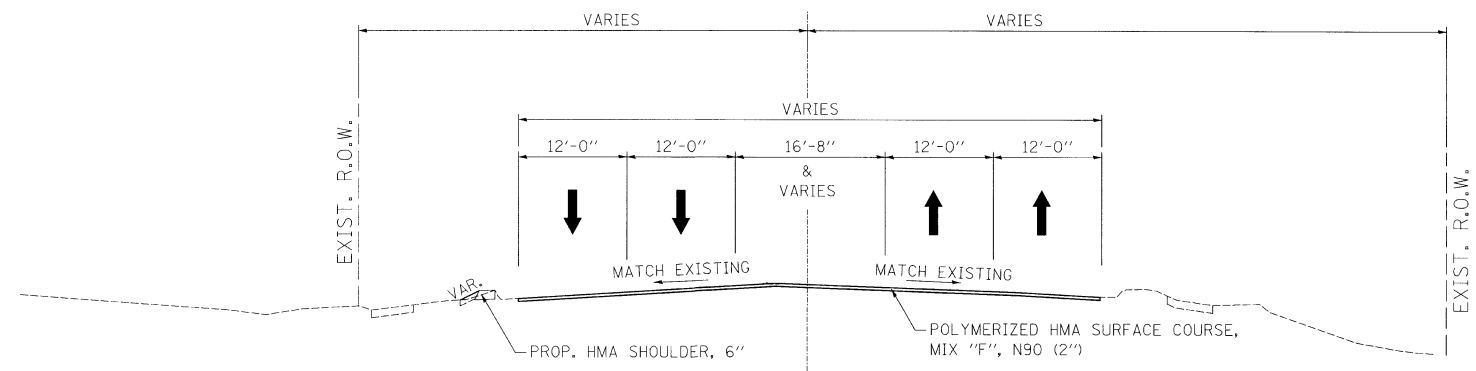
THE "AC TYPE" FOR POLYMERIZED HMA MIXES SHALL BE "SBS/SBR PG 70-22" AND FOR NON-POLYMERIZED HMA THE "AC TYPE" SHALL BE "PG 64-22" UNLESS MODIFIED BY DISTRICT ONE SPECIAL PROVISIONS. FOR "PERCENT OF RAP" SEE DISTRICT ONE SPECIAL PROVISIONS.



EXISTING TYPICAL SECTION



PROPOSED TYPICAL SECTION



PROPOSED TYPICAL SECTION