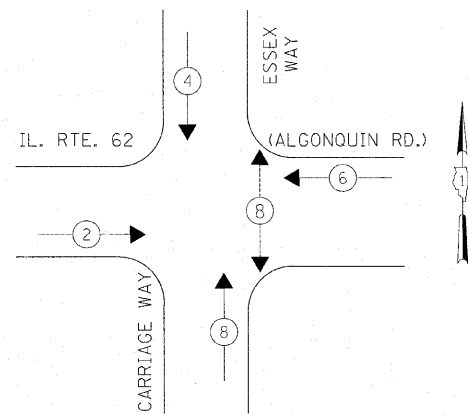


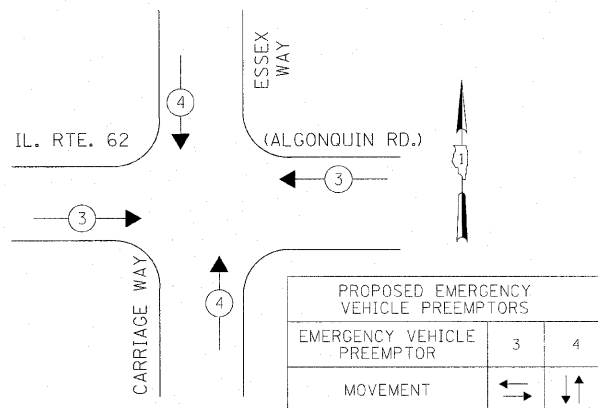
CONTROLLER SEQUENCE



TEMPORARY PHASE DESIGNATION DIAGRAM
STAGES: STAGE 1 AND STAGE 2

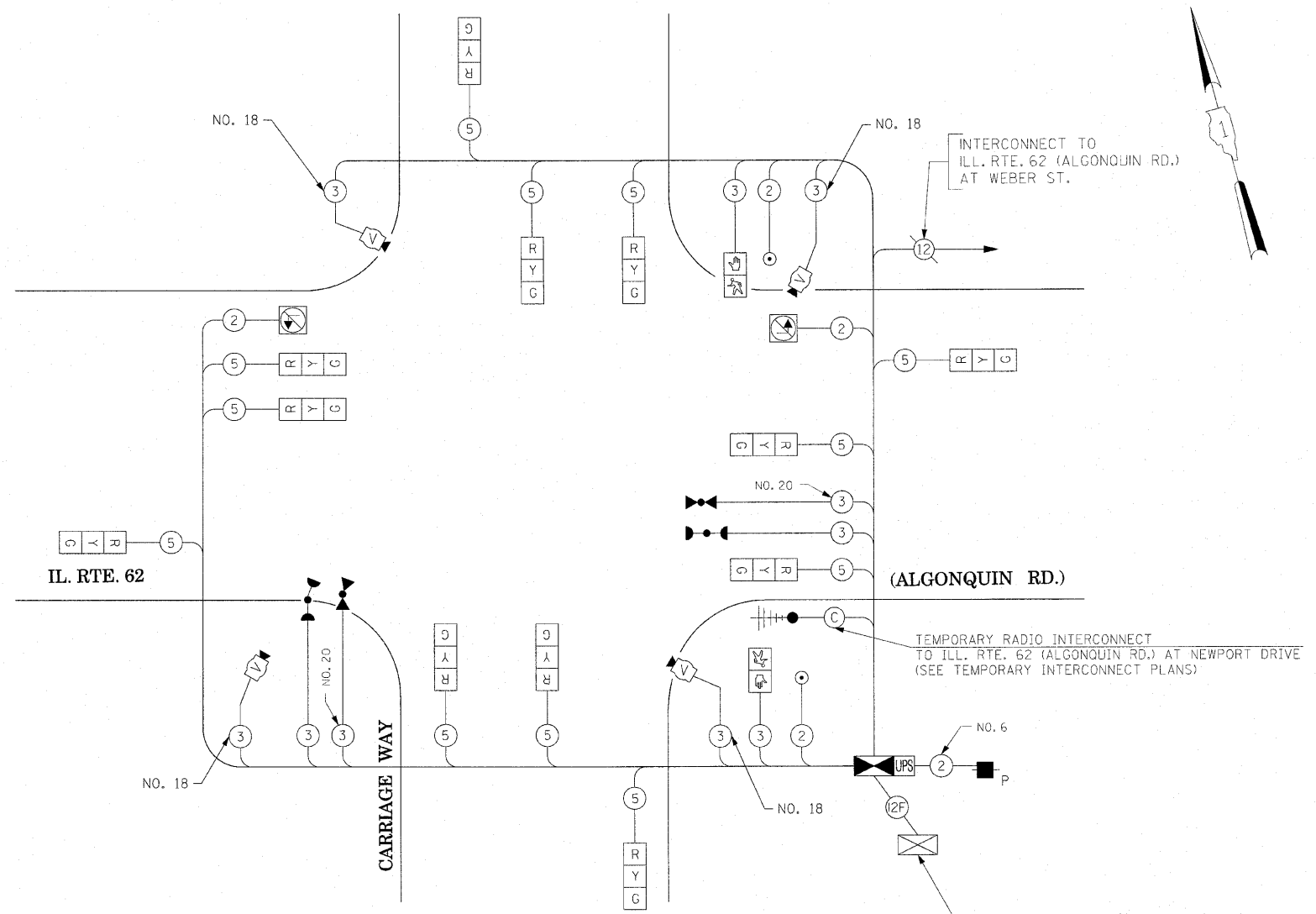
- LEGEND**
- ⊙ * → DUAL ENTRY PHASE
 - ⊙ * → SINGLE ENTRY PHASE
 - ⊙ * → PEDESTRIAN PHASE
 - * NUMBER REFERS TO ASSOCIATED PHASE

EMERGENCY VEHICLE PREEMPTION SEQUENCE



STAGES: STAGE 1 AND STAGE 2

PROPOSED EMERGENCY VEHICLE PREEMPTORS			
EMERGENCY VEHICLE PREEMPTOR	3	4	
MOVEMENT	↔	↕	



CABLE PLAN
(NOT TO SCALE)

STAGES: STAGE 1 AND STAGE 2

SCHEDULE OF QUANTITIES

QUANTITY	UNIT	ITEM
1	EACH	TEMPORARY TRAFFIC SIGNAL INSTALLATION
1	EACH	TEMPORARY TRAFFIC SIGNAL TIMING

THE TRAFFIC SIGNAL CONTROL EQUIPMENT FOR THIS PROJECT SHALL BE "ECONOLITE" TO MATCH THE EXISTING ADJACENT SYSTEM.

ILLUMINATED SIGN, L.E.D. "NO LEFT TURN" (INCIDENTAL TO TEMPORARY SIGNAL INSTALLATION)

THE EXISTING TRAFFIC SIGNAL CONTROLLER SHALL BE DISABLED AND TRAFFIC SIGNAL HEADS SHALL BE BAGGED DURING THE TIME WHEN TEMPORARY TRAFFIC SIGNAL INSTALLATION IS IN OPERATION. NO EXTRA COMPENSATION SHALL BE ALLOWED FOR THE SAME AND SHALL BE INCIDENTAL TO PAY ITEM "TEMPORARY TRAFFIC SIGNAL INSTALLATION"

I.D.O.T. TRAFFIC SIGNAL INSTALLATION ELECTRICAL SERVICE REQUIREMENTS					TOTAL WATTAGE
TYPE	NO LAMPS	WATTAGE		OPERATION	
		INCAND.	LED		
SIGNAL (RED)	12	135	17	0.50	102
(YELLOW)	12	135	25	0.25	75
(GREEN)	12	135	15	0.25	45
ARROW		135	12	0.10	
PED. SIGNAL	2	90	25	1.00	50
CONTROLLER	1	100	100	1.00	100
ILLUM. SIGN	2		25	1.00	50
FLASHER				0.50	
ENERGY COSTS TO:					TOTAL = 422

ENERGY SUPPLY CONTACT: ELEANOR SARALLO
PHONE: (630) 424-5124
COMPANY: COMMONWEALTH EDISON