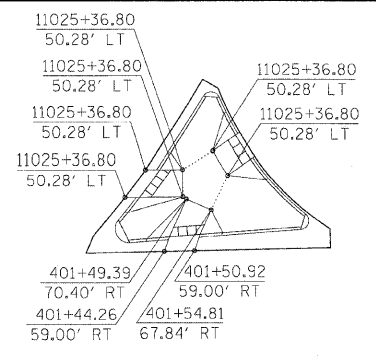



DETAIL B



COMBINATION CONCRETE CURB AND GUTTER, TYPE B-6.24



PR & IL RTE 56

CONCRETE MEDIAN, TYPE SB-6.12

PCC RAMPED MEDIAN TERMINAL

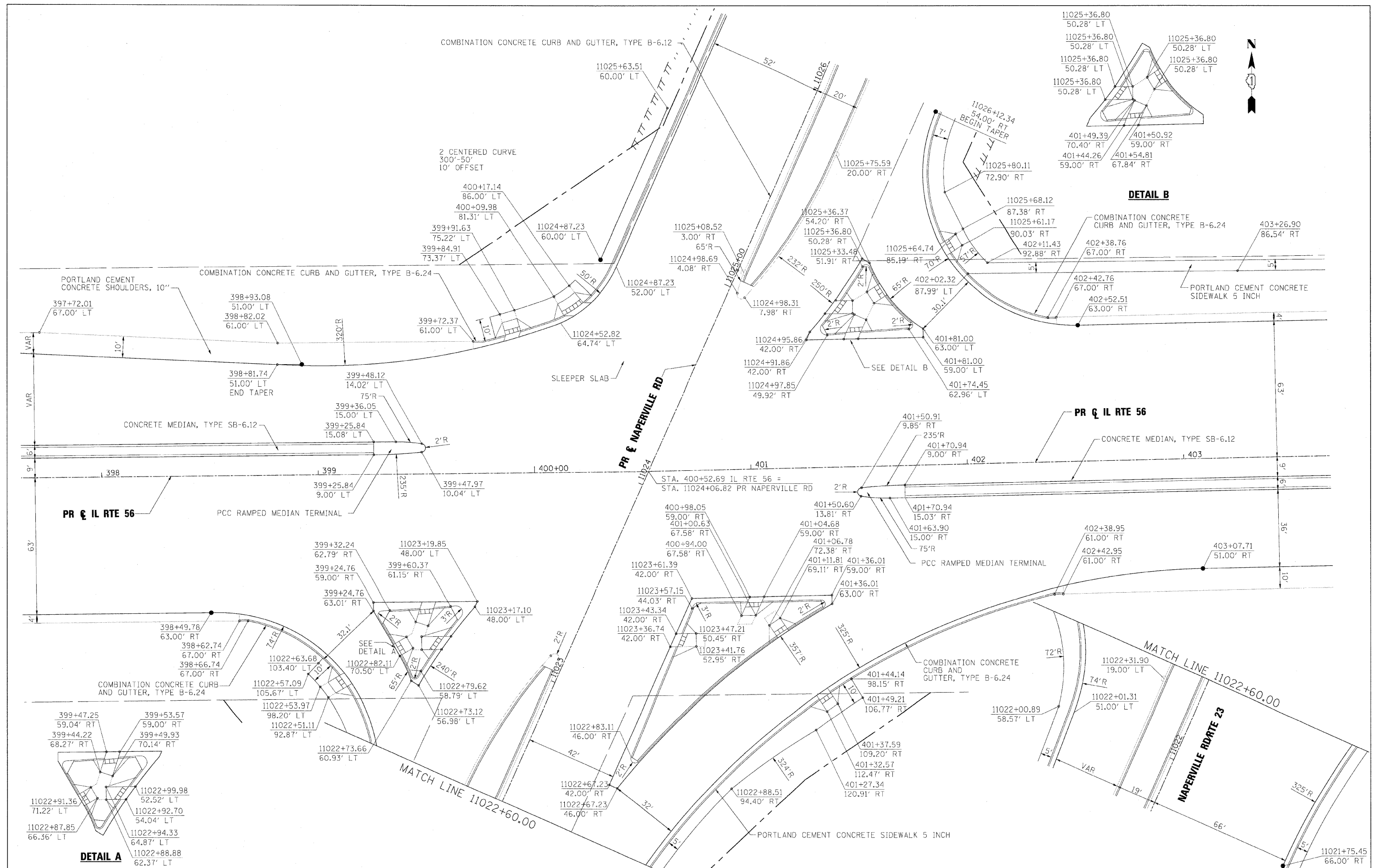
COMBINATION CONCRETE CURB AND GUTTER, TYPE B-6.24

CONCRETE MEDIAN, TYPE SB-6.12

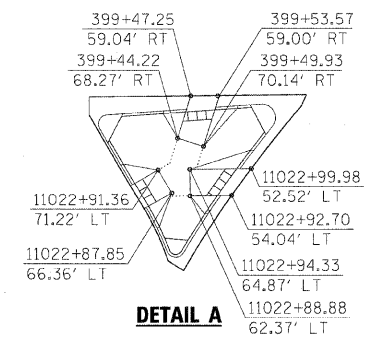
MATCH LINE 11022+60.00

MAPERVILLE RD RTE 23

MATCH LINE 11021+75.45



DETAIL A



FILE NAME =	DESIGNED - JMM	REVISED -
...\\062419-shr\intersec_NAP_geom.dgn	DRAWN - TMB	REVISED -
USER NAME = tblank	CHECKED - RMT	REVISED -
PLOT DATE = 12/7/2010	DATE - 12/6/10	REVISED -

benesch

**STATE OF ILLINOIS
DEPARTMENT OF TRANSPORTATION**

INTERSECTION DETAILS NAPERVILLE RD	
SCALE: 1"=20'	SHEET NO. 6 OF 10 SHEETS
STA.	TO STA.

F.A.P. RTE. 365	SECTION (57 & 58)WRS-2	COUNTY DUPAGE	TOTAL SHEETS 681	SHEET NO. 301
CONTRACT NO. 62419			ILLINOIS FED. AID PROJECT	