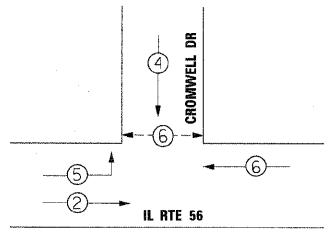
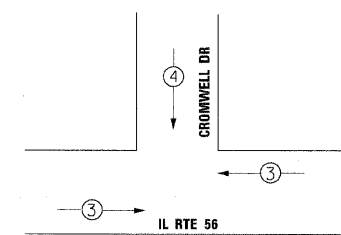


**TEMPORARY CONTROLLER SEQUENCE**



**TEMPORARY PHASE DESIGNATION DIAGRAM STAGES 1 & 2 (NON-DETOUR)**

**TEMPORARY EMERGENCY VEHICLE PREEMPTION SEQUENCE STAGES 1 & 2 (NON-DETOUR)**

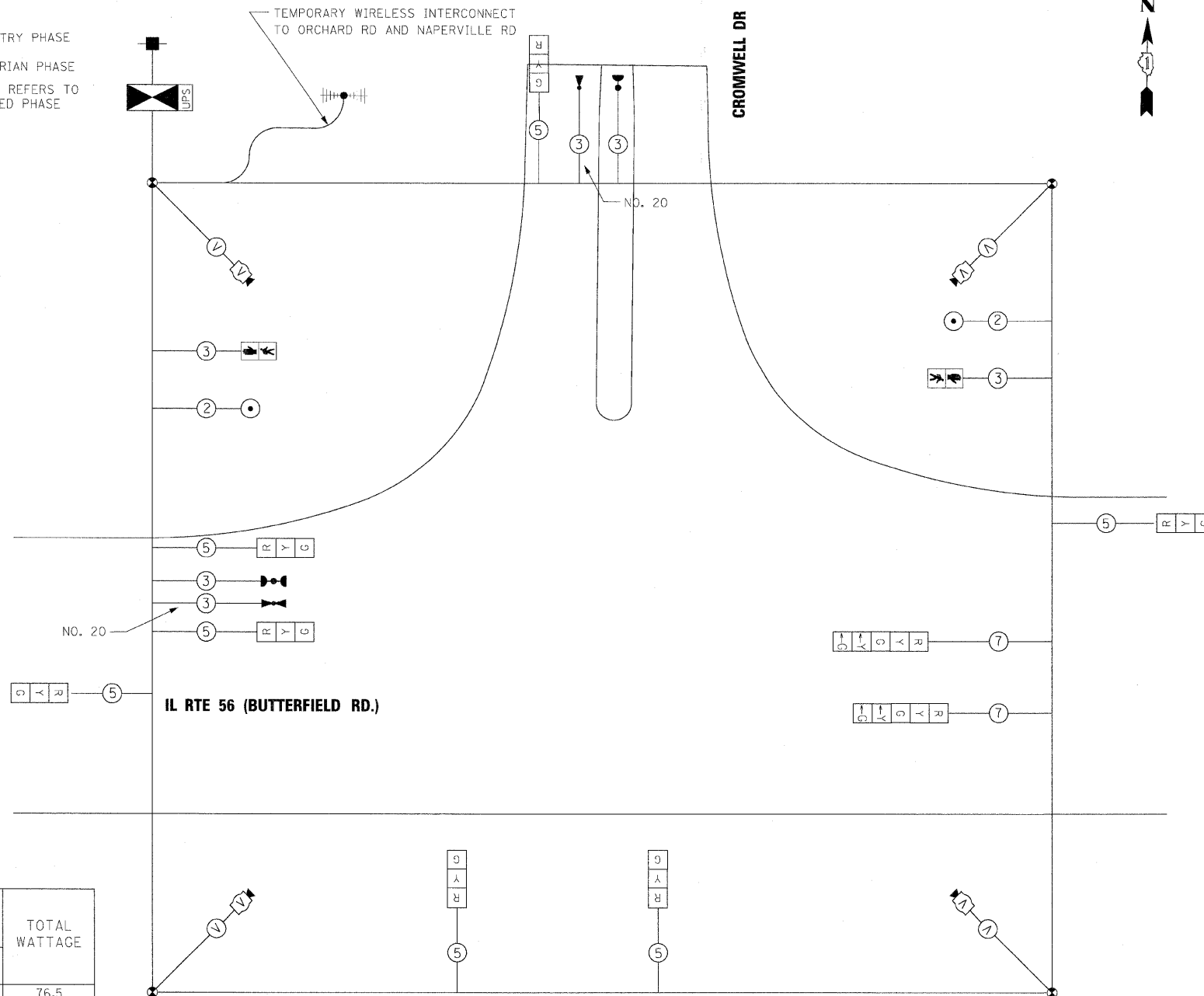


TEMPORARY EMERGENCY VEHICLE PREEMPTORS STAGES 1 & 2 (NON-DETOUR)

EMERGENCY VEHICLE PREEMPTOR	3	4
MOVEMENT	← →	↓

**LEGEND**

- ⊙ \* DUAL ENTRY PHASE
- ⊙ \* PEDESTRIAN PHASE
- \* - NUMBER REFERS TO ASSOCIATED PHASE

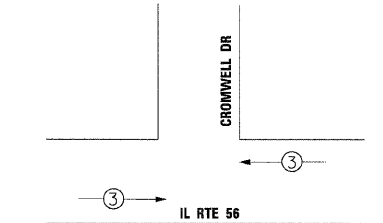


**TEMPORARY CABLE PLAN**

**TEMPORARY PHASE DESIGNATION DIAGRAM STAGE 2 (ONLY DURING CROMWELL DETOUR)**

THE EASTBOUND LEFT TURN SIGNAL HEADS AND THE SOUTHBOUND SIGNAL HEADS SHALL BE BAGGED BY THE CONTRACTOR

**TEMPORARY EMERGENCY VEHICLE PREEMPTION SEQUENCE STAGE 2 (ONLY DURING CROMWELL DETOUR)**



TEMPORARY EMERGENCY VEHICLE PREEMPTORS STAGE 2 (ONLY DURING CROMWELL DETOUR)

EMERGENCY VEHICLE PREEMPTOR	3
MOVEMENT	← →

I.D.O.T  
TRAFFIC SIGNAL INSTALLATION  
ELECTRICAL SERVICE REQUIREMENTS

TYPE	NO. LAMPS	WATTAGE		%OPERATION	TOTAL WATTAGE
		INCAND.	LED		
SIGNAL (RED)	9	-	17	0.50	76.5
(YELLOW)	9	-	25	0.25	56.25
(GREEN)	9	-	15	0.25	33.75
ARROW	4	-	12	0.10	4.8
PED. SIGNAL	2	-	25	1.00	50
CONTROLLER	1	-	100	1.00	100
ILLUM. SIGN	-	-	25	0.05	-
VIDEO SYSTEM	1	150	-	1.00	150
FLASHER				0.50	
ENERGY COSTS TO: TOTAL =					471.3

ILLINOIS DEPARTMENT OF TRANSPORTATION

201 W. CENTER COURT  
SCHAMBURG, ILLINOIS 60196

ENERGY SUPPLY CONTACT: JOSEPH STACHO  
PHONE: 630-424-5704  
COMPANY: COMED

**CONSTRUCTION NOTES:**

- ① THE CONTRACTOR SHALL MAINTAIN THE EXISTING SIGNAL SYSTEM INTERCONNECT DURING TEMPORARY SIGNAL OPERATION.
- ② PEDESTRIAN SIGNALS SHALL REMAIN IN OPERATION AT ALL TIMES WHILE THE TEMPORARY TRAFFIC SIGNALS ARE IN USE. ANY REQUIRED ADJUSTMENT, RELOCATION OR TEMPORARY CABLING REQUIRED TO MAINTAIN PEDESTRIAN SIGNAL OPERATIONS DURING CONSTRUCTION IS INCIDENTAL TO "TEMPORARY TRAFFIC SIGNAL INSTALLATION".

**NOTE:**

THE TEMPORARY TRAFFIC SIGNAL CONTROLLER EQUIPMENT FOR THIS PROJECT SHALL BE "ECONOLITE" TO MATCH THE EXISTING ADJACENT SYSTEM.

FILE NAME =	DESIGNED - GHT	REVISED -
...nd162419-shs-ts-tempoable3.dgn	DRAWN - BDW	REVISED -
USER NAME = tblank	CHECKED - MPM	REVISED -
PLOT DATE = 12/7/2010	DATE - 12/6/10	REVISED -

**benesch**

**STATE OF ILLINOIS  
DEPARTMENT OF TRANSPORTATION**

**TEMPORARY TRAFFIC SIGNAL CABLE PLAN,  
PHASE DESIGNATION DIAGRAM AND EVP SEQUENCE  
IL RTE 56 AND CROMWELL DR**

F.A.P. RTE. 365	SECTION (57 & 58)WRS-2	COUNTY	TOTAL SHEETS 681	SHEET NO. 355
SCALE: SHEET NO.12 OF 27 SHEETS		STA. TO STA.	CONTRACT NO. 62419	
ILLINOIS FED. AID PROJECT				