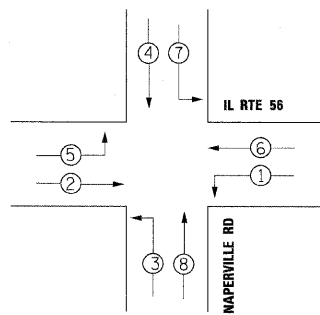


CONTROLLER SEQUENCE

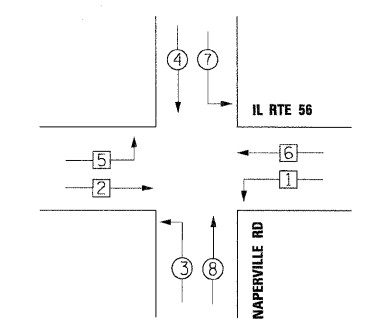


LEGEND

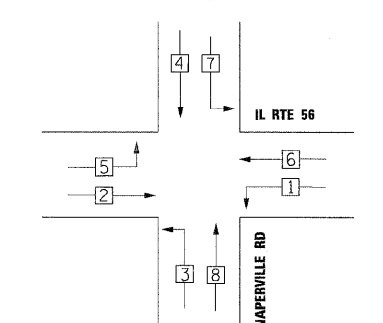
- ◉ DUAL ENTRY PHASE
- ◻ SINGLE ENTRY PHASE
- OL OVERLAP
- ◉ PEDESTRIAN PHASE
- * NUMBER REFERS TO ASSOCIATED PHASE

TEMPORARY PHASE DESIGNATION DIAGRAM STAGES 1, 2-1, 2-2, 2-3, & 2-4

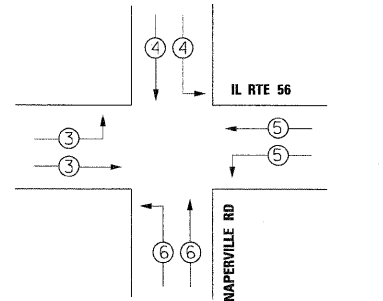
TEMPORARY PHASE DESIGNATION DIAGRAM PRE-STAGE & STAGE 3 EB, WB PROTECTED LT LEADLAG OPERATION



TEMPORARY PHASE DESIGNATION DIAGRAM DUAL LEFT-TURN OPERATION



EMERGENCY VEHICLE PREEMPTION SEQUENCE ALL STAGES



PROPOSED EMERGENCY VEHICLE PREEMPTORS ALL STAGES				
EMERGENCY VEHICLE PREEMPTORS	3	4	5	6
MOVEMENT				

CONSTRUCTION NOTES:

- 1 THE CONTRACTOR SHALL MAINTAIN THE EXISTING SIGNAL SYSTEM INTERCONNECT DURING TEMPORARY SIGNAL OPERATION.
- 2 THE CONTRACTOR SHALL BAG LEFT TURN ARROWS ON ALL 5-SECTION HEADS DURING CONSTRUCTION STAGES THAT REQUIRE PROTECTED ONLY LEFT-TURN PHASING (LEAD-LAG) OR WHEN DUAL LEFT TURN OPERATION IS IMPLEMENTED.
- 3 THE PRE-STAGE AND STAGE 3 WILL REQUIRE LEAD/LAG PROTECTED LEFT-TURN OPERATIONS FOR EB AND WB IL-56 LEFT TURNS. THE CONTRACTOR SHALL BAG LEFT TURN ARROWS ON ALL 5-SECTION HEADS DURING THESE STAGES.
- 4 ALL 3-SECTION PROTECT LEFT-TURN SIGNAL HEADS SHALL BE BAGGED DURING PROTECTED/PERMISSIVE OPERATIONS.

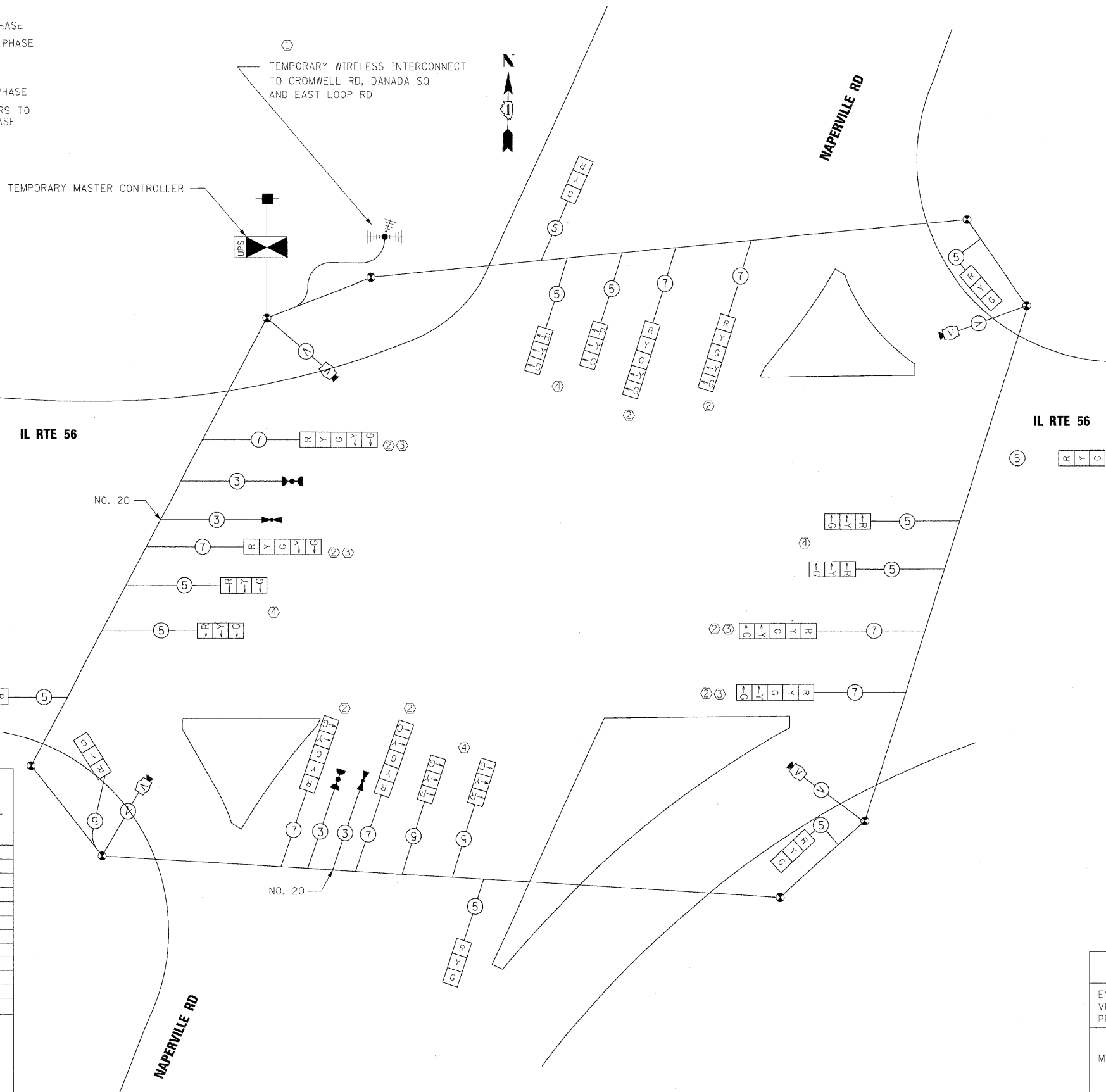
NOTE:

THE TEMPORARY TRAFFIC SIGNAL CONTROLLER EQUIPMENT FOR THIS PROJECT SHALL BE "ECONOLITE" TO MATCH THE EXISTING ADJACENT SYSTEM.

I.D.O.T. TRAFFIC SIGNAL INSTALLATION ELECTRICAL SERVICE REQUIREMENTS					TOTAL WATTAGE
TYPE	NO. LAMPS	WATTAGE INCAND.	LED	%OPERATION	
SIGNAL (RED)	20	-	17	0.50	212.5
(YELLOW)	12	-	25	0.25	106.25
(GREEN)	12	-	15	0.25	63.75
ARROW	32	-	12	0.10	38.4
PED. SIGNAL	-	-	25	1.00	-
CONTROLLER	1	-	100	1.00	100
ILLUM. SIGN	-	-	25	0.05	-
VIDEO SYSTEM	1	150	-	1.00	150
FLASHER				0.50	

ENERGY COSTS TO: TOTAL = 670.9

ILLINOIS DEPARTMENT OF TRANSPORTATION
 201 W. CENTER COURT
 SCHAMBURG, ILLINOIS 60136
 ENERGY SUPPLY CONTACT: JOSEPH STACHO
 PHONE: 630-424-5704
 COMPANY: COMED



TEMPORARY CABLE PLAN

FILE NAME =	DESIGNED - GHT	REVISED -
...\\0162419-shv-ts-tempoabi\4.dgn	DRAWN - BDW	REVISED -
USER NAME = tblank	CHECKED - MPM	REVISED -
PLTJ DATE = 12/11/2010	DATE - 12/6/10	REVISED -

benesch

STATE OF ILLINOIS DEPARTMENT OF TRANSPORTATION

TEMPORARY TRAFFIC SIGNAL CABLE PLAN, PHASE DESIGNATION DIAGRAM AND EVP SEQUENCE IL RTE 56 AND NAPERVILLE RD

F.A.P. RTE. 365	SECTION (57 & 58)WRS-2	COUNTY	TOTAL SHEETS 681	SHEET NO. 360
SCALE: NTS SHEET NO.17 OF 27 SHEETS STA. TO STA.			CONTRACT NO. 62419	