

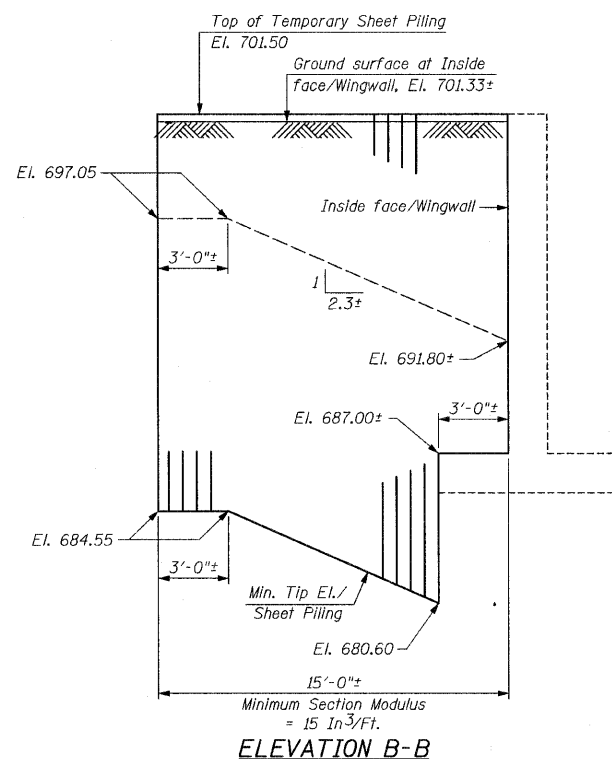
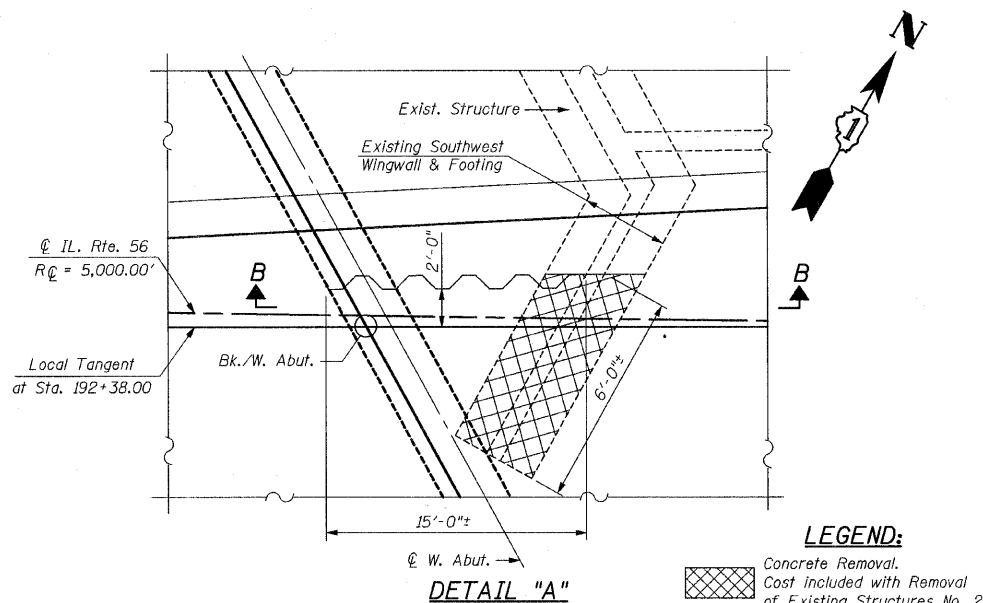
STATE OF ILLINOIS
DEPARTMENT OF TRANSPORTATION

TOTAL BILL OF MATERIAL

DESCRIPTION	UNIT	SUPER.	SUB.	TOTAL
Porous Granular Embankment, Special	Cu. Yd.	-	464	464
Stone Riprap, Class A4	Sq. Yd.	-	710	710
Filter Fabric	Sq. Yd.	-	664	664
Removal of Existing Structures No. 2	Each	-	-	1
Structure Excavation	Cu. Yd.	-	942	942
Concrete Structures	Cu. Yd.	-	404.2	404.2
Concrete Superstructure	Cu. Yd.	1,166.2	-	1,166.2
Bridge Deck Grooving	Sq. Yd.	2,080	-	2,080
Concrete Encasement	Cu. Yd.	-	35.5	35.5
Protective Coat	Sq. Yd.	3,089	-	3,089
Furnishing & Erecting Precast Prestressed Concrete I-Beams, 42 in.	Foot	2,916	-	2,916
Reinforcement Bars, Epoxy Coated	Pound	275,360	30,630	305,990
Bar Splicers	Each	924	106	1,030
Bicycle Railing	Foot	225	-	225
Parapet Railing	Foot	225	-	225
Furnishing Steel Piles HP 14x73	Foot	-	1,729	1,729
Furnishing Steel Piles HP 14x102	Foot	-	1,032	1,032
Driving Piles	Foot	-	2,761	2,761
Test Pile Steel HP 14x73	Each	-	2	2
Test Pile Steel HP 14x102	Each	-	1	1
Pile Shoes	Each	-	65	65
Temporary Sheet Piling	Sq. Ft.	-	265	265
Name Plates	Each	1	-	1
Geocomposite Wall Drain	Sq. Yd.	-	245	245
Pipe Underdrains for Structures 4"	Foot	-	567	567
Asbestos Bearing Pad Removal	Each	68	-	68
Drainage Scuppers, DS-II	Each	4	-	4
Underwater Structure Excavation Protection - Location 1	Each	-	1	1

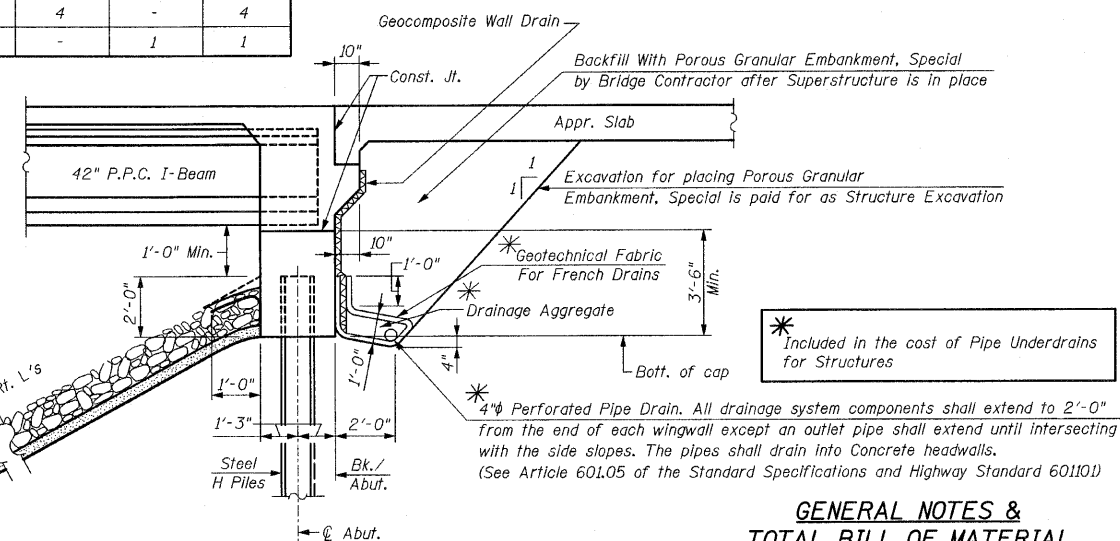
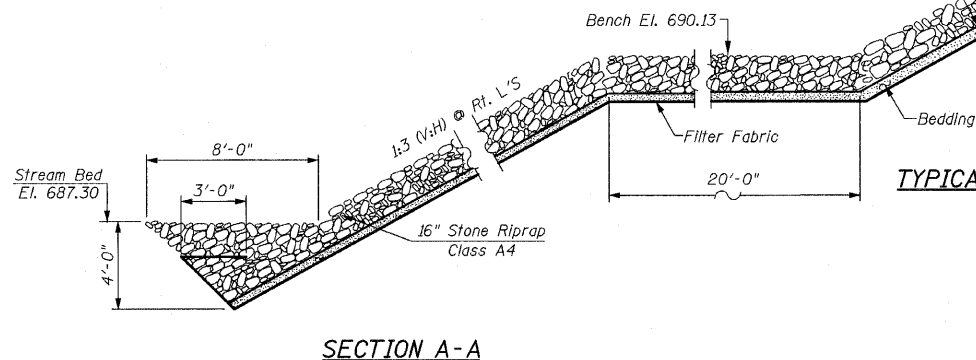
GENERAL NOTES:

Layout of Slope Protection System may be varied in the field to suit ground conditions as directed by the Engineer.
The embankment configuration shown shall be the minimum that must be placed and compacted prior to construction of the abutments.
For pavement removal & channel excavation between the existing abutment and the new abutment see Roadway Plans.
Slip Forming of the parapets is not allowed.
Reinforcement Bars shall conform to the requirements of ASTM A 706, Grade 60. See Special Provisions.
Reinforcement Bars designated (E) shall be epoxy coated.
For cleaning out and reshaping channel, see Roadway Plans. Removal of existing debris in channel is included with pay item for "Channel Excavation".
The Contractor shall prepare an In-Stream Work Plan that is in accordance with the requirements of SWPPP, 401 and 404 Permits. All erosion and sediment control, cofferdams, work pads and any work required by the Contractor's operation will be included in the cost of "Underwater Structure Excavation Protection - Location 1".
In lieu of the hammer selection criteria and use of the FHWA Modified Gates formula specified in Section 512 of the Standard Specifications, the Contractor shall conduct a wave equation analysis to establish the driving criteria at all pile foundations which specify a nominal required bearing above 600 kips. The analysis and calculations shall be submitted to the Engineer for approval.



NOTES:

If the Contractor chooses to alter the temporary cantilevered sheet piling design requirements shown on the plans, a design submittal including details and calculations will be required for review and acceptance by the Engineer.
The Contractor shall connect the first sheet to the existing Southwest Wingwall to ensure stability of sheets driven to the top of the existing footing. This connection shall be reviewed and accepted by the Engineer and included in the cost for Temporary Sheet Piling.
Temporary Sheet Piling shall be provided before Stage I Construction and removed during removal of existing structure.



* Included in the cost of Pipe Underdrains for Structures

* 4" Perforated Pipe Drain. All drainage system components shall extend to 2'-0" from the end of each wingwall except an outlet pipe shall extend until intersecting with the side slopes. The pipes shall drain into concrete headwalls. (See Article 601.05 of the Standard Specifications and Highway Standard 601101)

GENERAL NOTES &
TOTAL BILL OF MATERIAL
IL. ROUTE 56 OVER
WEST BRANCH DUPAGE RIVER
F.A.P. RTE. 365
SECTION (58&59) WRS-3
DuPAGE COUNTY
STA. 192+38.00
STRUCTURE NO. 022-2027

DESIGNED -
CHECKED -
DRAWN -
CHECKED -

CR & A
CHRISTIAN-ROGE & ASSOCIATES, INC.
ENGINEERS-PLANNERS-SURVEYORS
211 WEST WACKER DRIVE
CHICAGO, ILLINOIS 60606
PHONE: (312)372-2023 FAX: (312)372-5274

SHEET NO. S2 S43 SHEETS	F.A. RTE.	SECTION	COUNTY	TOTAL SHEETS	SHEET NO.
	365	(58&59) WRS-3	DUPAGE	466	208
			CONTRACT NO. 62420		
ILLINOIS FED. AID PROJECT					