FAP ROUT NO.	SECTION	COUNTY	TOTAL SHEETS	SHEET NO.
353	(12&13) WRS-4	WILL	608	412
FED. ROAD DIST. NO. 1	ILLINOIS	FED. AID PROJECT-		

Contract No. 62478

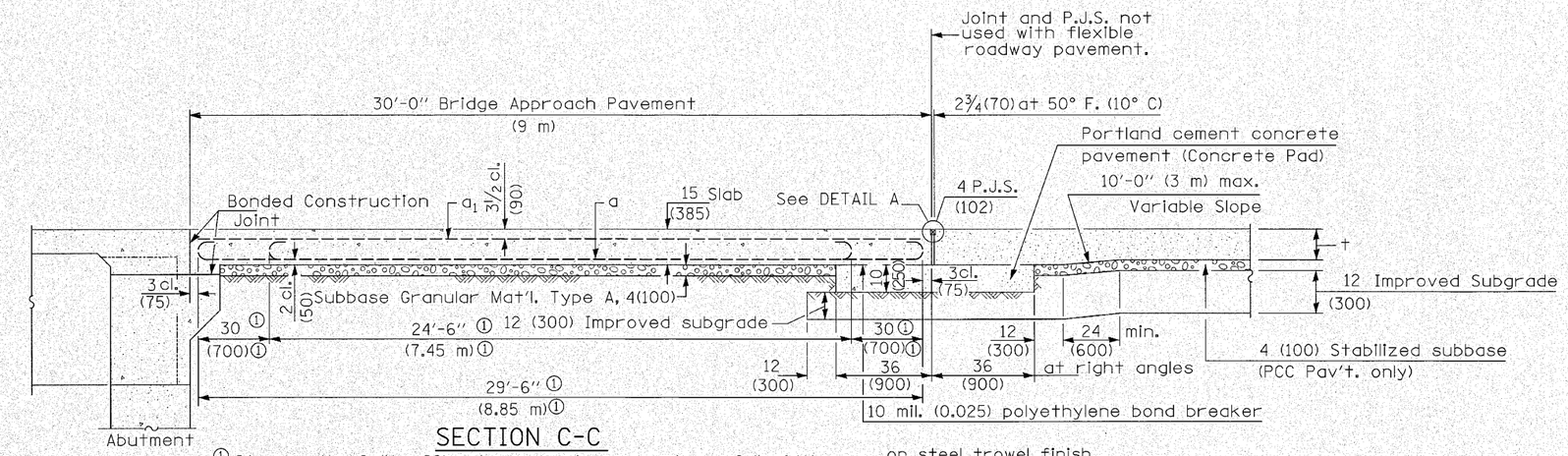

SECTION C-C

① Stagger No. 9 (No. 29) a bars as shown on plan - full width

on steel trowel finish.

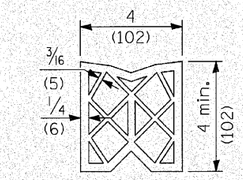

PREFORMED JOINT SEAL

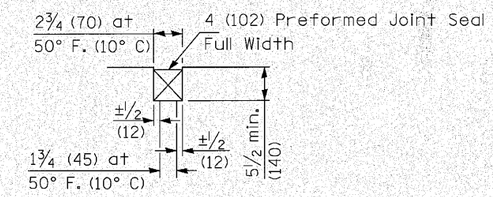

DETAIL A

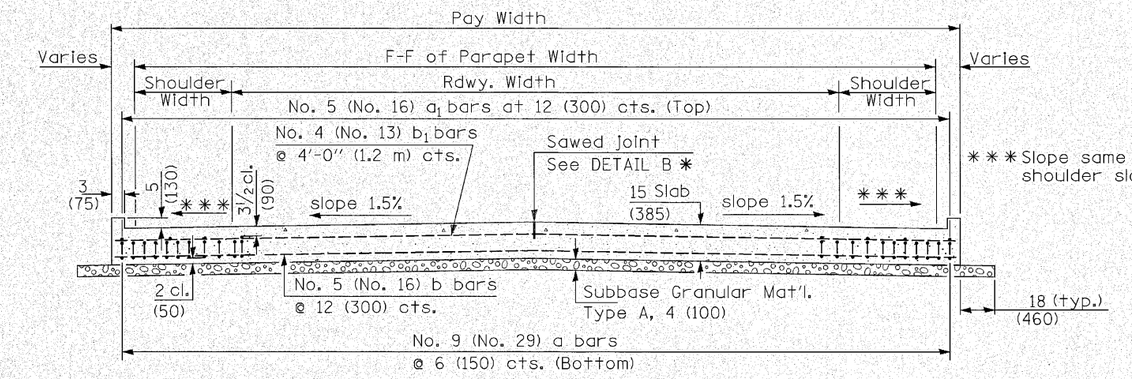

✱✱✱ Slope same as adjacent shoulder slope.

SECTION D-D

(See Plan for Dimensions not shown)

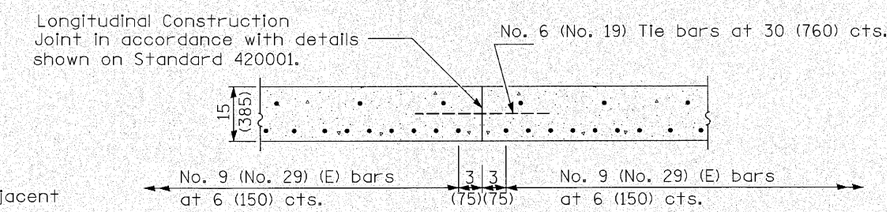

OPTIONAL LONGITUDINAL CONSTRUCTION JOINT

As approved by the Engineer, the Contractor may elect to reduce the widths of pour by use of the Optional Longitudinal Construction Joint shown. Joints shall be located at the edge of a traffic lane.



BAR a

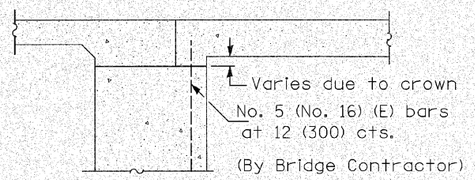

SECTION E-E

(Integral Abutments)

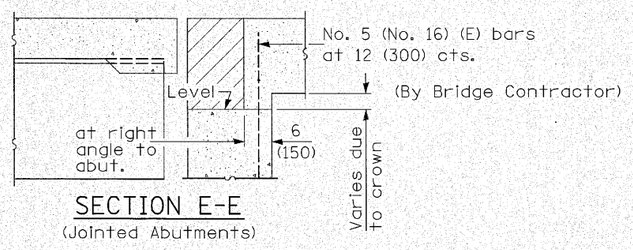

SECTION E-E

(Jointed Abutments)

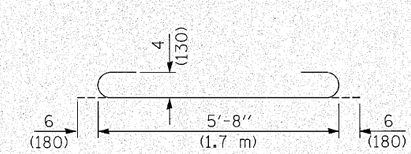

BAR a_2

DESIGN STRESSES

fy = 60,000 p.s.i. (400 MPa)
f'c = 3,500 p.s.i. (24 MPa)
n = 8.5

AP5 OF AP6

STATE OF ILLINOIS
DEPARTMENT OF TRANSPORTATION

BRIDGE APPROACH PAVEMENT
GENERAL DETAILS 3
U.S. RTE. 30 OVER HICKORY CREEK
STRUCTURE NUMBER 099-0311

SCALE:
DATE: June 11, 2010
DRAWN BY: C. Cooney
CHECKED BY: G. Hatlestad

CIVILTECH
450 E Devon Ave, Suite 300
Itasca, Illinois 60143
Tel: 630.773.3900 Fax: 630.773.3975
www.civiltechinc.com