

F.A.P. RTE.	SECTION	COUNTY	TOTAL SHEETS	SHEET NO.
353	(12&13)WRS-3	WILL.	1235	563
STA.	TO STA.			
FED. ROAD DIST. NO.	ILLINOIS	FED. AID PROJECT		

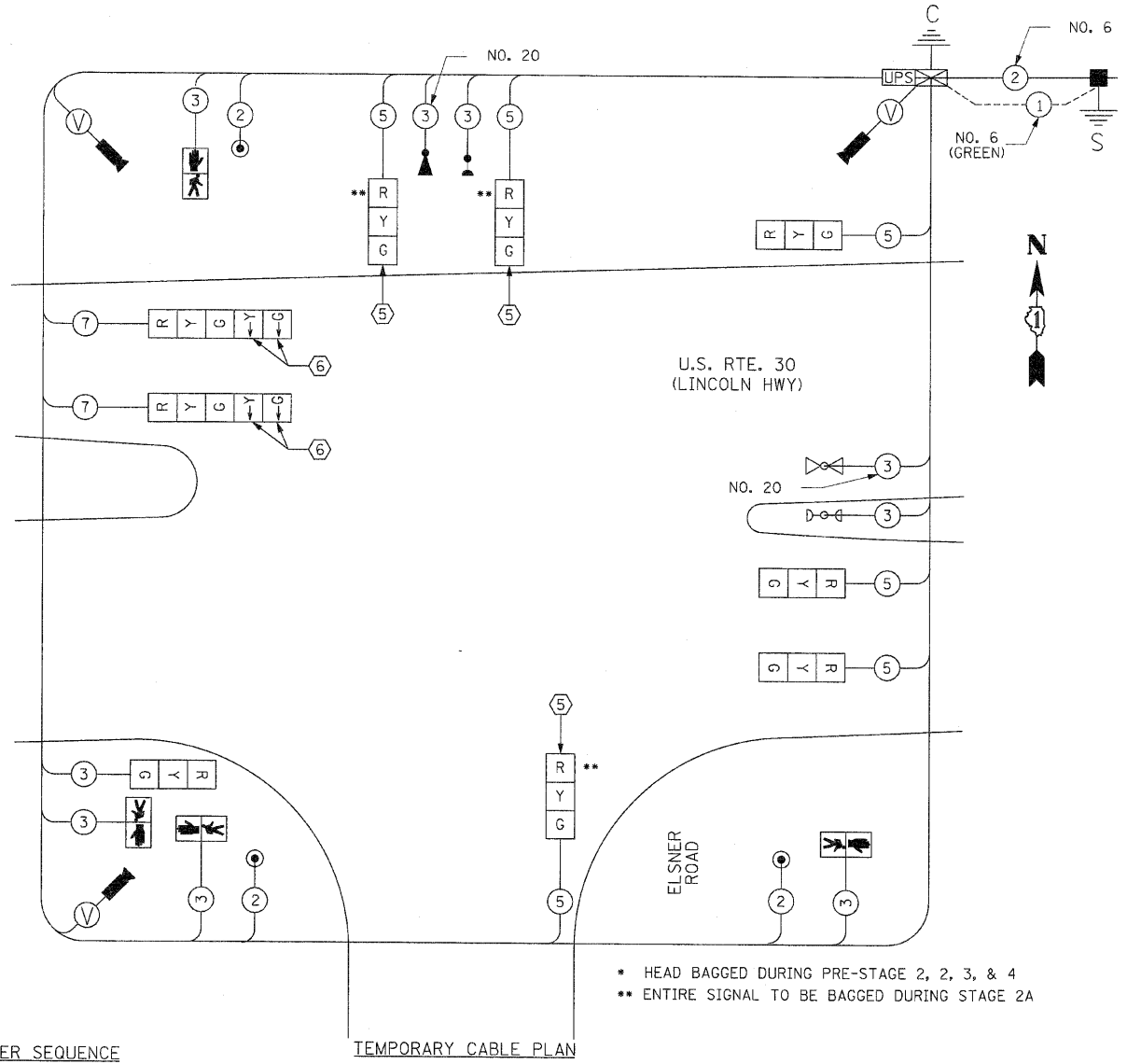
CONTRACT NO. 62479

CONSTRUCTION NOTES:

- ① ALL PEDESTRIAN SIGNAL HEADS SHALL BE BAGGED AND DISCONNECT WHEN EXISTING PAVEMENT IS REMOVED.
- ② ALL PEDESTRIAN SIGNAL HEADS SHALL REMAIN BAGGED UNTIL THE PAVEMENT IS RESTORED TO PROVIDE A SAFE CROSSING AREA. CONTRACTOR SHALL BE RESPONSIBLE FOR PROVIDING SAFE WALKING SURFACE BETWEEN EXISTING AND PROPOSED PAVEMENTS WHEN PEDESTRIAN PHASE IS PRESENT. THIS WORK SHALL NOT BE PAID FOR SEPARATELY BUT SHALL BE INCLUDED IN THE CONTRACT UNIT PRICE FOR "TEMPORARY TRAFFIC SIGNAL INSTALLATION"
- ③ PEDESTRIAN SIGNAL HEADS AT THIS LOCATION SHALL BE DETERMINED BY THE RESIDENT ENGINEER ON LOCATION.
- ④ PUSHBUTTONS AT THIS LOCATION SHALL BE DETERMINED BY THE RESIDENT ENGINEER ON LOCATION.
- ⑤ SIGNAL HEAD TO BE BAGGED AND DISCONNECTED DURING STAGE 2A.
- ⑥ LENS TO BE BAGGED AND DISCONNECTED DURING STAGE 2A.

EXISTING EMERGENCY VEHICLE LIGHT DETECTORS, CONFIRMATION BEACONS AND LIGHT DETECTOR AMPLIFIER SHALL BE RELOCATED TO PROPOSED PERMANENT TRAFFIC SIGNAL INSTALLATION. STORE EXISTING EQUIPMENT DIRECTED BY ENGINEER UNTIL NEW SIGNALS ARE TO BE INSTALLED.

RESTORATION OF WORK AREA. RESTORATION OF THE TRAFFIC SIGNAL WORK AREA SHALL BE INCIDENTAL TO THE RELATED PAY ITEM SUCH AS FOUNDATION, CONDUIT, HANDHOLE, TRENCH AND BACKFILL, ETC., AND NO EXTRA COMPENSATION SHALL BE ALLOWED. ALL ROADWAY SURFACES SUCH AS SHOULDERS, MEDIANS, SIDEWALKS, PAVEMENT, ETC. SHALL BE REPLACED IN KIND. ALL DAMAGE TO MOWED LAWNS SHALL BE REPLACED WITH AN APPROVED SOD. AND ALL DAMAGE TO UNMOWED FIELDS SHALL BE SEEDING IN ACCORDANCE WITH STANDARD SPECIFICATIONS 252 AND 250 RESPECTIVELY.



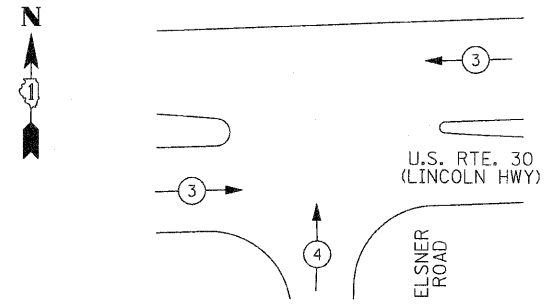
CONTROLLER SEQUENCE

TEMPORARY CABLE PLAN

CONTROLLER SEQUENCE

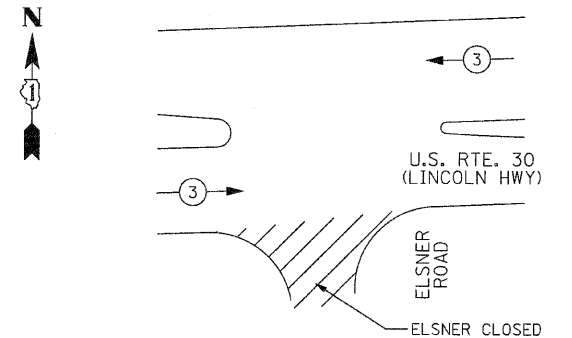
- * HEAD BAGGED DURING PRE-STAGE 2, 2, 3, & 4
- ** ENTIRE SIGNAL TO BE BAGGED DURING STAGE 2A

TEMPORARY EMERGENCY VEHICLE PREEMPTION SEQUENCE ALL STAGES EXCEPT STAGE 2A



EMERGENCY VEHICLE PREEMPTORS	3	4
MOVEMENT	← →	↑

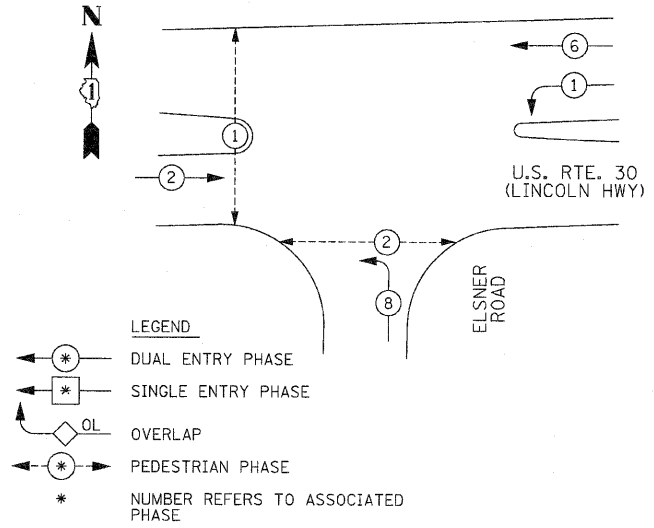
TEMPORARY EMERGENCY VEHICLE PREEMPTION SEQUENCE STAGE 2A



EMERGENCY VEHICLE PREEMPTORS	3
MOVEMENT	← →

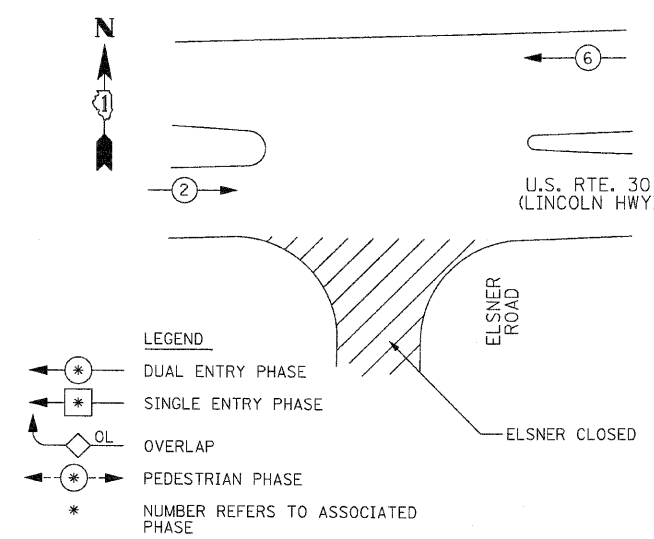
I.D.O.T. TRAFFIC SIGNAL INSTALLATION ELECTRICAL SERVICE REQUIREMENTS					TOTAL WATTAGE
TYPE	NO. LAMPS	WATTAGE (INCAND.)	LED	%OPERATION	
SIGNAL (RED)	9	17		0.50	76.5
(YELLOW)	9	25		0.25	56.25
(GREEN)	9	15		0.25	33.75
ARROW	4	12		0.10	4.80
PED. SIGNAL	4	25		1.00	100.00
CONTROLLER	1		100	1.00	100.00
ILLUM. SIGN	0			0.05	0.00
VIDEO SYSTEM	-		150	1.00	150
FLASHER	0			0.50	.00
ENERGY COSTS TO: ILLINOIS DEPARTMENT OF TRANSPORTATION					TOTAL = 521.3

201 WEST CENTER COURT
SCHAUMBURG, ILLINOIS 60196-1096
CONTACT: MR. HARRY JONES
PHONE: (815) 724-5057
COMPANY: COM. ED.



- LEGEND
- ←*→ DUAL ENTRY PHASE
 - ←* SINGLE ENTRY PHASE
 - ←OL→ OVERLAP
 - ←*→ PEDESTRIAN PHASE
 - * NUMBER REFERS TO ASSOCIATED PHASE

TEMPORARY PHASE DESIGNATION DIAGRAM ALL STAGES EXCEPT STAGE 2A



- LEGEND
- ←*→ DUAL ENTRY PHASE
 - ←* SINGLE ENTRY PHASE
 - ←OL→ OVERLAP
 - ←*→ PEDESTRIAN PHASE
 - * NUMBER REFERS TO ASSOCIATED PHASE

TEMPORARY PHASE DESIGNATION DIAGRAM STAGE 2A

REVISIONS		ILLINOIS DEPARTMENT OF TRANSPORTATION TEMPORARY CABLE PLAN, TEMPORARY PHASE DESIGNATION DIAGRAM, TEMPORARY EMERGENCY VEHICLE PREEMPTION
NAME	DATE	
		US RTE. 30 AT ELSNER ROAD SCALE: 1" = NTS DATE: 10/12/2010

DRAWN BY: RG
DESIGNED BY: GB
CHECKED BY: ZH