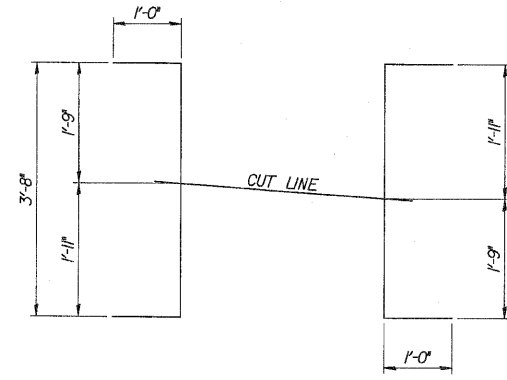
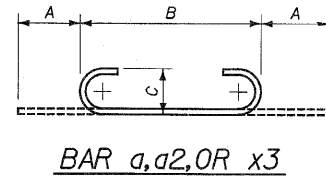


BILL OF MATERIAL

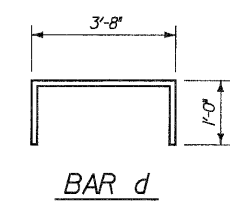
Bar	No.	Size	Length	Shape
a	27	6	6'-0"	
a1	5	4	4'-8"	
a2	58	8	12'-6"	
a3	14	5	10'-8"	
a4	9	4	10'-8"	
d	5	4	5'-8"	
d1	3	6	5'-2"	
d2	3	6	4'-10"	
d3	5	4	7'-2"	
d4	11	4	2'-4"	
d5	7	4	1'-5"	
d6	8	5	4'-4"	
d7	5	5	9'-3"	
d8	12	5	3'-8"	
d9	5	5	1'-11"	
h	7	6	3'-5"	
h1	10	4	9'-2"	
h2	6	5	4'-5"	
h3	3	5	4'-8"	
h4	4	5	4'-0"	
h5	4	5	2'-3"	
h6	4	5	3'-0"	
h7	4	5	2'-3"	
h8	7	7	14'-5"	
h9	9	4	14'-1"	
h10	2	4	16'-11"	
h11	2	7	4'-8"	
h12	2	7	16'-11"	
h13	20	5	16'-11"	
h14	16	6	16'-11"	
h15	13	6	10'-8"	
h16	8	5	6'-6"	
h17	8	5	4'-11"	
h18	8	5	3'-4"	
h19	8	5	2'-4"	
h20	4	5	4'-10"	
h21	4	5	6'-7"	
h22	5	5	5'-10"	
h23	2	4	10'-8"	
h24	6	5	6'-7"	
h25	1	4	4'-8"	
v	16	4	3'-9"	
v1	67	4	8'-10"	
v2	5	4	2'-8"	
v3	6	4	4'-10"	
v4	14	4	4'-9"	
v5	6	4	5'-1"	
x	20	4	5'-1"	
x1	12	4	5'-10"	
x2	12	4	4'-10"	
x3	6	4	7'-6"	
x4	5	4	3'-7"	
x5	5	4	4'-0"	
CONCRETE BOX CULVERTS			CU. YD.	25.3
REINFORCEMENT BARS			POUND	5,240



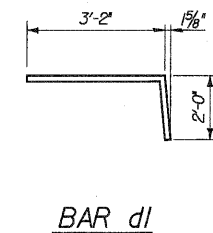
BAR d
5 BARS-1 SET



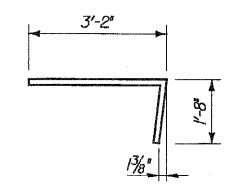
BAR a, a2, OR x3



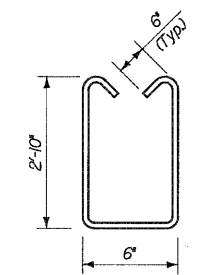
BAR d



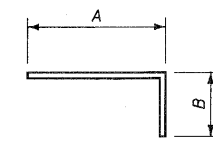
BAR d1



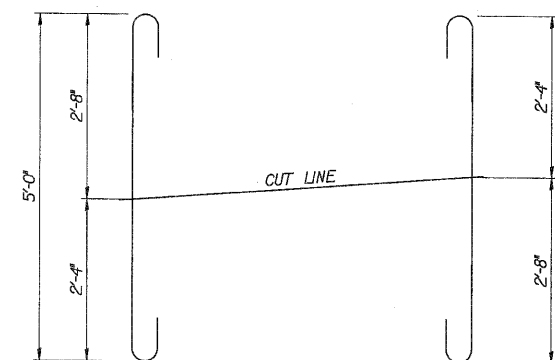
BAR d2



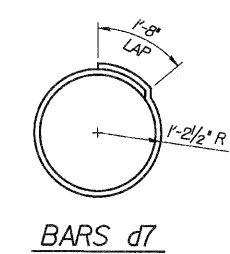
BAR d3



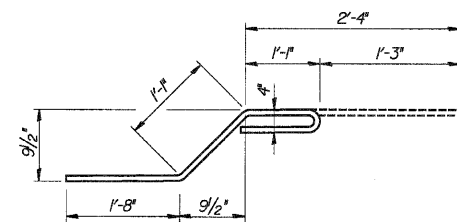
BARS d4 THRU d6, d8, d9, v4 OR v5



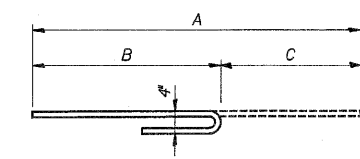
BARS x3
6 BARS-1 SET



BARS d7



BAR x



BARS x4 OR x5

BAR CUTTING DIAGRAMS

BAR BENDING DIAGRAMS

Bar	A		B		C	
	Ft.	In.	Ft.	In.	Ft.	In.
a	0	8	4	8	0	6
a2	0	11	10	8	0	8
d4	1	8	0	8		
d5	1	0	0	5		
d6	3	1	1	3		
d8	2	5	1	3		
d9	1	3	0	8		
v4	3	5	1	4		
v5	3	9	1	4		
x3	1	3	5	0	0	4
x4	3	7	2	4	1	3
x5	4	0	2	9	1	3

DESIGNED	ASP
CHECKED	CDS
DRAWN	BEM
CHECKED	ASP

REVISIONS	
NAME	DATE

DLZ 85 W. Algonquin Rd. Ste. 220
Arlington Heights IL 60005
DLZ Illinois, Inc.

CULVERT 'K'
BARBILL & DETAILS
U.S. ROUTE 30 (LINCOLN HIGHWAY)
F.A.P. 353 (U.S. 30)
SECTION (12 & 13) WRS-3
STATION 38+23.02
WILL COUNTY
STRUCTURE NUMBER 099-C016