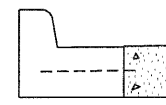
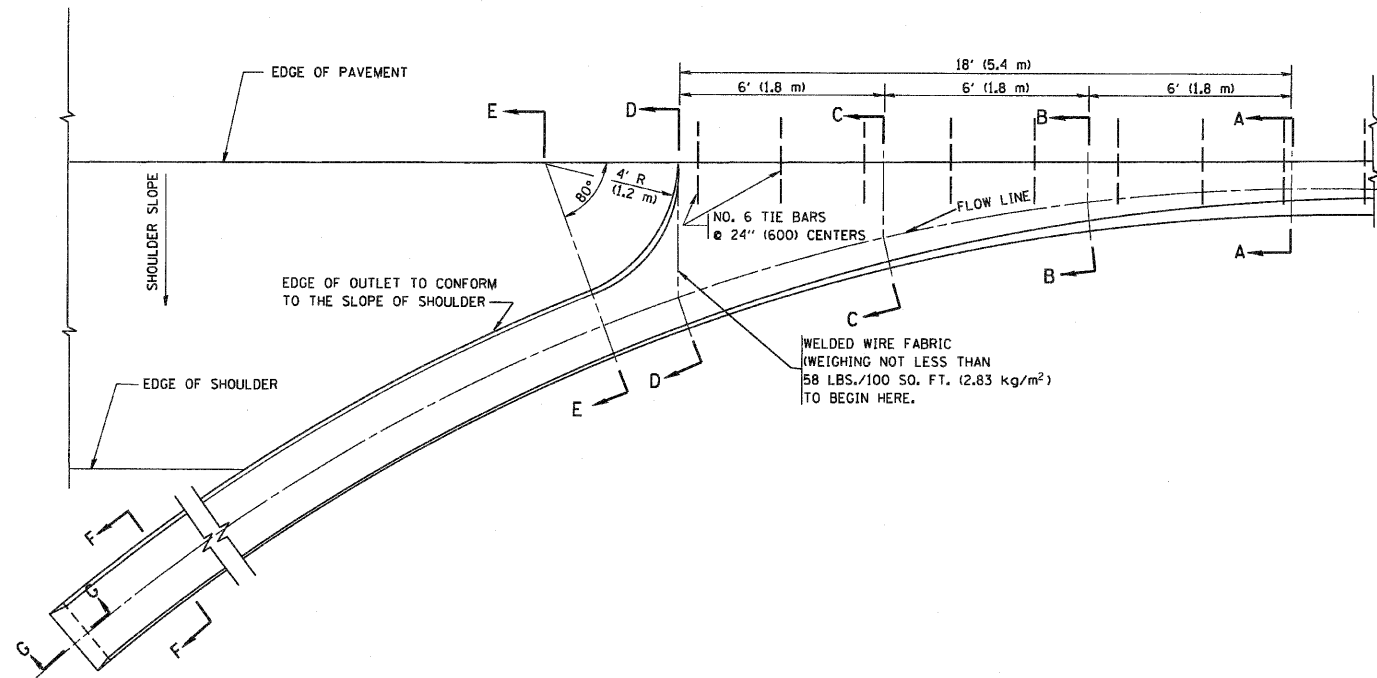
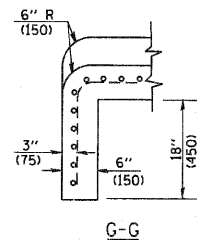
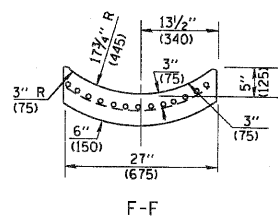
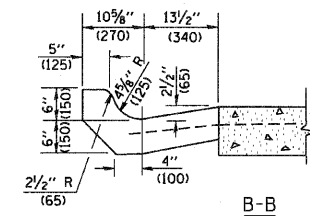
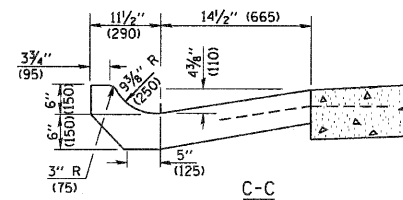
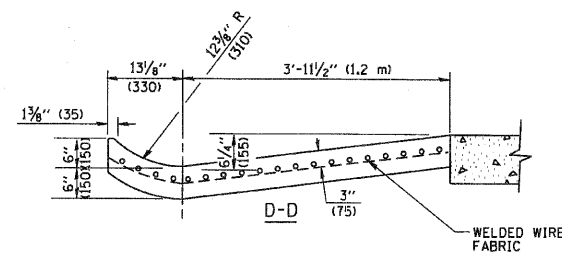
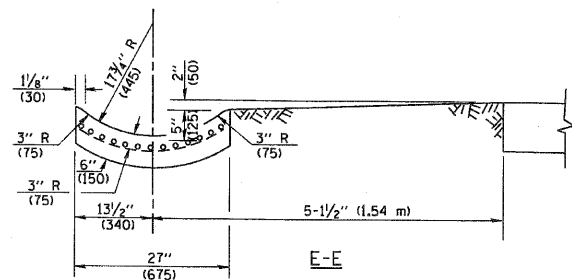


| F.A.P. RTE.         | SECTION      | COUNTY   | TOTAL SHEETS     | SHEET NO. |
|---------------------|--------------|----------|------------------|-----------|
| 353                 | (12&13)WRS-3 | WILL     | 1235             | 788       |
| STA.                |              | TO STA.  |                  |           |
| FED. ROAD DIST. NO. |              | ILLINOIS | FED. AID PROJECT |           |



A-A \*

\* DIMENSIONS OF THE CURB & GUTTER AT SECTION A-A ARE SHOWN ON STATE STANDARD 606001. FOR DETAILS OF OUTLET FOR CONCRETE CURB & GUTTER, TYPE B-6.24 (B-15.60) SEE STATE STANDARD 606006.



GENERAL NOTES

GUTTER OUTLET SHALL BE TIED TO THE PAVEMENT IN ACCORDANCE WITH DETAILS FOR LONGITUDINAL CONSTRUCTION JOINT SHOWN ON STANDARD 420001.

TIE BARS SHALL BE NO. 20 (NO.6) AT 24" (600) CENTERS UNLESS OTHERWISE SHOWN.

IF THE AVERAGE GRADE OF PAVEMENT FOR THE DISTANCE FROM SECTION A-A TO D-D EXCEEDS 2%, THIS DISTANCE SHALL BE INCREASED 6' (1.8 m) FOR EACH 1% INCREASE IN GRADE.

QUANTITIES

FOR SECTION A-A TO E-E AND CURTAIN WALL =  
 1.25 CU. YDS. (0.96 m<sup>3</sup>) CLASS SI CONCRETE (OUTLET) FOR 9" (225) PAV'T.  
 1.27 CU. YDS. (0.96 m<sup>3</sup>) CLASS SI CONCRETE (OUTLET) FOR 10" (250) PAV'T.  
 FOR SECTION F-F =  
 0.045 CU. YDS. (0.03 m<sup>3</sup>) CLASS SI CONCRETE PER FT. (M).

ALL DIMENSIONS ARE IN INCHES (MILLIMETERS) UNLESS OTHERWISE SHOWN.

| REVISIONS  |          |
|------------|----------|
| NAME       | DATE     |
| M. DE YONG | 8/4/86   |
| R. SHAH    | 09/09/94 |
| R. SHAH    | 10/25/94 |
| E. GOMEZ   | 12/21/00 |
|            |          |
|            |          |
|            |          |
|            |          |

ILLINOIS DEPARTMENT OF TRANSPORTATION

OUTLET FOR CONCRETE CURB AND GUTTER

SCALE: VERT. NONE  
 HORIZ.

DRAWN BY

CHECKED BY

BD600-01 (BD-03)