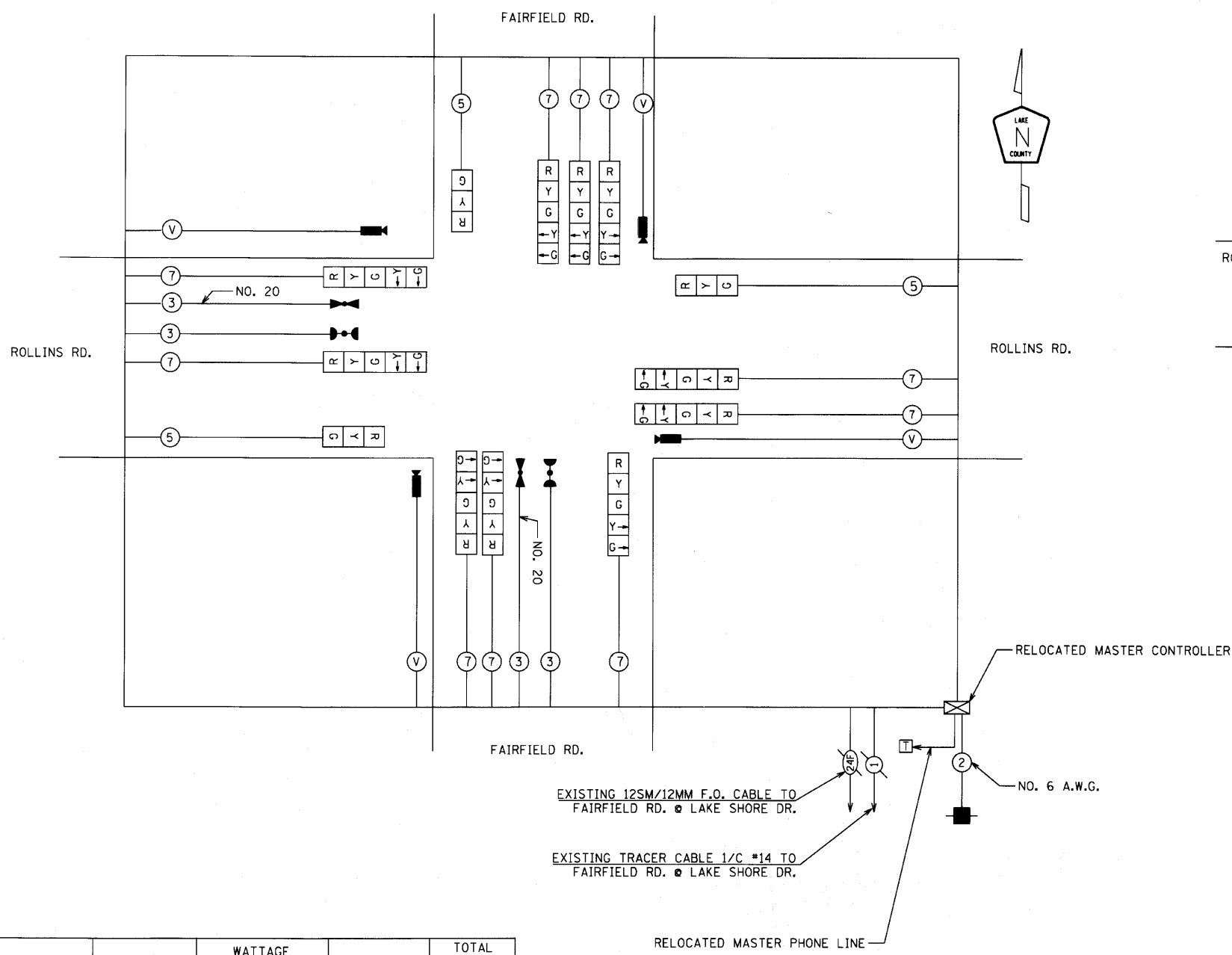
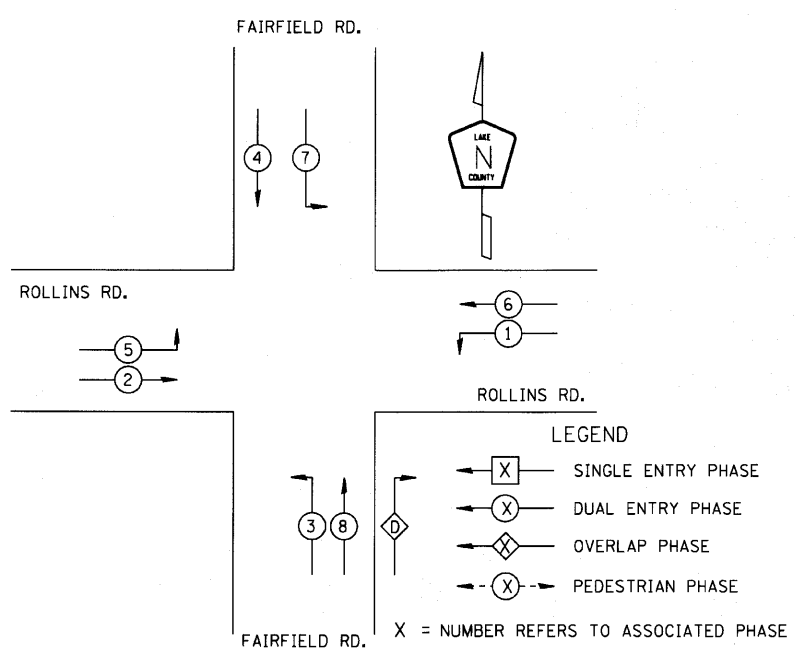


DATE PLOTTED: 10/05/2010 10:05:20 AM



TEMPORARY CONTROLLER SEQUENCE



TEMPORARY PHASE DESIGNATION DIAGRAM

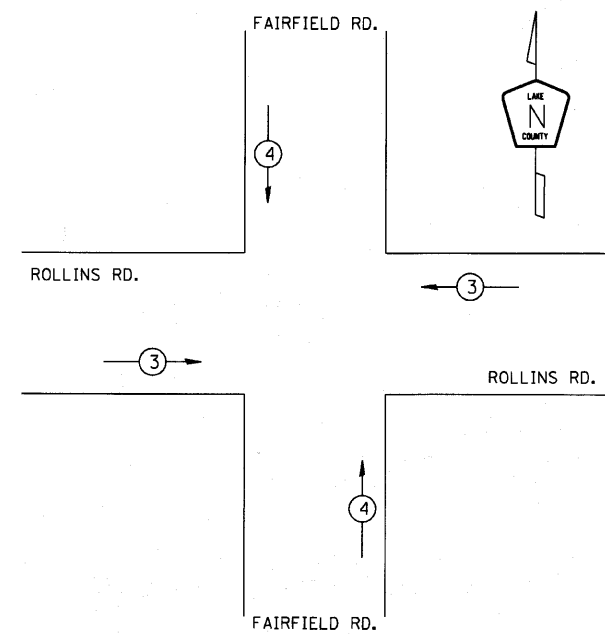
PHASE DESIGNATION DIAGRAM

DUAL ENTRY - ALL LEGS
PROTECTED/PERMITTED LEFT TURN PHASING
WITH RIGHT TURN OVERLAP

RIGHT TURN OVERLAP PHASE DESIGNATION

OVERLAP LETTER	PERMISSIVE PHASE	PROTECTED PHASE
D	= 8	+ 1

TEMPORARY EMERGENCY VEHICLE PREEMPTION SEQUENCE



PROPOSED EMERGENCY VEHICLE PREEMPTOR		
EMERGENCY VEHICLE PREEMPTOR	3	4
MOVEMENT	← →	↑ ↓

TYPE	NO. OF LAMPS	WATTAGE		% OPERATION	TOTAL WATTAGE (LED)
		INCAND.	LED		
SIGNAL	(RED)	13	10	0.50	65
	(YELLOW)	13	19	0.10	24.7
	(GREEN)	13	11	0.40	57.2
ARROW	20		9	0.10	18
PED SIGNAL			9	1.00	
CONTROLLER	1		9	1.00	100
LUMINAIRE			9	0.50	
L.E.D. ST. NAME SIGN			100	0.50	
VIDEO SYSTEM	1		250	1.00	150
BATTERY BACKUP			64		
			150		
			25		
TOTAL					414.90

ENERGY COSTS - BILLED TO: ROUND LAKE HEIGHTS
(ADDRESS) 619 PONTIAC CT.
(ADDRESS) ROUND LAKE HEIGHTS, IL
ENERGY SUPPLY - CONTACT: MS. KIM KANGAS
PHONE: (847) 816-5497
COMPANY: COMED

SCALE: N/A

CONTRACT NO. 09472