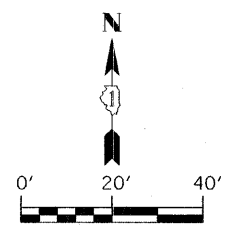
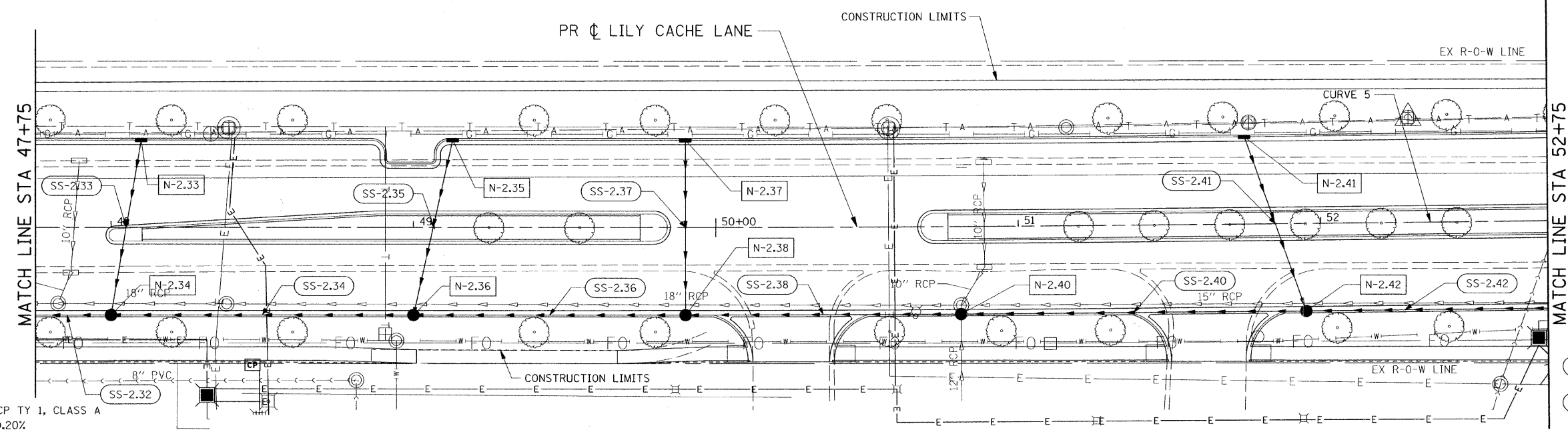


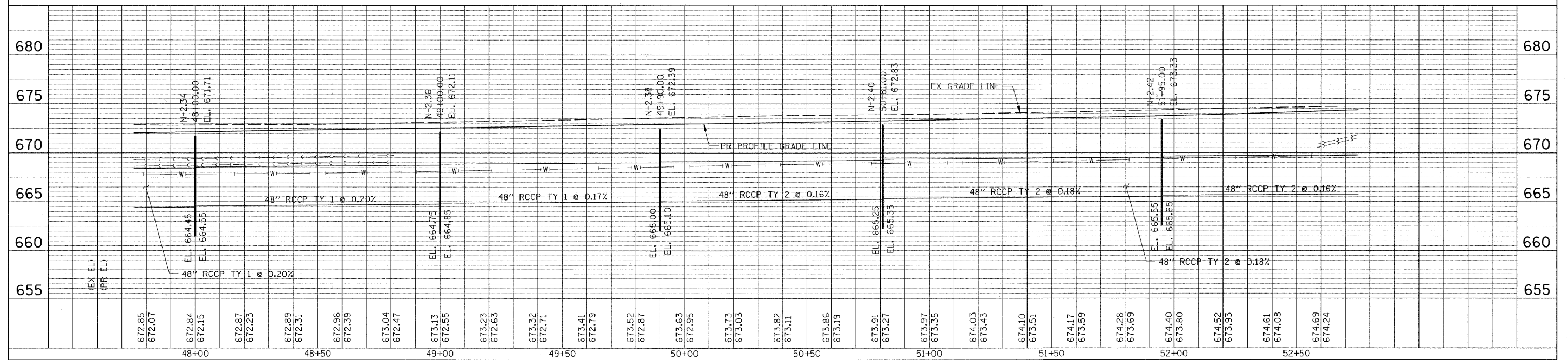
ALL STORM SEWER IS TO BE RUBBER GASKET AND IS PAID FOR AS "STORM SEWERS, RUBBER GASKET, CLASS A" OF THE TYPE AND DIAMETER SPECIFIED IN THE SUMMARY OF QUANTITIES AND SCHEDULE OF QUANTITIES.



- N-2.33 STA. 48+10, 27.5' LT. INLET, TY A, TY 3V F & G EOP ELEV. 671.75 S FL ELEV. 667.50
- N-2.35 STA. 49+13, 27.5' LT. INLET, TY A, TY 3V F & G EOP ELEV. 672.16 S FL ELEV. 668.15
- N-2.37 STA. 49+90, 27.5' LT. INLET, TY A, TY 3V F & G EOP ELEV. 672.47 S FL ELEV. 668.60
- N-2.41 STA. 51+75, 27.5' LT. INLET, TY A, TY 3V F & G EOP ELEV. 673.22 S FL ELEV. 669.50



- SS-2.32 48" RCCP TY 1, CLASS A 50' @ 0.20%
- SS-2.33 12" RCCP TY 2, CLASS A 59' @ 1.02%
- SS-2.34 48" RCCP TY 1, CLASS A 100' @ 0.20%
- SS-2.35 12" RCCP TY 2, CLASS A 59' @ 1.35%
- SS-2.36 48" RCCP TY 1, CLASS A 90' @ 0.17%
- N-2.34 STA. 48+00, 27.5' RT. CATCH BASIN, TY D (6' DIA) TY 15 FRAME & LID EOP ELEV. 671.71 N FL ELEV. 666.90 E FL ELEV. 664.55 W FL ELEV. 664.45
- N-2.36 STA. 49+00, 27.5' RT. CATCH BASIN, TY D (6' DIA) TY 15 FRAME & LID EOP ELEV. 672.11 N FL ELEV. 667.35 E FL ELEV. 664.85 W FL ELEV. 664.75
- N-2.38 STA. 49+90, 27.5' RT. CATCH BASIN, TY D (6' DIA) TY 15 FRAME & LID EOP ELEV. 672.47 N FL ELEV. 667.75 E FL ELEV. 665.10 W FL ELEV. 665.00
- N-2.40 STA. 50+81, 27.5' RT. CATCH BASIN, TY D (6' DIA) TY 15 FRAME & LID EOP ELEV. 672.83 N FL ELEV. 670.80 E FL ELEV. 665.35 W FL ELEV. 665.25
- N-2.42 STA. 51+95, 27.5' RT. CATCH BASIN, TY D (6' DIA) TY 15 FRAME & LID EOP ELEV. 673.33 N FL ELEV. 668.65 E FL ELEV. 665.65 W FL ELEV. 665.55
- SS-2.37 12" RCCP TY 2, CLASS A 58' @ 1.47%
- SS-2.38 48" RCCP TY 2, CLASS A 91' @ 0.16%
- SS-2.40 48" RCCP TY 2, CLASS A 114' @ 0.18%
- SS-2.41 12" RCCP TY 2, CLASS A 61' @ 1.39%
- SS-2.42 48" RCCP TY 2, CLASS A 95' @ 0.16%



FILE NAME = G:\S09\21\CAD\Drawings\90210P06.dgn	USER NAME = JE Consultants	DESIGNED -	REVISED -	STATE OF ILLINOIS DEPARTMENT OF TRANSPORTATION	F.A.U. RTE. 1578	SECTION 06-00046-01-PV	COUNTY WILL	TOTAL SHEETS 244	SHEET NO. 149	
PLOT SCALE = 20.0000" / IN.	CHECKED -	REVISOR -	SCALE:		SHEET NO. OF SHEETS	STA. 47+75 TO STA. 52+75	CONTRACT NO. 63503		ILLINOIS FED. AID PROJECT	
PLOT DATE = 11/16/2010	DATE -	REVISOR -								

PLAN	STAMPED	DATE
NOTE BOOK	PLOTTED	
NO.	BY	
	CHECKED	
	DATE	
	NO.	
	FILE NAME	

PROFILE	STAMPED	DATE
NOTE BOOK	PLOTTED	
NO.	BY	
	CHECKED	
	DATE	
	NO.	
	FILE NAME	