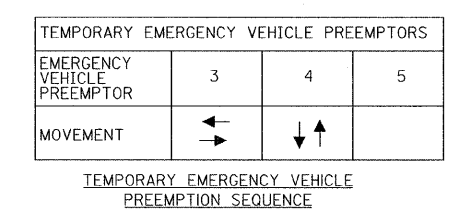
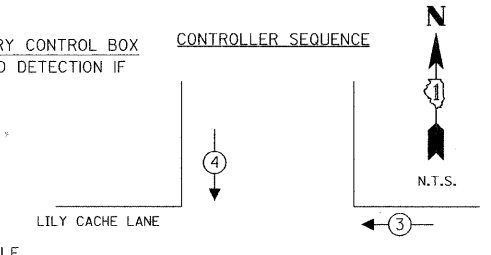
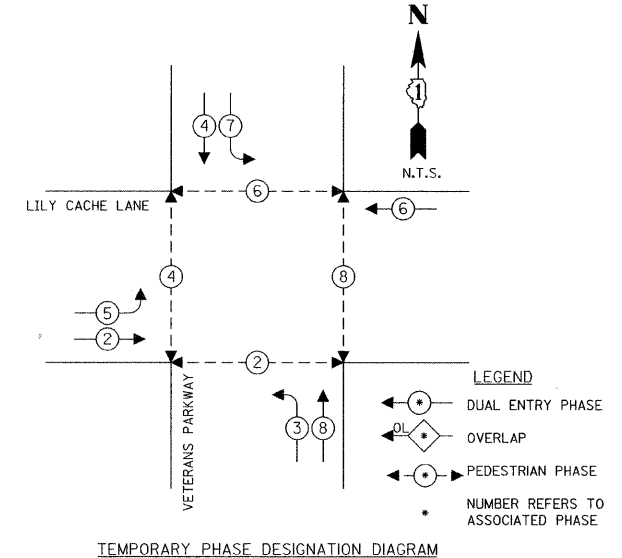
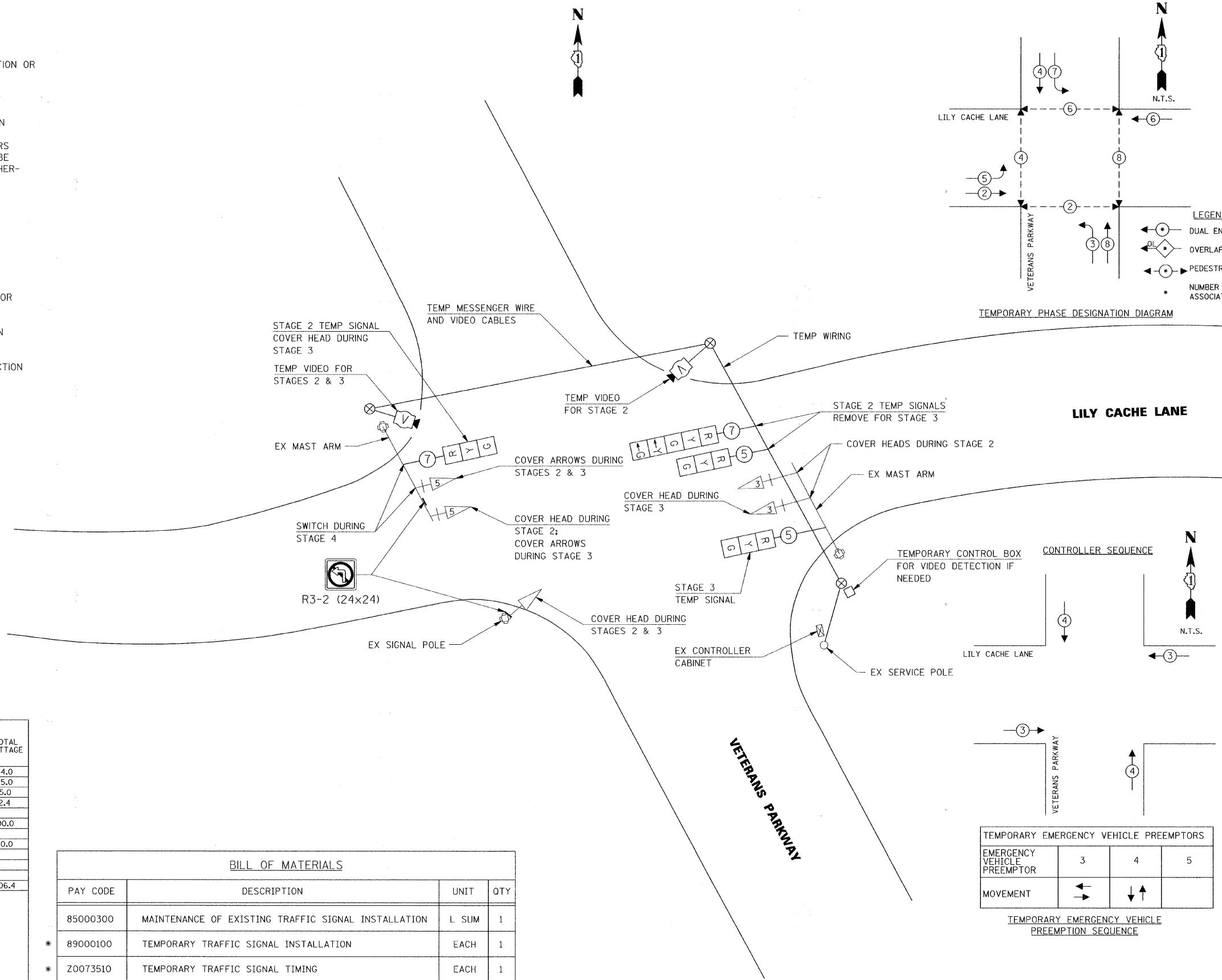


**TEMPORARY CABLE DIAGRAM LEGEND**

- R TEMPORARY TRAFFIC SIGNAL SECTION OR PEDESTRIAN SIGNAL SECTION 12"
- ⊠ TEMPORARY CONTROLLER CABINET
- ⊞ TEMPORARY SERVICE INSTALLATION
- 5 INDICATES NUMBER OF CONDUCTORS IN CABLE. ALL CONDUCTORS TO BE NUMBER 14 AWG WIRE UNLESS OTHERWISE NOTED.
- ▶ EMERGENCY VEHICLE LIGHT DETECTOR
- ◐ CONFIRMATION BEACON
- VEHICLE DETECTOR, INDUCTION LOOP
- ⊙ PEDESTRIAN PUSHBUTTON DETECTOR
- ⊞ 12" PEDESTRIAN SIGNAL SECTION
- V TEMPORARY VIDEO VEHICLE DETECTION
- ⊞ TEMPORARY LUMINAIRE



TYPE	NO. LAMPS	WATTAGE INCAND.	LED	% OPERATION	TOTAL WATTAGE
SIGNAL (RED)	4	135	17	0.50	34.0
(YELLOW)	4	135	25	0.25	25.0
(GREEN)	4	135	15	0.25	15.0
ARROW	2	135	12	0.10	2.4
PED. SIGNAL					
CONTROLLER	1	100	100	1.00	100.0
ILLUM. SIGN					
VIDEO CAMERAS	2	15		1.00	30.0
LUMINAIRE					
FLASHER					
				TOTAL=	206.4

ENERGY COSTS TO:  
VILLAGE OF BOLINGBROOK

ENERGY SUPPLY CONTACT:  
PHONE:  
COMPANY:

BILL OF MATERIALS			
PAY CODE	DESCRIPTION	UNIT	QTY
85000300	MAINTENANCE OF EXISTING TRAFFIC SIGNAL INSTALLATION	L SUM	1
* 89000100	TEMPORARY TRAFFIC SIGNAL INSTALLATION	EACH	1
* Z0073510	TEMPORARY TRAFFIC SIGNAL TIMING	EACH	1