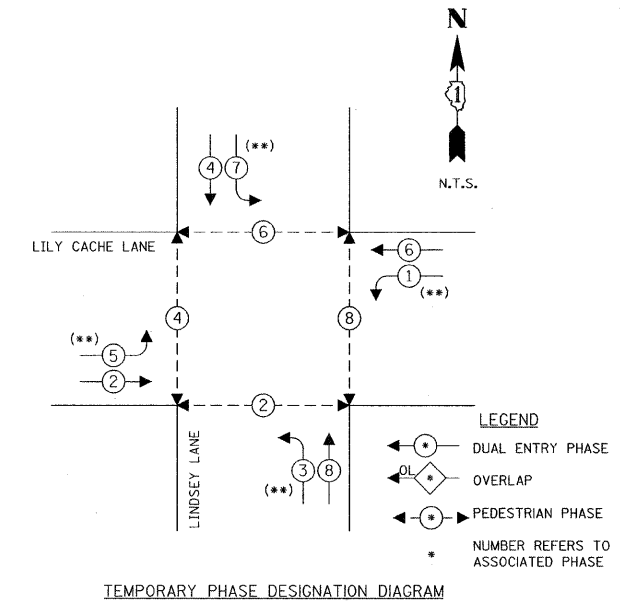
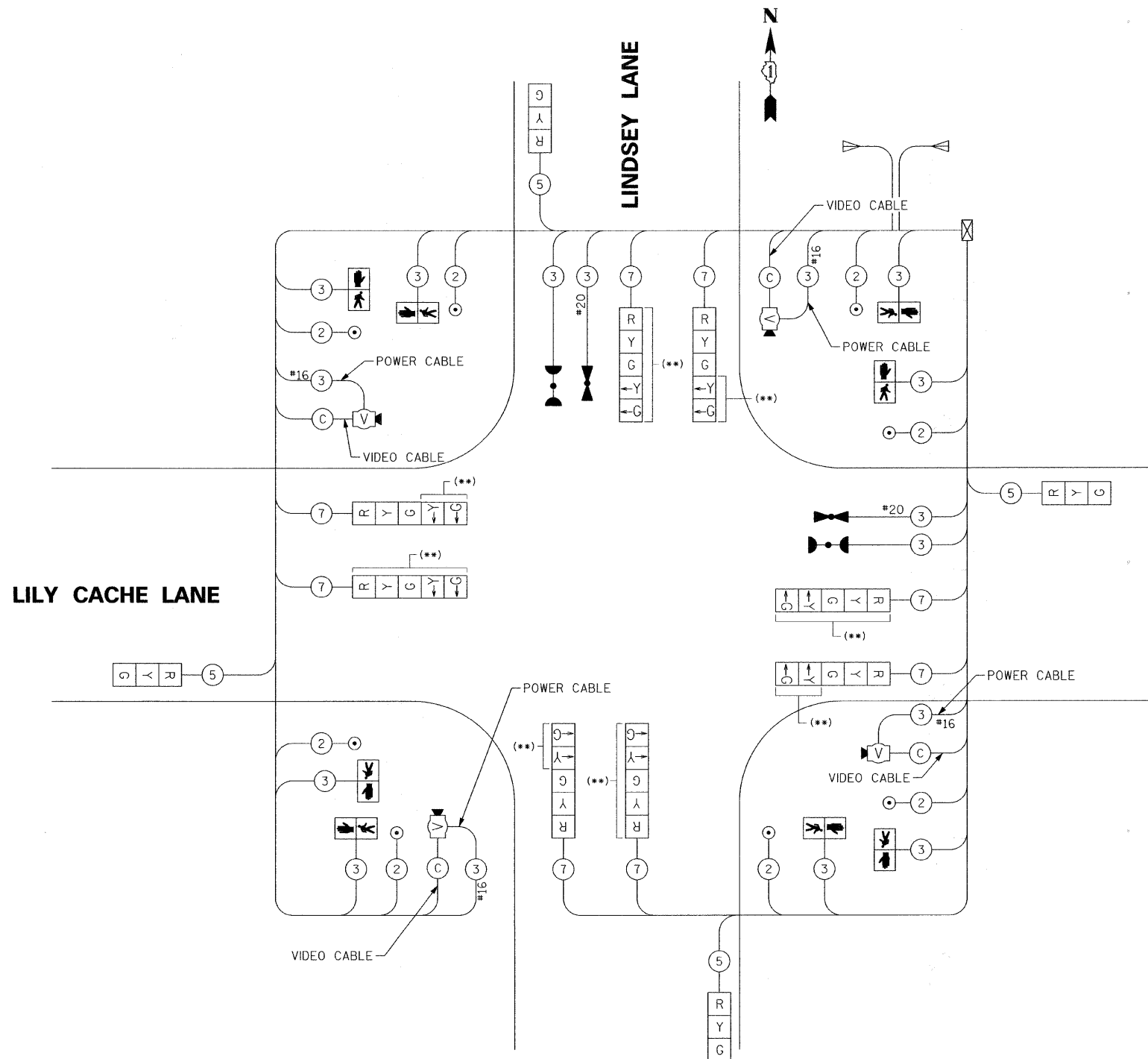
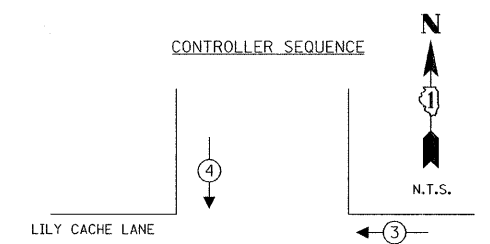


TEMPORARY CABLE DIAGRAM LEGEND

- R TEMPORARY TRAFFIC SIGNAL SECTION OR PEDESTRIAN SIGNAL SECTION 12"
- ⊠ TEMPORARY CONTROLLER CABINET
- ⊕ TEMPORARY SERVICE INSTALLATION
- 5 INDICATES NUMBER OF CONDUCTORS IN CABLE. ALL CONDUCTORS TO BE NUMBER 14 AWG WIRE UNLESS OTHERWISE NOTED.
- ▶ EMERGENCY VEHICLE LIGHT DETECTOR
- ◀ CONFIRMATION BEACON
- VEHICLE DETECTOR, INDUCTION LOOP
- PEDESTRIAN PUSHBUTTON DETECTOR
- ⊠ 12" PEDESTRIAN SIGNAL SECTION
- V TEMPORARY VIDEO VEHICLE DETECTION
- ✖ TEMPORARY LUMINAIRE



(**) STAGE 1 AND STAGE 4 ONLY



TEMPORARY EMERGENCY VEHICLE PREEMPTORS			
EMERGENCY VEHICLE PREEMPTOR	3	4	5
MOVEMENT	←	↓	↑

TEMPORARY EMERGENCY VEHICLE PREEMPTION SEQUENCE

TYPE	NO. LAMPS	WATTAGE INCAND.	LED	% OPERATION	TOTAL WATTAGE
SIGNAL (RED)	12	135	17	0.50	102.0
(YELLOW)	12	135	25	0.25	75.0
(GREEN)	12	135	15	0.25	45.0
ARROW	16	135	12	0.10	19.2
PED. SIGNAL					
CONTROLLER	1	100	100	1.00	100.0
ILLUM. SIGN					
VIDEO CAMERAS	4	15		1.00	60.0
LUMINAIRE					
FLASHER					
TOTAL=					401.2

ENERGY COSTS TO:
VILLAGE OF BOLINGBROOK

ENERGY SUPPLY CONTACT:
PHONE:
COMPANY:

FILE NAME =
G:\S09021\CADD_Sheets\TS & LIGHTING\dl011.Lindsey_TF_02.dgn

DESIGNED -
DRAWN -
CHECKED -
PLOT DATE = 11/16/2010

DESIGNED -
DRAWN -
CHECKED -
DATE -

STATE OF ILLINOIS
DEPARTMENT OF TRANSPORTATION

LILY CACHE LANE AT LINDSEY LANE
TEMPORARY CABLE PLAN

SCALE: SHEET NO. OF SHEETS STA. TO STA.

F.A.U.	SECTION	COUNTY	TOTAL SHEETS	SHEET NO.
1578	06-00046-01-PV	WILL	244	195
CONTRACT NO. 63503				
ILLINOIS FED. AID PROJECT				