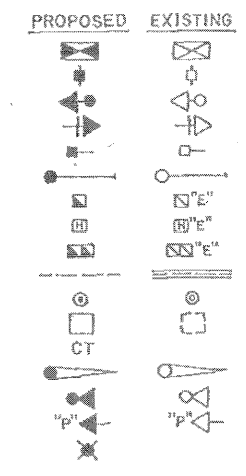


SURVEYED BY: DATE:
 ALIGNED BY: DATE:
 RT. OF WAY CHECKED BY: DATE:
 GOOD FILE NAME:
 PLAN NO.:
 SURVEYED BY: DATE:
 GRADES CHECKED BY: DATE:
 B.M. NOTED BY: DATE:
 PLUG HOLE NOTATIONS:
 PROFILE NO.:
 SURVEYED BY: DATE:
 GRADES CHECKED BY: DATE:
 B.M. NOTED BY: DATE:
 PLUG HOLE NOTATIONS:
 PROFILE NO.:

CHRISTOPHER B. BURKE ENGINEERING LTD.
 3575 West Higgins Road, Suite 600
 Rosemont, Illinois 60018
 (815) 923-0500

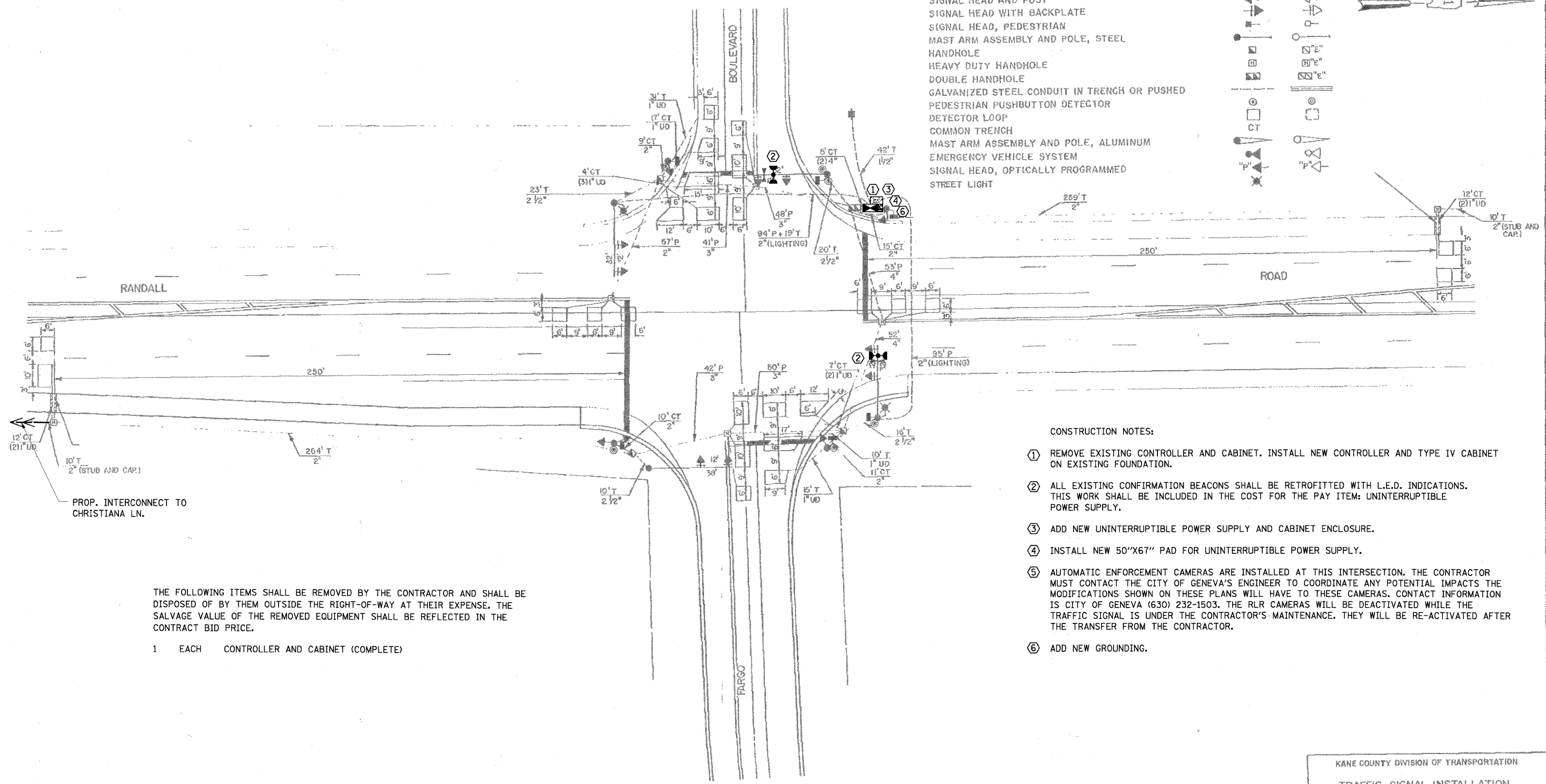
TRAFFIC SIGNAL LEGEND

- CONTROLLER
- SERVICE INSTALLATION
- SIGNAL HEAD AND POST
- SIGNAL HEAD WITH BACKPLATE
- SIGNAL HEAD, PEDESTRIAN
- MAST ARM ASSEMBLY AND POLE, STEEL
- HANDHOLE
- HEAVY DUTY HANDHOLE
- DOUBLE HANDHOLE
- GALVANIZED STEEL CONDUIT IN TRENCH OR PUSHED
- PEDESTRIAN PUSHBUTTON DETECTOR
- DETECTOR LOOP
- COMMON TRENCH
- MAST ARM ASSEMBLY AND POLE, ALUMINUM
- EMERGENCY VEHICLE SYSTEM
- SIGNAL HEAD, OPTICALLY PROGRAMMED
- STREET LIGHT



F.A.P. RT.	SECTION	COUNTY	TOTAL SHEETS	SHEET NO.
336	09-00237-02-TL	KANE	100	24

STA. TO STA.
 FED. AID DIST. NO. 1 ILLINOIS FED. AID PROJECT
 *91-00203-03-TL




PROP. INTERCONNECT TO CHRISTIANA LN.

THE FOLLOWING ITEMS SHALL BE REMOVED BY THE CONTRACTOR AND SHALL BE DISPOSED OF BY THEM OUTSIDE THE RIGHT-OF-WAY AT THEIR EXPENSE. THE SALVAGE VALUE OF THE REMOVED EQUIPMENT SHALL BE REFLECTED IN THE CONTRACT BID PRICE.

- 1 EACH CONTROLLER AND CABINET (COMPLETE)

CONSTRUCTION NOTES:

- ① REMOVE EXISTING CONTROLLER AND CABINET. INSTALL NEW CONTROLLER AND TYPE IV CABINET ON EXISTING FOUNDATION.
- ② ALL EXISTING CONFIRMATION BEACONS SHALL BE RETROFITTED WITH L.E.D. INDICATIONS. THIS WORK SHALL BE INCLUDED IN THE COST FOR THE PAY ITEM: UNINTERRUPTIBLE POWER SUPPLY.
- ③ ADD NEW UNINTERRUPTIBLE POWER SUPPLY AND CABINET ENCLOSURE.
- ④ INSTALL NEW 50"X67" PAD FOR UNINTERRUPTIBLE POWER SUPPLY.
- ⑤ AUTOMATIC ENFORCEMENT CAMERAS ARE INSTALLED AT THIS INTERSECTION. THE CONTRACTOR MUST CONTACT THE CITY OF GENEVA'S ENGINEER TO COORDINATE ANY POTENTIAL IMPACTS THE MODIFICATIONS SHOWN ON THESE PLANS WILL HAVE TO THESE CAMERAS. CONTACT INFORMATION IS CITY OF GENEVA (630) 232-1503. THE RLR CAMERAS WILL BE DEACTIVATED WHILE THE TRAFFIC SIGNAL IS UNDER THE CONTRACTOR'S MAINTENANCE. THEY WILL BE RE-ACTIVATED AFTER THE TRANSFER FROM THE CONTRACTOR.
- ⑥ ADD NEW GROUNDING.



REVISIONS	
NAME	DATE

KANE COUNTY DIVISION OF TRANSPORTATION
TRAFFIC SIGNAL INSTALLATION
 RANDALL ROAD AT
 FARGO BOULEVARD

SCALE: 1"=20'
 DATE: JANUARY 2, 1992
 DRAWN BY: STH
 CHECKED BY: PKG/AGP

FILE NAME = N:\kane\county\080673\1\ref\1024_TSD_Randall11-	USER NAME = FPACIONE or-gov.dgn	DESIGNED - ABR	REVISED -	STATE OF ILLINOIS DEPARTMENT OF TRANSPORTATION	TRAFFIC SIGNAL MODERNIZATION PLAN RANDALL ROAD AND FARGO BOULEVARD	F.A.P. RT. = 336	SECTION = 09-00237-02-TL	COUNTY = KANE	TOTAL SHEETS = 100	SHEET NO. = 24
PLOT SCALE = NOT TO SCALE	CHECKED - MJT	REVISED -	SCALE: SHEET NO. OF SHEETS STA. -- TO STA. --			CONTRACT NO. 63525				
PLOT DATE = 11/3/2010	DATE - AUGUST 31, 2010	REVISED -	ILLINOIS FED. AID PROJECT							