TEMPORARY CONTROLLER SEQUENCE

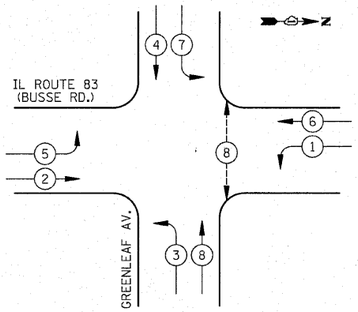

TEMPORARY EMERGENCY VEHICLE PREEMPTION SEQUENCE

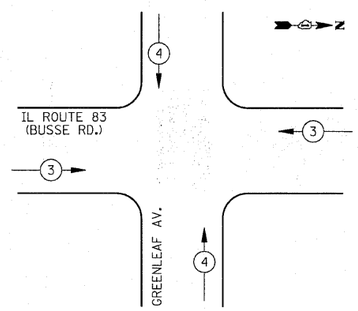

TEMPORARY EMERGENCY VEHICLE PREEMPTORS		
EMERGENCY VEHICLE PREEMPTOR	3	4
MOVEMENT	← →	↑ ↓

LEGEND

- DUAL ENTRY PHASE
- SINGLE ENTRY PHASE
- OL — OVERLAP
- PEDESTRIAN PHASE
- • NUMBER REFERS TO ASSOCIATED PHASE

TEMPORARY PHASE DESIGNATION DIAGRAM

TEMPORARY CABLE PLAN NOTES

1. THIS TEMPORARY EMERGENCY VEHICLE PREEMPTION DETECTOR SHALL PLACE A CALL IN PHASES 4 AND 7.

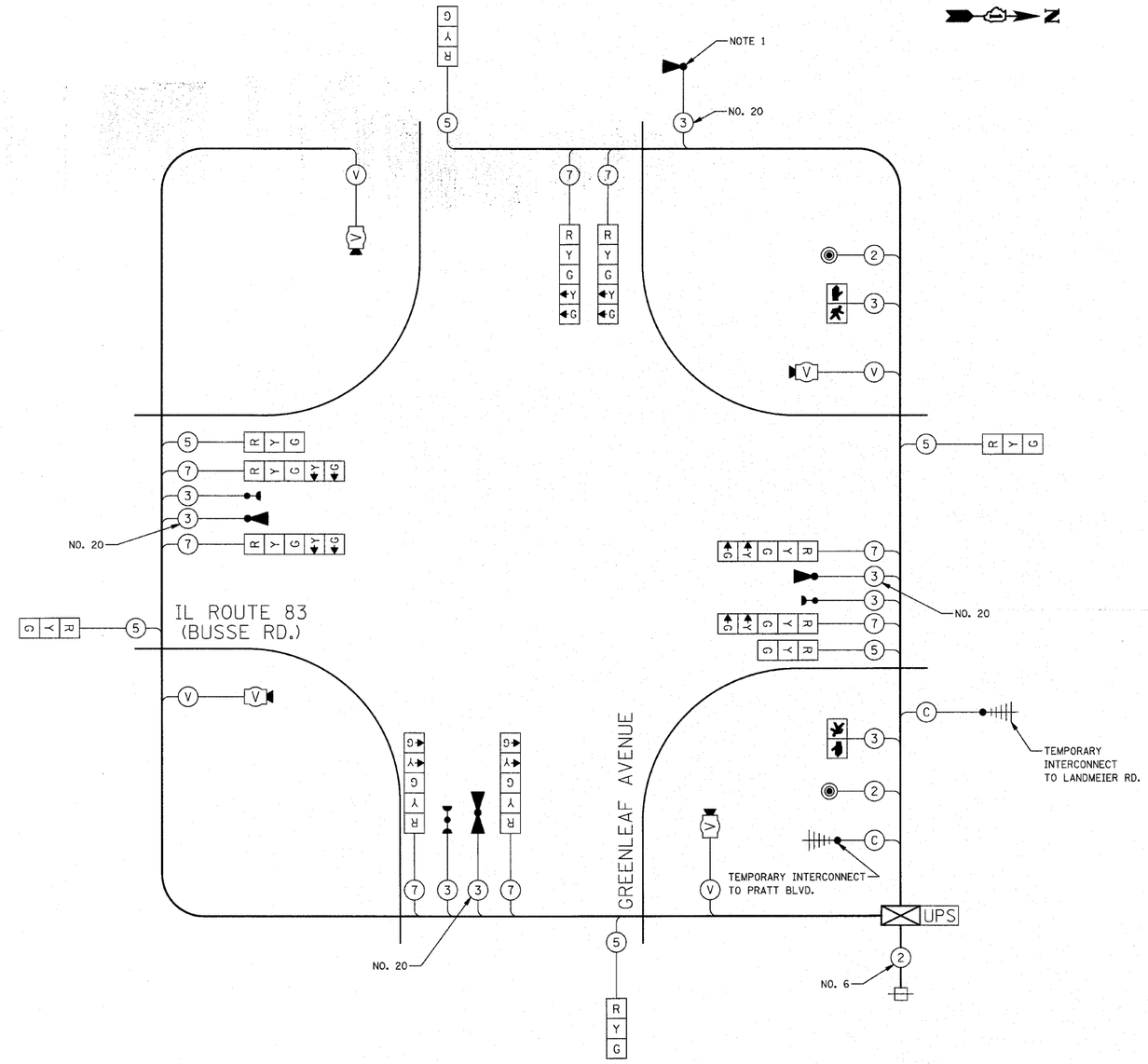

TEMPORARY CABLE PLAN

NOT TO SCALE

I.D.O.T. TRAFFIC SIGNAL INSTALLATION ELECTRICAL SERVICE REQUIREMENTS					TOTAL WATTAGE
TYPE	NO. LAMPS	WATTAGE INCAND.	WATTAGE LED	% OPERATION	
SIGNAL (RED)	14		17	0.50	119
(YELLOW)	14		25	0.25	88
(GREEN)	14		15	0.25	53
ARROW	16		12	0.10	19
PED. SIGNAL	2		25	1.00	50
CONTROLLER	1		100	1.00	100
VIDEO SYSTEM	1		150	1.00	150
FLASHER				0.50	
				TOTAL =	579

ENERGY COSTS TO: ILLINOIS DEPARTMENT OF TRANSPORTATION
201 WEST CENTER COURT
SCHAUMBURG, IL 60196-1096

ENERGY SUPPLY: CONTACT: ELEANOR SARALLO
PHONE: (630) 424-5124
COMPANY: COM ED

NOTE:
THE TRAFFIC SIGNAL CONTROLLER EQUIPMENT FOR THIS PROJECT SHALL BE "ECONOLITE" TO MATCH THE EXISTING ADJACENT SYSTEM.

FILE NAME = ...\02_Temp Cable Plan.dgn	USER NAME = djk	DESIGNED - BRD	REVISED -
		DRAWN - JRT	REVISED -
	PLOT SCALE = 50.0000 ' / IN.	CHECKED - JJE	REVISED -
	PLOT DATE = 10/21/2010	DATE - 10-22-10	REVISED -

STATE OF ILLINOIS
DEPARTMENT OF TRANSPORTATION

TEMPORARY CABLE PLAN, TEMPORARY SEQUENCE OF OPERATION, & TEMPORARY EMERGENCY VEHICLE PREEMPTION SEQUENCE
IL ROUTE 83 (BUSSE RD.) AND GREENLEAF AVENUE

SCALE: NOT TO SCALE | SHEET NO. 1 OF 1 SHEETS | STA. | TO STA.

F.A.P. RTE.	SECTION	COUNTY	TOTAL SHEETS	SHEET NO.
344	09-00056-00-CH	COOK	111	54
		CONTRACT NO. 63527		

FED. ROAD DIST. NO. 1 | ILLINOIS | FED. AID PROJECT M-9003(659)

PLAN — SURVEYED / PLOTTED / ALIGNMENT CHECKED / RT. OF WAY STAKED / CADD FILE NAME / NOTE BOOK NO. / BY / DATE

PROFILE — SURVEYED / PLOTTED / GRADES CHECKED / RT. OF WAY STAKED / STRUCTURE NOTATIONS CHKD / NOTE BOOK NO. / BY / DATE