Notes:
See sheet SA17 of SA28 for Sections C-C and D-D.

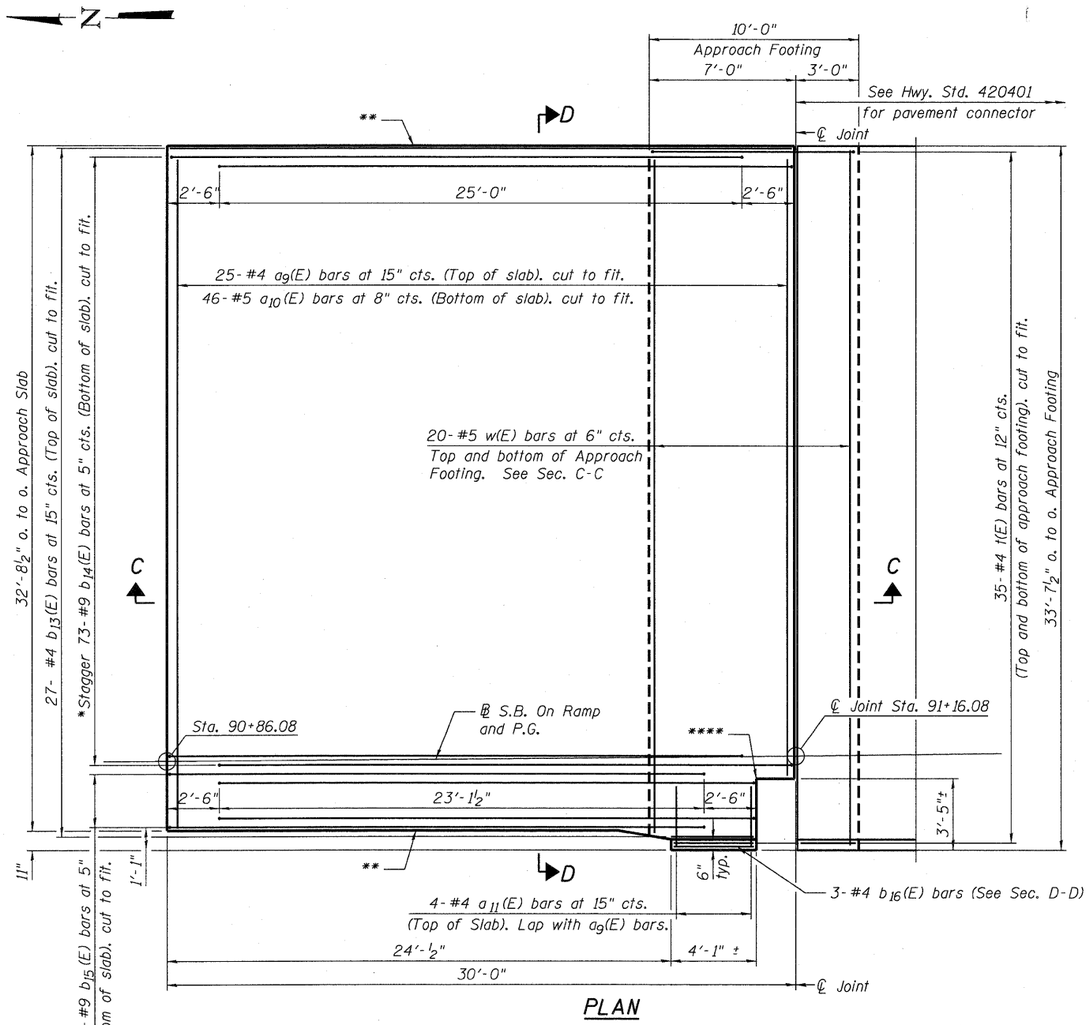

PLAN

* Tilt #9 b_{14}(E) and b_{15}(E) bars as required to maintain clearance.

** Closed cell joint filler according to Article 1051.08 of the Std. Specifications: full depth of slab. full length of parapet.

**** Contractor must locate existing Inlet Box and verify existing dimensions. Approach slab to be cast around existing Inlet Box.

*** Cost included with Concrete Superstructure.

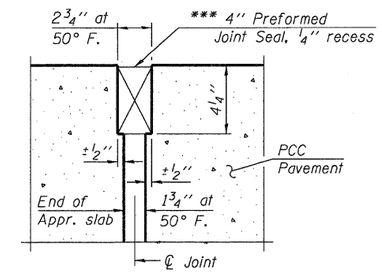

RIGID PAVEMENT

DETAIL A

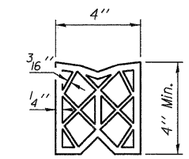

PREFORMED
JOINT SEAL

FILE NAME = 08R0115-64D95-SA16-APPR1.dgn	USER NAME = JACOBS	DESIGNED - LJH	REVISED -	STATE OF ILLINOIS DEPARTMENT OF TRANSPORTATION	SOUTH BRIDGE APPROACH SLAB DETAILS I STRUCTURE NO. 081-0115	F.A.I RTE.	SECTION	COUNTY	TOTAL SHEETS	SHEET NO.
JACOBS		CHECKED - KEB	REVISED -			74	(81-1HB)D	ROCK ISLAND	78	34
	PLOT SCALE =	DRAWN - LJH	REVISED -			CONTRACT NO. 64D95				
	PLOT DATE = 10/28/2010	CHECKED - KEB	REVISED -		SHEET NO. SA16 OF SA28 SHEETS	ILLINOIS FED. AID PROJECT				