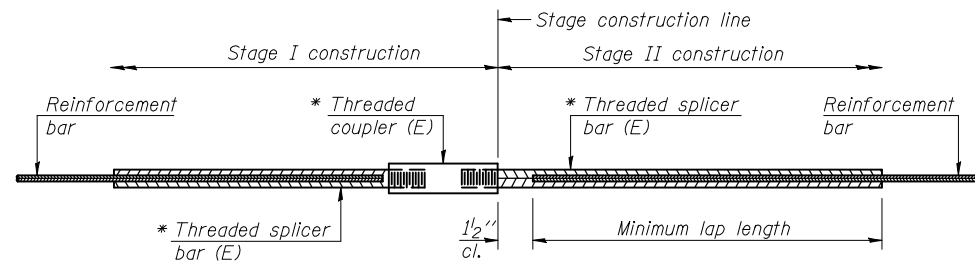


STATE OF ILLINOIS  
DEPARTMENT OF TRANSPORTATION



**STANDARD BAR SPLICER ASSEMBLY**

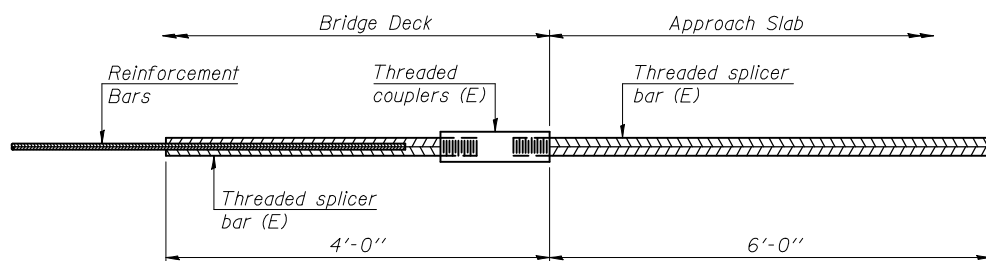
Minimum Lap Lengths				
Bar size to be spliced	Table 1	Table 2	Table 3	Table 4
3, 4	1'-5"	1'-11"	2'-1"	2'-4"
5	1'-9"	2'-5"	2'-7"	2'-11"
6	2'-1"	2'-11"	3'-1"	3'-6"
7	2'-9"	3'-10"	4'-2"	4'-8"
8	3'-8"	5'-1"	5'-5"	6'-2"
9	4'-7"	6'-5"	6'-10"	7'-9"

Table 1: Black bar, 0.8 Class C  
Table 2: Black bar, Top bar lap, 0.8 Class C  
Table 3: Epoxy bar, 0.8 Class C  
Table 4: Epoxy bar, Top bar lap, 0.8 Class C

Threaded splicer bar length = min. lap length + 1/2" + thread length

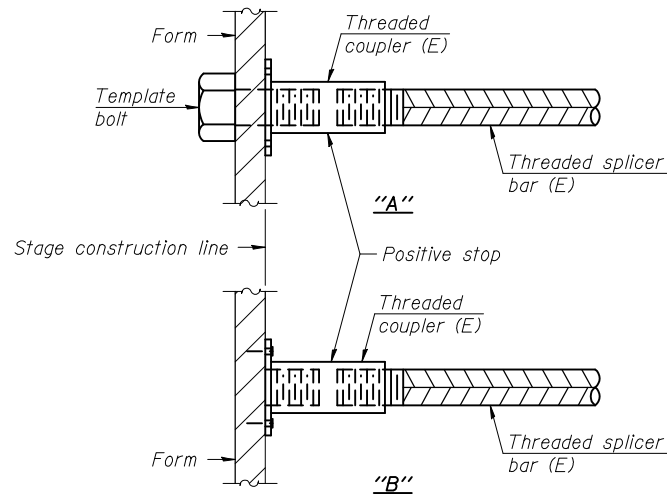
\* Epoxy not required on Bar Splicer Assembly components used in conjunction with black bars.

Location	Bar size	No. assemblies required	Table for minimum lap length
Deck	#5	336	2'-7"
Diaphragm	#6	20	3'-1"
Abutments	#7	24	4'-2"
Appr. Slab	#4	50	2'-1"
Appr. Slab	#5	172	2'-7"



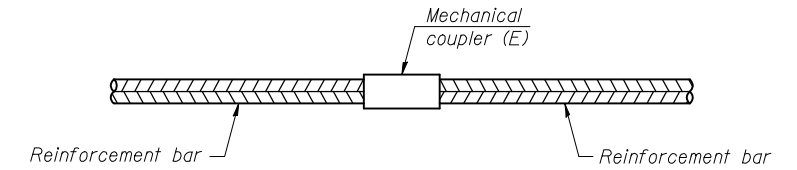
**BAR SPLICER ASSEMBLY FOR #5 BAR ON INTEGRAL OR SEMI-INTEGRAL ABUTMENTS**

No. required = 72



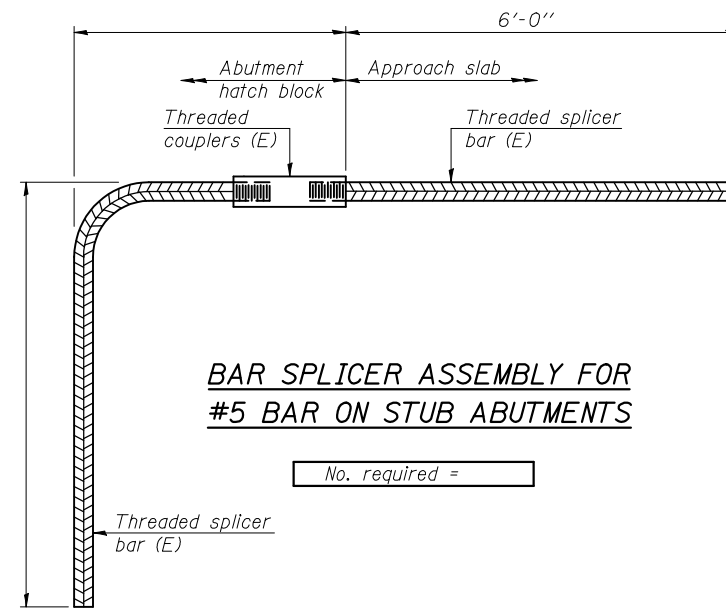
**INSTALLATION AND SETTING METHODS**

"A" : Set bar splicer assembly by means of a template bolt.  
"B" : Set bar splicer assembly by nailing to wood forms or cementing to steel forms.  
(E) : Indicates epoxy coating.



**STANDARD MECHANICAL SPLICER**

Location	Bar size	No. assemblies required



**BAR SPLICER ASSEMBLY FOR #5 BAR ON STUB ABUTMENTS**

No. required =

**NOTES**

Splicer bars shall be deformed with threaded ends and have a minimum 60 ksi yield strength.  
All reinforcement shall be lapped and tied to the splicer bars.  
Bar splicer assemblies shall be epoxy coated according to the requirements for reinforcement bars. See Section 508 of the Standard Specifications.  
See special provision for Mechanical Splicers.  
See approved list of bar splicer assemblies and mechanical splicers for alternatives.

**BAR SPLICER ASSEMBLY DETAILS  
STRUCTURE NO. 034-0522**

DESIGNED Fess Teklehaimanot  
CHECKED Stephen M. Ryan  
DRAWN h.t. duong  
CHECKED FT/SMR

November 24, 2010  
EXAMINED Thomas J. Domagala  
PASSED Ralph E. Anderson

BSD-1 11-1-09

SHEET NO. 20 23 SHEETS	F.A.P. RTE.	SECTION	COUNTY	TOTAL SHEETS	SHEET NO.
	506	123B-1	HANCOCK	54	70
CONTRACT NO. 72992					
ILLINOIS FED. AID PROJECT					