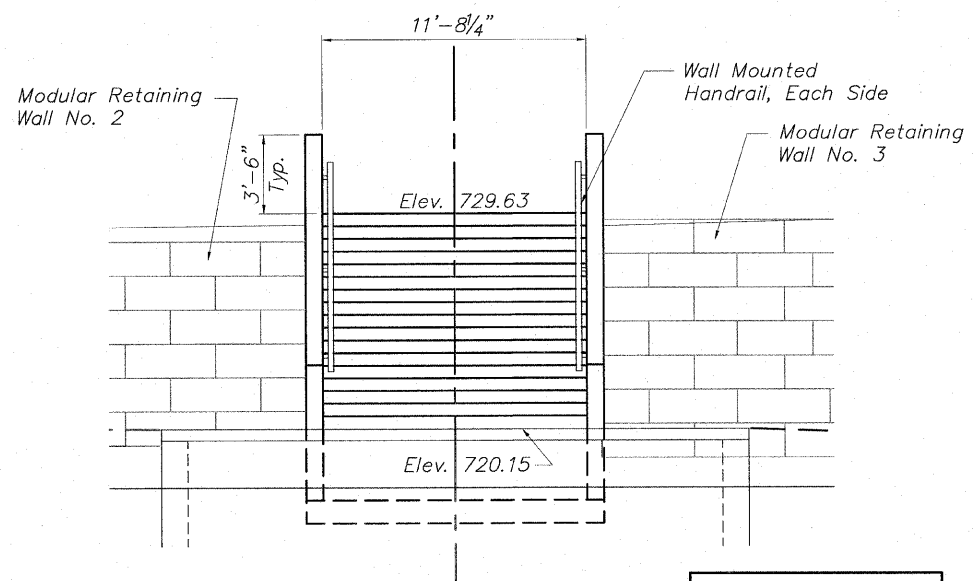
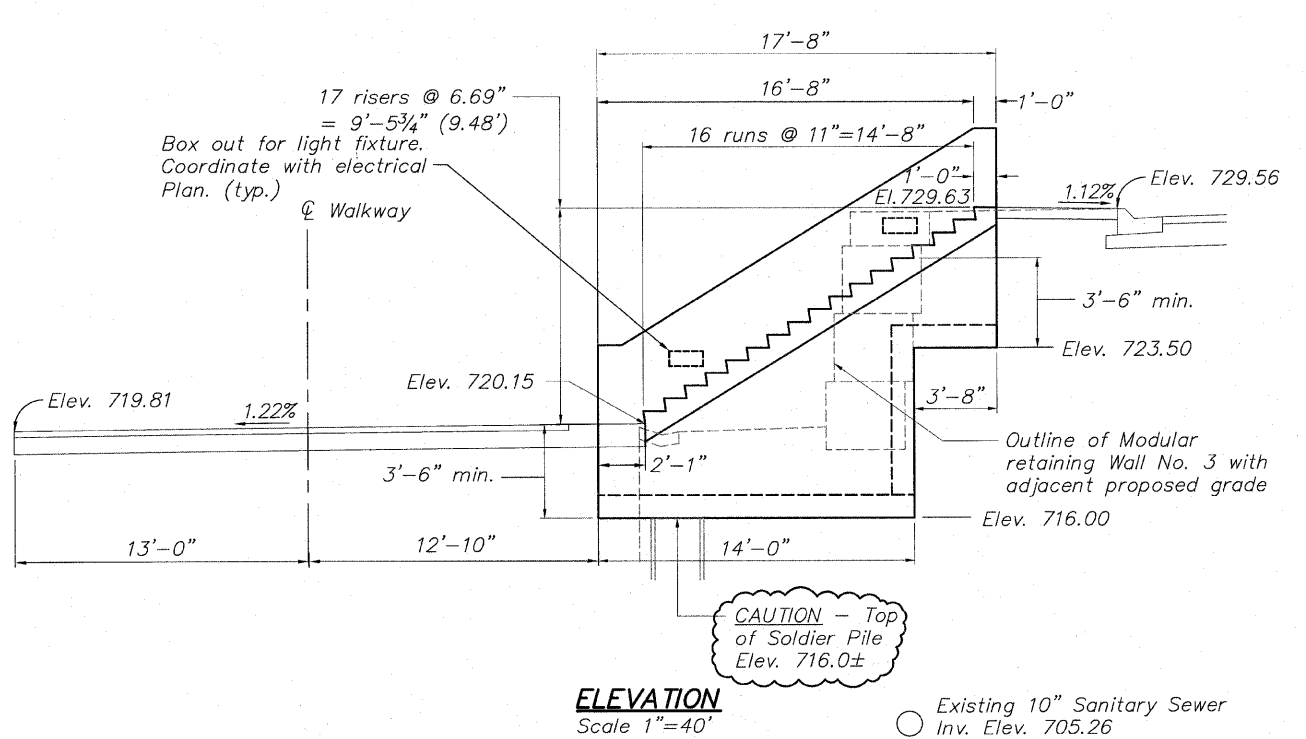
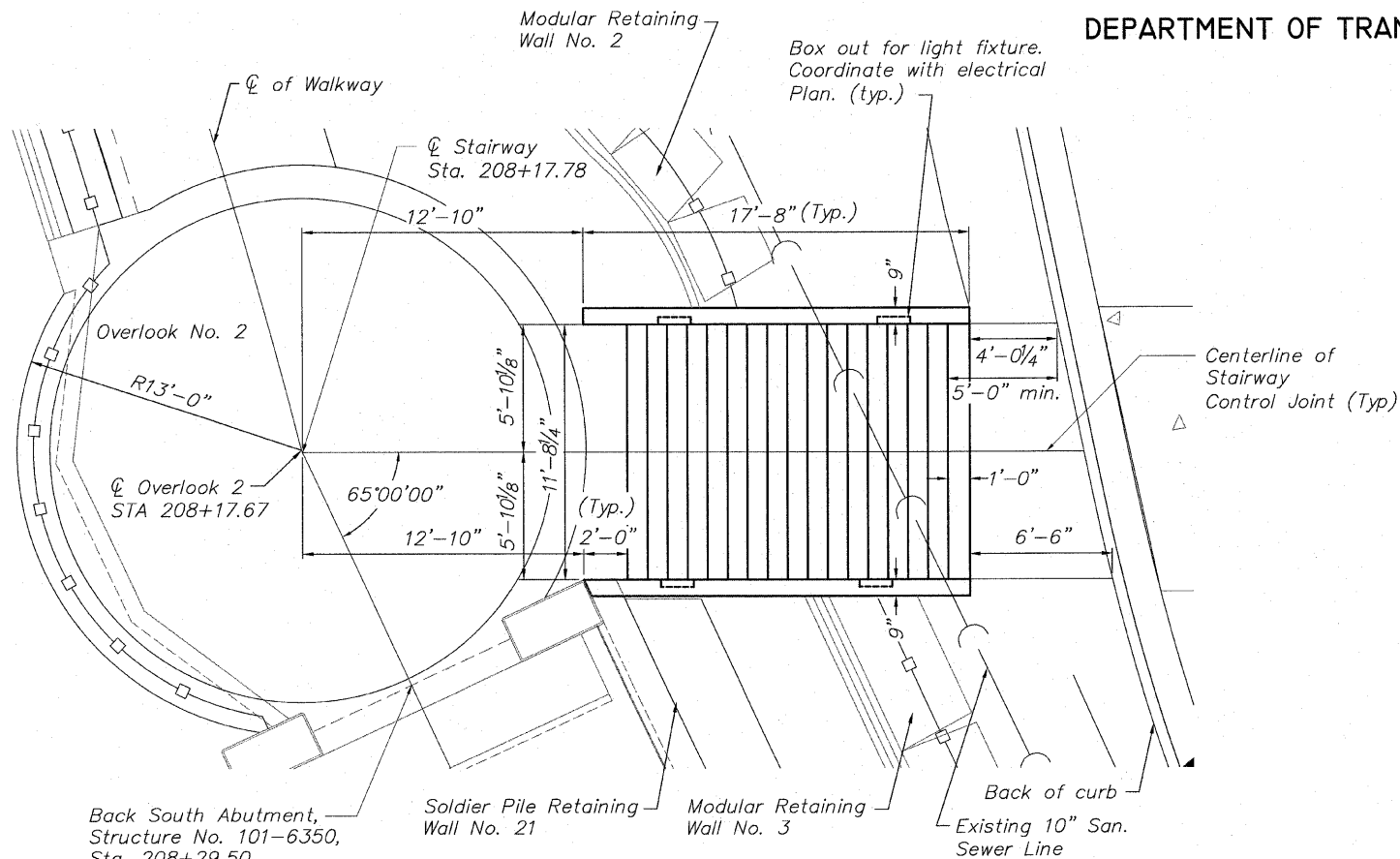


NOTES:


1. It shall be the responsibility of the Contractor to verify all dimensions and conditions existing in the field prior to construction and ordering materials.
2. The concrete shall be constructed as shown in accordance with Section 503 of the "Standard Specifications for Road and Bridge Construction".
3. All exposed edges of concrete walls shall have a 3/4" x 45° chamfer, except as shown otherwise. Chamfers on vertical edges shall be continued a minimum of one foot below finished ground level.
4. Stair tread edges shall be protected with Balco, Inc Model P-200 or equal installed according to manufactures instructions.
5. Reinforcement bars shall all be epoxy coated.
6. See Landscape Architect sheet 137 for handrail detail.
7. Refer to Electrical Plan sheet 40 for lighting insets. Provide box-out in sidewalls for flush panels.
8. Stair Tread Nosings shall be installed in two halves to allow for a scored or sawed contraction joint along the centerline of the stairs. The joint shall be sealed with a premium polyurethane sealant in accordance with the Standard Specifications.



INDEX OF STAIRWAY SHEETS

1. General Plan and Elevation at Overlook No. 2
2. General Plan and Elevation at Boat House
3. South Stairs at Overlook No. 2 Stairway Details
4. North Stairs at Boat House Stairway Details
5. North Stairs at Boat House Stairway Details

SOUTH STAIRS AT OVERLOOK NO. 2
PLAN AND ELEVATION
PEDESTRIAN RIVERWALK
ALONG THE ROCK RIVER
WINNEBAGO COUNTY
SECTION NO. 06-00543-00-BT
STATION 208+17.78



EXP. 11/30/12

DESIGNED	CTB
CHECKED	AAG
DRAWN	JAW
CHECKED	JWH

McClure
Engineering Associates, Inc.
7282 Argus Drive
(815) 398-2332
Rockford, Illinois 61107-5837
Fax (815) 398-2496
Design Firm License: Illinois#184-000816
Copyright 2010 By McClure Engineering Associates, Inc.

SHEET NO. 1
5 SHEETS

F.A. RTE.	SECTION	COUNTY	TOTAL SHEETS	SHEET NO.
	06-00543-00-BT	WINNEBAGO	148	46
FED. ROAD DIST. NO.	ILLINOIS	FED. AID PROJECT	CONTRACT NO. 85521	

I:\1-08-008 RIVERWALK MUSEUM\DESIGN\DRAWINGS\STRUCTURAL\OPRE\08-008 STAIRS\F&E.DWG. GPRE SOUTH STAIRS. 10/26/2010 2:01:45 PM. JWH