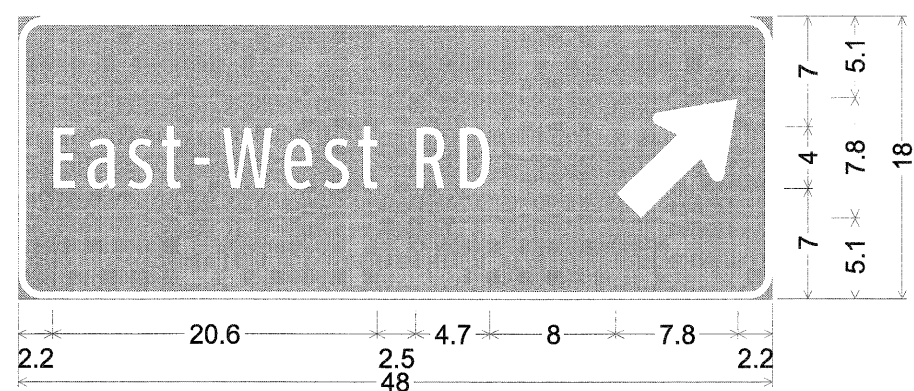


1.5" Radius, 0.5" Border, White on Green;
[Main Central] ClearviewHwy-1-W;
Standard Arrow Custom 9.9" X 6.1" 45{;
Table of letter and object lefts.

M	a	i	n	C	e	n	t	r	a	l
4.6	7.7	10.4	12.0	16.3	18.9	21.7	24.1	26.2	28.0	30.8

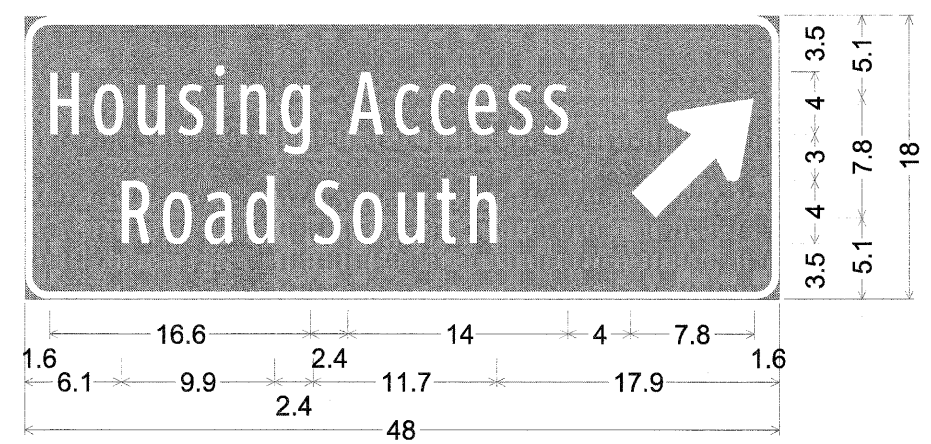
↗
35.6



1.5" Radius, 0.5" Border, White on Green;
[East-West RD] ClearviewHwy-1-W;
Standard Arrow Custom 9.9" X 6.1" 45{;
Table of widths and spaces.

E	a	s	t	-	W	e	s	t									
2.2	1.4	0.8	1.9	0.6	1.7	0.5	1.2	0.9	1.0	0.8	3.2	0.7	1.9	0.6	1.7	0.5	1.2

R	D					
2.5	1.9	0.9	1.9	8.0	7.8	2.2



1.5" Radius, 0.5" Border, White on Green;
[Housing Access] ClearviewHwy-1-W;
[Road South] ClearviewHwy-1-W;
Standard Arrow Custom 9.9" X 6.1" 45{;
Table of widths and spaces.

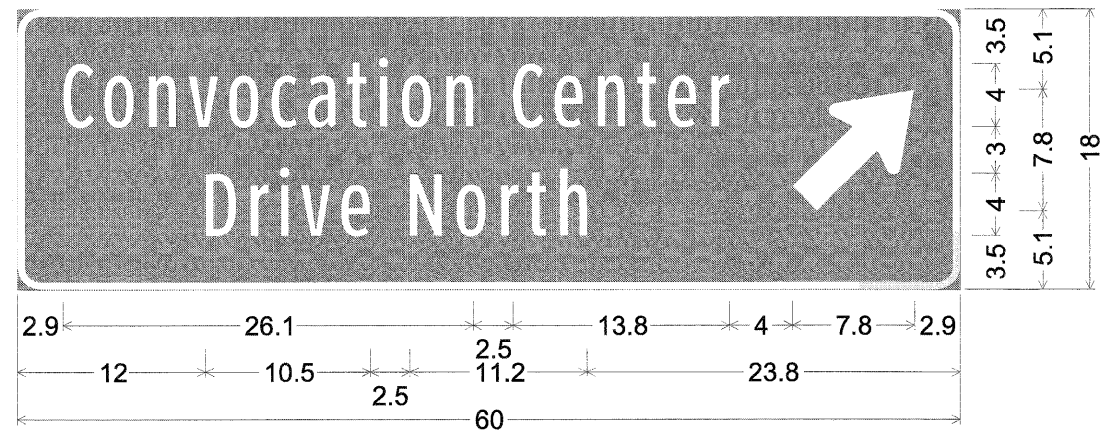
H	o	u	s	i	n	g							
1.6	1.9	0.9	1.9	0.9	1.8	0.7	1.7	0.7	0.7	0.9	1.8	0.9	1.8

A	c	c	e	s	s						
2.4	2.3	0.7	1.6	0.7	1.7	0.6	1.9	0.6	1.7	0.6	1.6

↗
4.0 7.8 1.6

R	o	a	d				
6.1	1.9	0.8	1.9	0.8	1.9	0.7	1.9

S	o	u	t	h						
2.4	1.8	0.7	1.9	0.9	1.8	0.7	1.3	0.8	1.8	17.9



1.5" Radius, 0.5" Border, White on Green;
[Convocation Center] ClearviewHwy-1-W;
[Drive North] ClearviewHwy-1-W;
Standard Arrow Custom 9.9" X 6.1" 45{;
Table of widths and spaces.

C	o	n	v	o	c	a	t	i	o	n											
2.9	2.0	0.6	1.9	1.0	1.7	0.8	1.9	0.7	1.9	0.8	1.6	0.7	1.9	0.6	1.2	0.8	0.6	0.8	1.9	1.0	1.7

C	e	n	t	e	r									
2.5	2.0	0.7	1.8	0.9	1.8	0.7	1.3	0.7	1.9	0.9	1.1	4.0	7.8	2.9

D	r	i	v	e					
12.0	1.9	0.9	1.2	0.7	0.6	0.7	1.9	0.7	1.9

N	o	r	t	h						
2.5	2.0	0.9	1.9	1.0	1.1	0.5	1.2	0.9	1.7	23.8

LAYOUT: MGL 09/20/10 Huss0004H
DRAWN: MGL 09/20/10 11/05/2010
REVISED: MGL 11/05/2010 11/05/2010
C:\522-DET-SIGNS.dgn