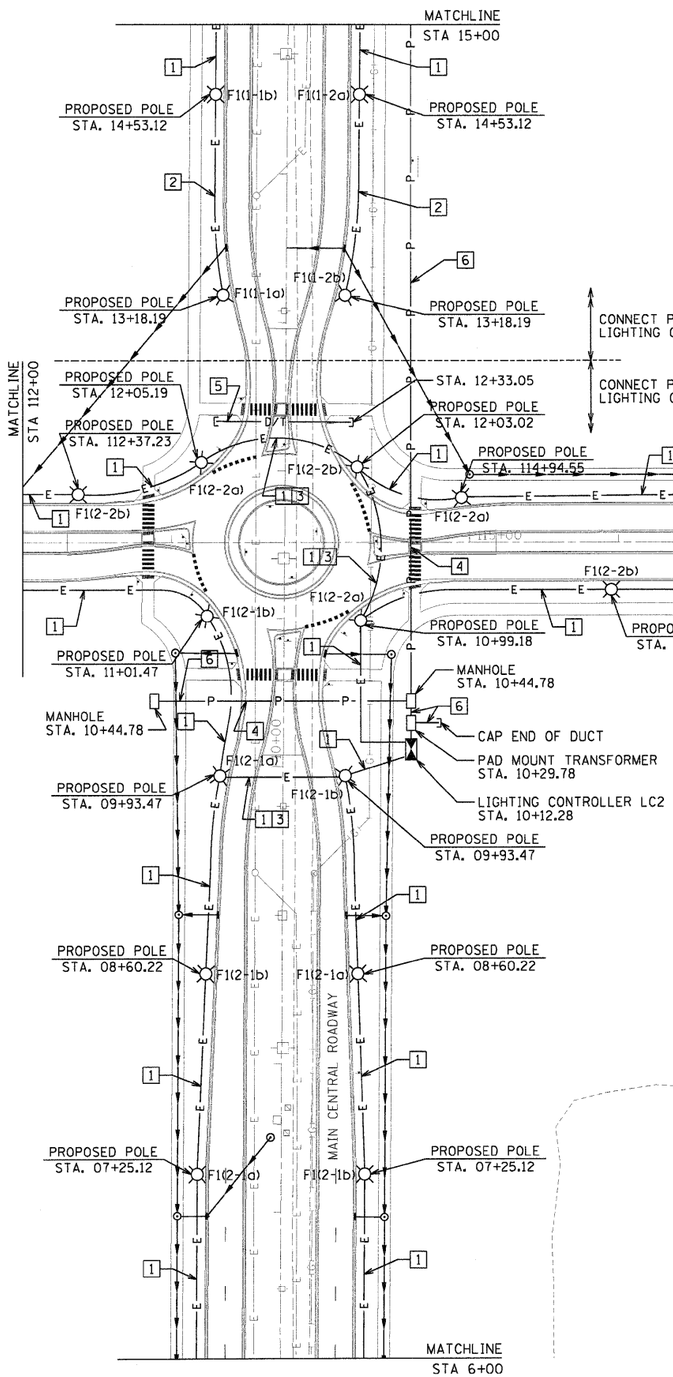

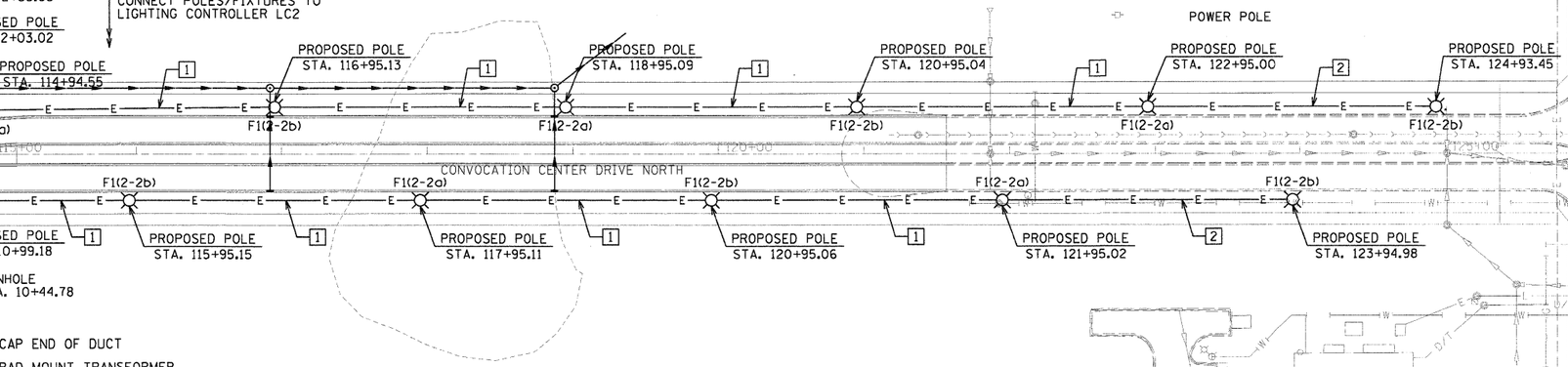

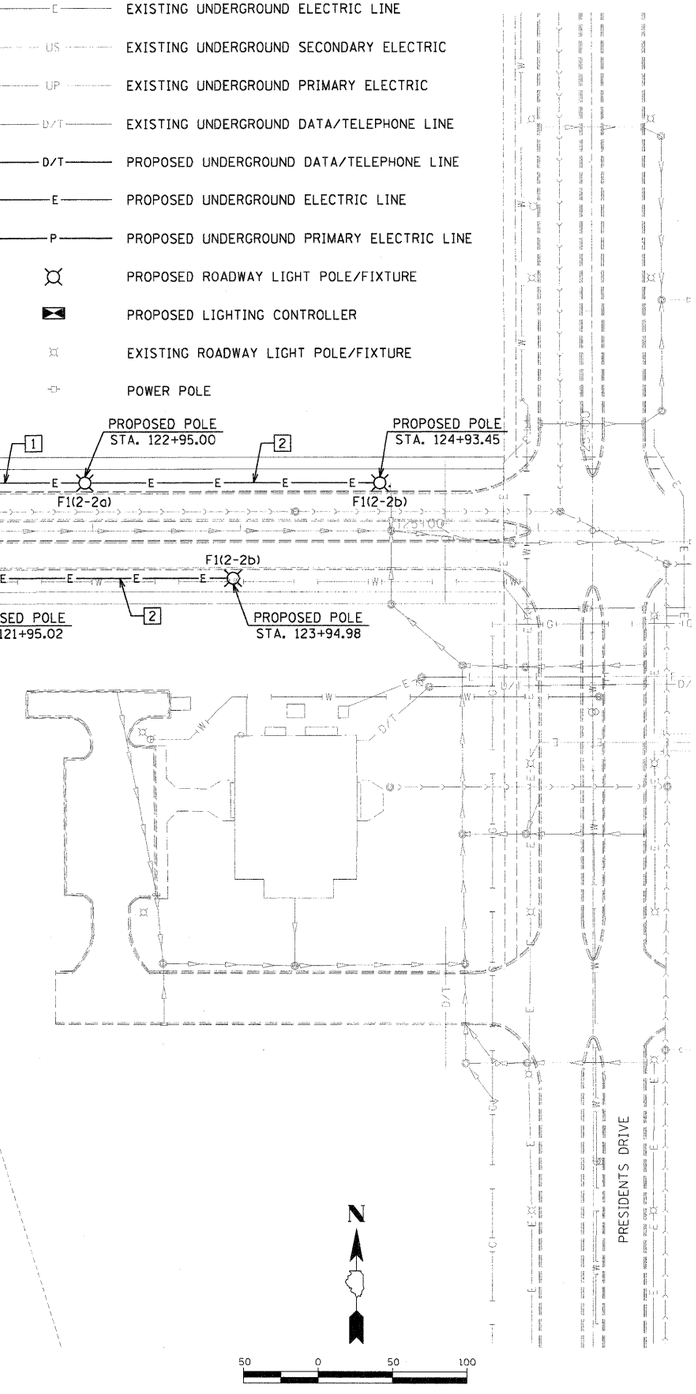

LEGEND

- EXISTING UNDERGROUND ELECTRIC LINE
- EXISTING UNDERGROUND SECONDARY ELECTRIC
- EXISTING UNDERGROUND PRIMARY ELECTRIC
- EXISTING UNDERGROUND DATA/TELEPHONE LINE
- PROPOSED UNDERGROUND DATA/TELEPHONE LINE
- PROPOSED UNDERGROUND ELECTRIC LINE
- PROPOSED UNDERGROUND PRIMARY ELECTRIC LINE
- PROPOSED ROADWAY LIGHT POLE/FIXTURE
- PROPOSED LIGHTING CONTROLLER
- EXISTING ROADWAY LIGHT POLE/FIXTURE
- POWER POLE

LIGHTING GENERAL NOTES:

1. IT SHALL BE THE CONTRACTOR'S RESPONSIBILITY TO MARK THE PROPOSED LOCATIONS OF ALL LIGHT POLES FOR EXAMINATION AND CONFIRMATION WITH THE ENGINEER AT THE PRE CONSTRUCTION INSPECTION. THE EXACT LOCATIONS OF ALL ITEMS SHALL BE CONFIRMED WITH THE ENGINEER PRIOR TO STARTING WORK.

2. THE CONTRACTOR SHALL MAKE SPECIAL NOTE OF THE SPECIFIED REQUIREMENTS FOR BURIED WARNING TAPE, SPECIFIED AS PART OF THE "TRENCH AND BACKFILL FOR ELECTRICAL WORK". THE INSTALLATION OF THE TAPE SHALL BE INSPECTED BY THE ENGINEER PRIOR TO BACKFILLING OR DURING PLOWING OPERATIONS, AS APPLICABLE.

PLAN KEYED NOTES:

1. PROVIDE 4#10, #10G., 1"C.
2. PROVIDE 2#10, #10G., 1"C.
3. PROVIDE RIGID GALVANIZED STEEL (RGS) CONDUIT BELOW ROADWAY (PUSHED).
4. PROVIDE REINFORCING UNDER PAVEMENT ONLY - EXTEND REINFORCING 5'-0" BEYOND PAVEMENT EDGE.
5. EXTEND DUCT 5'-0" PAST BACK OF CURB. EXTEND PVC CONDUITS 1'-0" BEYOND CONCRETE ENCASEMENT AND CAP FOR FUTURE EXTENSION. EXTEND REBAR 1'-0" BEYOND CONCRETE ENCASEMENT AND WRAP WITH TAPE (6-5"C.).
6. PROVIDE 2-5"C.

THE LOCATION, SIZE AND TYPE OF MATERIAL OF EXISTING UNDERGROUND UTILITIES INDICATED ON THE PLANS IS NOT REPRESENTED AS BEING ACCURATE, SUFFICIENT OR COMPLETE. IT SHALL BE THE CONTRACTOR'S RESPONSIBILITY TO DETERMINE THE ACTUAL LOCATION OF ALL SUCH FACILITIES, INCLUDING THE SERVICE CONNECTIONS TO UNDERGROUND UTILITIES. PRIOR TO CONSTRUCTION THE CONTRACTOR SHALL NOTIFY THE UTILITY COMPANIES OF HIS OPERATIONAL PLANS AND SHALL OBTAIN FROM THE RESPECTIVE UTILITY COMPANIES DETAILED INFORMATION AND ASSISTANCE RELATIVE TO THE LOCATION OF THEIR FACILITIES AND THE WORKING SCHEDULE OF THE COMPANIES FOR REMOVAL OR ADJUSTMENT WHERE REQUIRED. IN THE EVENT AN UNEXPECTED UTILITY INTERFERENCE IS ENCOUNTERED DURING CONSTRUCTION, THE CONTRACTOR SHALL IMMEDIATELY NOTIFY THE UTILITY COMPANY OF JURISDICTION. THE ENGINEER SHALL ALSO BE IMMEDIATELY NOTIFIED. ANY SUCH MAINS AND SERVICES SHALL BE RESTORED TO SERVICE AT ONCE AND PAID FOR BY THE CONTRACTOR AT NO ADDITIONAL COST TO THE CONTRACT.

CONTACT JOINT UTILITY LOCATING INFORMATION FOR EXCAVATING (JULIE) 1-800-892-0123 FOR UTILITY INFORMATION.

HANSON
Hanson Professional Services Inc.

P.T.	04/07/10	Huss\0041
ANC.	11/04/10	1/05\2010
P.T.	11/04/10	A:\06\Jobs\DEKRISER3\CADD\Road\Sheet\E-102.dgn

FILE NAME = I:\06\jobs\DEKRISER3\CADD\Road\Sheet\E-102.dgn	USER NAME = MWH	DESIGNED - PJT	REVISED -
		DRAWN - ANC	REVISED -
	PLOT SCALE = AS SHOWN	CHECKED - PJT	REVISED -
	PLOT DATE = 11\05\2010	DATE - 11/04/10	REVISED -

STATE OF ILLINOIS
DEPARTMENT OF TRANSPORTATION

NORTHERN ILLINOIS UNIVERSITY
FAR WEST CAMPUS EXPANSION
ROADWAY LIGHTING PLAN

SCALE: AS SHOWN | SHEET NO. 2 OF X SHEETS | STA. | TO STA.

F.A.P. RTE.	SECTION	COUNTY	TOTAL SHEETS	SHEET NO.
567	06-00002-00-PV	DEKALB	148	80

CONTRACT NO. 87476

FED. ROAD DIST. NO. | ILLINOIS | FED. AID PROJECT

L2