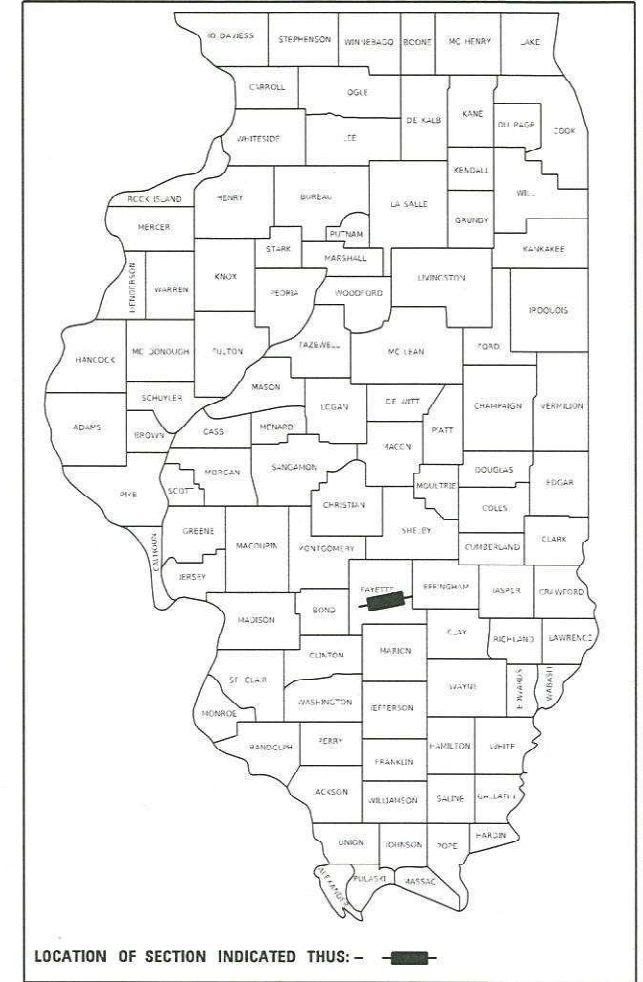


STATE OF ILLINOIS
DEPARTMENT OF TRANSPORTATION

F.A.I. RTE.	SECTION	COUNTY	TOTAL SHEETS	SHEET NO.
70	D7 PATCHING 2022-5	FAYETTE	6	1
		ILLINOIS	CONTRACT NO. 74A80	

D-97-011-21



LOCATION OF SECTION INDICATED THUS: - [thick black line]

PROPOSED HIGHWAY PLANS

FAI ROUTE 70 (I-70)
SECTION D7 PATCHING 2022-5


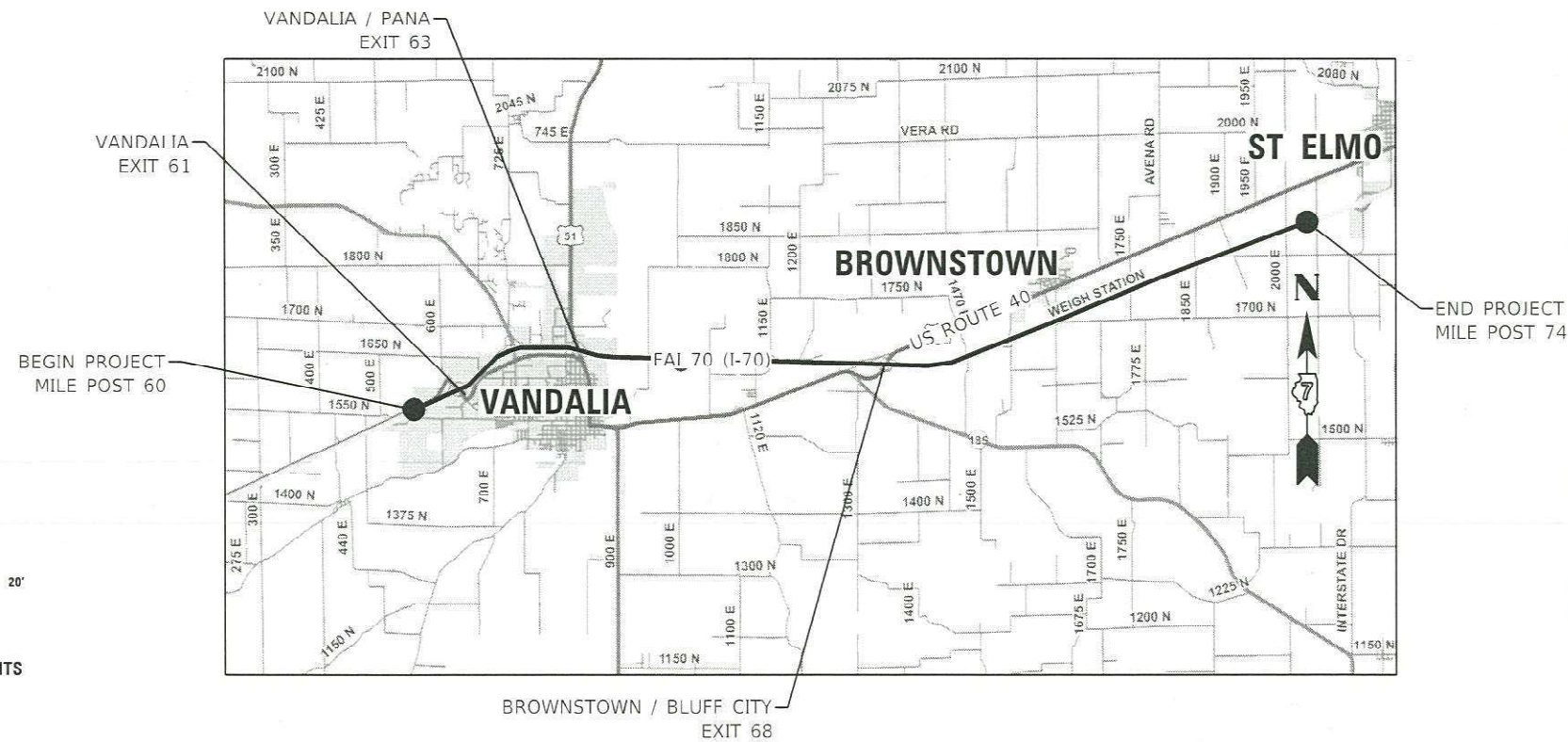
PATCHING
FAYETTE COUNTY

C-97-180-21

FOR INDEX OF SHEETS, SEE SHEET NO. 2

ADT (YEAR) = 22400 (2019)

% TRUCKS = 45.3%



FULL SIZE PLANS HAVE BEEN PREPARED USING STANDARD ENGINEERING SCALES. REDUCED SIZED PLANS WILL NOT CONFORM TO STANDARD SCALES. IN MAKING MEASUREMENTS ON REDUCED PLANS, THE ABOVE SCALES MAY BE USED.

J.U.L.I.E.
JOINT UTILITY LOCATION INFORMATION FOR EXCAVATORS
1-800-892-0123
OR 811

PROJECT ENGINEER: DEBRA BARRETT
PROJECT MANAGER: LEAH HILLE

CONTRACT NO. 74A80

GROSS LENGTH = 73920.0 FT. = 14.0 MILE
NET LENGTH = 73920.0 FT. = 14.0 MILE

STATE OF ILLINOIS
DEPARTMENT OF TRANSPORTATION

SUBMITTED November 3, 2021
Jeffrey P. Mynick
REGIONAL ENGINEER

December 10, 2021
[Signature]
ENGINEER OF DESIGN AND ENVIRONMENT

December 10, 2021
[Signature]
DIRECTOR OF HIGHWAYS PROJECT IMPLEMENTATION

PRINTED BY THE AUTHORITY
OF THE STATE OF ILLINOIS

SUMMARY OF QUANTITIES			TOTAL QUANTITIES	CONSTRUCTION TYPE CODE	
CODE NO	ITEM	UNIT		0006 100% STATE RURAL	0006 100% STATE URBAN
44200050	WELDED WIRE REINFORCEMENT	SO YD	436		436
44200645	CLASS A PATCHES, TYPE II, 16 INCH	SO YD	368	101	267
44200646	CLASS A PATCHES, TYPE III, 16 INCH	SO YD	91	59	32
44200647	CLASS A PATCHES, TYPE IV, 16 INCH	SO YD	67	67	
44200970	CLASS B PATCHES, TYPE II, 10 INCH	SO YD	910		910
44200994	CLASS B PATCHES, TYPE II, 12 INCH	SO YD	125	125	
44201000	CLASS B PATCHES, TYPE IV, 12 INCH	SO YD	436		436
44201299	DOWEL BARS 1 1/2"	EACH	2842	322	2520
44213000	PATCHING REINFORCEMENT	SO YD	526	227	299
44213200	SAW CUTS	FOOT	11765	1957	9808
44213204	TIE BARS 3/4"	EACH	274	38	236
67100100	MOBILIZATION	L SUM	1	0.6	0.4
70100420	TRAFFIC CONTROL AND PROTECTION, STANDARD	EACH	11	3	8
	701411				

SUMMARY OF QUANTITIES			TOTAL QUANTITIES	CONSTRUCTION TYPE CODE	
CODE NO	ITEM	UNIT		0006 100% STATE RURAL	0006 100% STATE URBAN
70100700	TRAFFIC CONTROL AND PROTECTION, STANDARD	L SUM	1	0.6	0.4
	701406				
70100800	TRAFFIC CONTROL AND PROTECTION, STANDARD	L SUM	1	0.6	0.4
	701401				
70100825	TRAFFIC CONTROL AND PROTECTION, STANDARD	L SUM	1	0.6	0.4
	701456				
70103815	TRAFFIC CONTROL SURVEILLANCE	CAL DA	5	3	2
70107025	CHANGEABLE MESSAGE SIGN	CAL DA	28	14	14

MODEL: Default
 FILE NAME: p:\project-pw-beadefy.com\FW\DOT\Documents\DOT Office\District 7\Project\74A80\CADD\DATA\CAD\PROJECTS\DOT\74A80\Sheet-500.dgn

USER NAME = steffenmk	DESIGNED - LMH	REVISED -
	DRAWN - LMH	REVISED -
PLOT SCALE = 100,0000' / in.	CHECKED -	REVISED -
PLOT DATE = 11/4/2021	DATE - 11/4/2021	REVISED -

**STATE OF ILLINOIS
DEPARTMENT OF TRANSPORTATION**

SUMMARY OF QUANTITIES

SCALE: NO SCALE SHEET OF SHEETS STA. TO STA.

F.A.I. RTE.	SECTION	COUNTY	TOTAL SHEETS	SHEET NO.
70	D7 PATCHING 2022-5	FAYETTE	6	3
			CONTRACT NO. 74A80	
		ILLINOIS	FED. AID PROJECT	

PATCHING SCHEDULE

44200970
CLASS B PATCHES,
TYPE II, 10 INCH

44213200
SAW CUTS

44201299
DOWEL BARS,
1 1/2"

PATCH NUMBER	LANE	MILE POST	LENGTH	WIDTH	TYPE 2 SQ YD	FOOT	EACH	
			FOOT	FOOT				
EXIT 61 RAMP ALL BARE CONCRETE SO 10" DEPTH								
WB OFF RAMP ZERO - END BITUMINOUS OVERLAY START BARE CONCRETE								
1	WBOFF	00+72	6.0	8.0	5.3	37.5	14.0	
2	WBOFF	00+72	6.0	8.0	5.3	37.5	14.0	
3	WBOFF	01+92	6.0	8.0	5.3	37.5	14.0	
4	WBOFF	01+92	6.0	8.0	5.3	37.5	14.0	
5	WBOFF	02+48	6.0	8.0	5.3	37.5	14.0	
6	WBOFF	02+68	6.0	8.0	5.3	37.5	14.0	
7	WBOFF	02+68	6.0	8.0	5.3	37.5	14.0	
8	WBOFF	03+23	6.0	8.0	5.3	37.5	14.0	
9	WBOFF	03+23	6.0	8.0	5.3	37.5	14.0	
10	WBOFF	04+45	6.0	8.0	5.3	37.5	14.0	
11	WBOFF	04+45	6.0	8.0	5.3	37.5	14.0	
12	WBOFF	04+72	6.0	8.0	5.3	37.5	14.0	
13	WBOFF	04+72	6.0	8.0	5.3	37.5	14.0	
14	WBOFF	04+95	6.0	8.0	5.3	37.5	14.0	
15	WBOFF	04+95	6.0	8.0	5.3	37.5	14.0	
16	WBOFF	05+28	6.0	8.0	5.3	37.5	14.0	
17	WBOFF	05+28	6.0	8.0	5.3	37.5	14.0	
18	WBOFF	05+45	6.0	8.0	5.3	37.5	14.0	
19	WBOFF	05+72	6.0	8.0	5.3	37.5	14.0	
20	WBOFF	05+72	6.0	8.0	5.3	37.5	14.0	
21	WBOFF	05+95	6.0	8.0	5.3	37.5	14.0	
22	WBOFF	05+95	6.0	8.0	5.3	37.5	14.0	
23	WBOFF	06+23	6.0	8.0	5.3	37.5	14.0	
24	WBOFF	06+23	6.0	8.0	5.3	37.5	14.0	
25	WBOFF	06+43	6.0	8.0	5.3	37.5	14.0	
26	WBOFF	06+43	6.0	8.0	5.3	37.5	14.0	
27	WBOFF	06+68	6.0	8.0	5.3	37.5	14.0	
28	WBOFF	06+68	6.0	8.0	5.3	37.5	14.0	
29	WBOFF	06+97	6.0	8.0	5.3	37.5	14.0	
30	WBOFF	06+97	6.0	8.0	5.3	37.5	14.0	
31	WBOFF	07+17	6.0	8.0	5.3	37.5	14.0	
32	WBOFF	07+17	6.0	8.0	5.3	37.5	14.0	
33	WBOFF	07+71	6.0	8.0	5.3	37.5	14.0	
34	WBOFF	07+71	6.0	8.0	5.3	37.5	14.0	
35	WBOFF	08+82	6.0	8.0	5.3	37.5	14.0	
36	WBOFF	08+82	6.0	8.0	5.3	37.5	14.0	
37	WBOFF	09+23	6.0	8.0	5.3	37.5	14.0	
38	WBOFF	09+23	6.0	8.0	5.3	37.5	14.0	
39	WBOFF	09+71	6.0	8.0	5.3	37.5	14.0	
40	WBOFF	09+71	6.0	8.0	5.3	37.5	14.0	
41	WBOFF	10+25	6.0	8.0	5.3	37.5	14.0	
42	WBOFF	10+25	6.0	8.0	5.3	37.5	14.0	
43	WBOFF	10+74	6.0	8.0	5.3	37.5	14.0	
44	WBOFF	10+74	6.0	8.0	5.3	37.5	14.0	
45	WBOFF	11+00	6.0	8.0	5.3	37.5	14.0	
46	WBOFF	11+00	6.0	8.0	5.3	37.5	14.0	
47	WBOFF	12+00	6.0	8.0	5.3	37.5	14.0	
48	WBOFF	12+22	6.0	8.0	5.3	37.5	14.0	
49	WBOFF	12+22	6.0	8.0	5.3	37.5	14.0	
50	WBOFF	12+88	6.0	8.0	5.3	37.5	14.0	
51	WBOFF	12+88	6.0	8.0	5.3	37.5	14.0	
TOTALS:					271.0	1913.0	714.0	

PATCHING SCHEDULE

44200970
CLASS B PATCHES,
TYPE II, 10 INCH

44213200
SAW CUTS

44201299
DOWEL BARS,
1 1/2"

PATCH NUMBER	LANE	MILE POST	LENGTH	WIDTH	TYPE 2 SQ YD	FOOT	EACH	
			FOOT	FOOT				
WB ON RAMP EXIT 61 ZERO = EOP US 40 AT TOP OF RAMP								
52	WBON	00+35	6.0	8.0	5.3	37.5	14.0	
53	WBON	00+35	6.0	8.0	5.3	37.5	14.0	
54	WBON	00+45	6.0	8.0	5.3	37.5	14.0	
55	WBON	00+80	6.0	8.0	5.3	37.5	14.0	
56	WBON	00+80	6.0	8.0	5.3	37.5	14.0	
57	WBON	00+95	6.0	8.0	5.3	37.5	14.0	
58	WBON	00+95	6.0	8.0	5.3	37.5	14.0	
59	WBON	01+32	6.0	8.0	5.3	37.5	14.0	
60	WBON	01+32	6.0	8.0	5.3	37.5	14.0	
61	WBON	01+81	6.0	8.0	5.3	37.5	14.0	
62	WBON	01+81	6.0	8.0	5.3	37.5	14.0	
63	WBON	02+11	6.0	8.0	5.3	37.5	14.0	
64	WBON	02+11	6.0	8.0	5.3	37.5	14.0	
65	WBON	02+60	6.0	8.0	5.3	37.5	14.0	
66	WBON	02+60	6.0	8.0	5.3	37.5	14.0	
67	WBON	03+07	6.0	8.0	5.3	37.5	14.0	
68	WBON	03+07	6.0	8.0	5.3	37.5	14.0	
69	WBON	04+05	6.0	8.0	5.3	37.5	14.0	
70	WBON	05+16	6.0	8.0	5.3	37.5	14.0	
71	WBON	05+35	6.0	8.0	5.3	37.5	14.0	
72	WBON	05+55	6.0	8.0	5.3	37.5	14.0	
73	WBON	05+55	6.0	8.0	5.3	37.5	14.0	
74	WBON	05+84	6.0	8.0	5.3	37.5	14.0	
75	WBON	05+84	6.0	8.0	5.3	37.5	14.0	
76	WBON	06+13	6.0	8.0	5.3	37.5	14.0	
77	WBON	06+13	6.0	8.0	5.3	37.5	14.0	
78	WBON	06+61	6.0	8.0	5.3	37.5	14.0	
79	WBON	07+08	6.0	8.0	5.3	37.5	14.0	
80	WBON	07+61	6.0	8.0	5.3	37.5	14.0	
81	WBON	07+61	6.0	8.0	5.3	37.5	14.0	
82	WBON	08+00	6.0	8.0	5.3	37.5	14.0	
83	WBON	08+00	6.0	8.0	5.3	37.5	14.0	
84	WBON	09+04	6.0	8.0	5.3	37.5	14.0	
85	WBON	09+04	6.0	8.0	5.3	37.5	14.0	
86	WBON	10+04	6.0	8.0	5.3	37.5	14.0	
87	WBON	10+04	6.0	8.0	5.3	37.5	14.0	
TOTALS:					191.0	1350.0	504.0	

MODEL: Default
 FILE NAME: p:\ultra-dw-bentley.com\PIV\DOT\Documents\DOT\offices\Director_T\Projects\74A80\CADD\DATA\CAD\PROJECTS\DOT\74A80\spatchschedule.com

USER NAME = stefenmk	DESIGNED - DLR	REVISED -
	DRAWN - LMH	REVISED -
PLOT SCALE = 100,0000' / in.	CHECKED - LMH	REVISED -
PLOT DATE = 11/4/2021	DATE - 11/4/2021	REVISED -

**STATE OF ILLINOIS
DEPARTMENT OF TRANSPORTATION**

SCHEDULE OF QUANTITIES

SCALE: NO SCALE SHEET 2 OF 3 SHEETS STA. TO STA.

F.A.I. RTE.	SECTION	COUNTY	TOTAL SHEETS	SHEET NO.
70	D7 PATCHING 2022-5	FAYETTE	6	5
CONTRACT NO. 74A80				
ILLINOIS FED. AID PROJECT				

PATCHING SCHEDULE

44200970
CLASS B PATCHES,
TYPE II, 10 INCH

44213200
SAW CUTS

44201299
DOWEL BARS,
1 1/2"

PATCH NUMBER	LANE	MILE POST	LENGTH	WIDTH	TYPE 2	FOOT	EACH	
			FOOT	FOOT				
EB OFF RAMP EXIT 61 ZERO = END OF BITUMINOUS OVERLAY START BARE CONCRETE								
88	EBOFF	00+26	6.0	8.0	5.3	37.5	14.0	
89	EBOFF	00+26	6.0	8.0	5.3	37.5	14.0	
90	EBOFF	00+50	6.0	8.0	5.3	37.5	14.0	
91	EBOFF	00+50	6.0	8.0	5.3	37.5	14.0	
92	EBOFF	00+80	6.0	8.0	5.3	37.5	14.0	
93	EBOFF	00+80	6.0	8.0	5.3	37.5	14.0	
94	EBOFF	01+00	6.0	8.0	5.3	37.5	14.0	
95	EBOFF	01+00	6.0	8.0	5.3	37.5	14.0	
96	EBOFF	01+30	6.0	8.0	5.3	37.5	14.0	
97	EBOFF	01+30	6.0	8.0	5.3	37.5	14.0	
98	EBOFF	01+70	6.0	8.0	5.3	37.5	14.0	
99	EBOFF	01+70	6.0	8.0	5.3	37.5	14.0	
100	EBOFF	02+18	6.0	8.0	5.3	37.5	14.0	
101	EBOFF	02+18	6.0	8.0	5.3	37.5	14.0	
102	EBOFF	02+50	6.0	8.0	5.3	37.5	14.0	
103	EBOFF	02+50	6.0	8.0	5.3	37.5	14.0	
104	EBOFF	03+00	6.0	8.0	5.3	37.5	14.0	
105	EBOFF	03+00	6.0	8.0	5.3	37.5	14.0	
105	EBOFF	03+18	10.0	8.0	8.9	45.5	14.0	
107	EBOFF	03+18	10.0	8.0	8.9	45.5	14.0	
108	EBOFF	03+73	6.0	8.0	5.3	37.5	14.0	
109	EBOFF	03+73	6.0	8.0	5.3	37.5	14.0	
110	EBOFF	04+00	6.0	8.0	5.3	37.5	14.0	
111	EBOFF	04+25	6.0	8.0	5.3	37.5	14.0	
112	EBOFF	04+25	6.0	8.0	5.3	37.5	14.0	
113	EBOFF	04+46	6.0	8.0	5.3	37.5	14.0	
114	EBOFF	04+46	6.0	8.0	5.3	37.5	14.0	
115	EBOFF	04+72	6.0	8.0	5.3	37.5	14.0	
116	EBOFF	04+72	6.0	8.0	5.3	37.5	14.0	
117	EBOFF	05+25	6.0	8.0	5.3	37.5	14.0	
118	EBOFF	05+25	6.0	8.0	5.3	37.5	14.0	
119	EBOFF	05+70	6.0	8.0	5.3	37.5	14.0	
120	EBOFF	05+70	6.0	8.0	5.3	37.5	14.0	
121	EBOFF	06+25	6.0	8.0	5.3	37.5	14.0	
122	EBOFF	06+25	6.0	8.0	5.3	37.5	14.0	
123	EBOFF	07+15	6.0	8.0	5.3	37.5	14.0	
124	EBOFF	07+15	6.0	8.0	5.3	37.5	14.0	
125	EBOFF	07+50	6.0	8.0	5.3	37.5	14.0	
125	EBOFF	07+50	6.0	8.0	5.3	37.5	14.0	
TOTALS:					214.0	1479.0	546.0	

PATCHING SCHEDULE

44200970
CLASS B PATCHES,
TYPE II, 10 INCH

44213200
SAW CUTS

44201299
DOWEL BARS,
1 1/2"

PATCH NUMBER	LANE	MILE POST	LENGTH	WIDTH	TYPE 2	FOOT	EACH	
			FOOT	FOOT				
EB ON RAMP EXIT 61 ZERO = EOP US 40 AT TOP OF RAMP								
127	EBON	00+55	6.0	8.0	5.3	37.5	14.0	
128	EBON	00+55	6.0	8.0	5.3	37.5	14.0	
129	EBON	00+75	6.0	8.0	5.3	37.5	14.0	
130	EBON	00+75	6.0	8.0	5.3	37.5	14.0	
131	EBON	00+99	6.0	8.0	5.3	37.5	14.0	
132	EBON	00+99	6.0	8.0	5.3	37.5	14.0	
133	EBON	01+26	6.0	8.0	5.3	37.5	14.0	
134	EBON	01+53	6.0	8.0	5.3	37.5	14.0	
135	EBON	01+53	6.0	8.0	5.3	37.5	14.0	
136	EBON	01+88	6.0	8.0	5.3	37.5	14.0	
137	EBON	01+88	6.0	8.0	5.3	37.5	14.0	
138	EBON	02+05	6.0	8.0	5.3	37.5	14.0	
139	EBON	02+05	6.0	8.0	5.3	37.5	14.0	
140	EBON	02+26	6.0	8.0	5.3	37.5	14.0	
141	EBON	02+52	6.0	8.0	5.3	37.5	14.0	
142	EBON	02+52	6.0	8.0	5.3	37.5	14.0	
143	EBON	03+27	6.0	8.0	5.3	37.5	14.0	
144	EBON	03+52	6.0	8.0	5.3	37.5	14.0	
145	EBON	03+52	6.0	8.0	5.3	37.5	14.0	
146	EBON	04+03	6.0	8.0	5.3	37.5	14.0	
147	EBON	04+03	6.0	8.0	5.3	37.5	14.0	
148	EBON	04+30	6.0	8.0	5.3	37.5	14.0	
149	EBON	04+56	6.0	8.0	5.3	37.5	14.0	
150	EBON	04+56	6.0	8.0	5.3	37.5	14.0	
151	EBON	04+78	6.0	8.0	5.3	37.5	14.0	
152	EBON	04+78	6.0	8.0	5.3	37.5	14.0	
153	EBON	05+27	6.0	8.0	5.3	37.5	14.0	
154	EBON	05+27	6.0	8.0	5.3	37.5	14.0	
155	EBON	05+50	6.0	8.0	5.3	37.5	14.0	
156	EBON	05+50	6.0	8.0	5.3	37.5	14.0	
157	EBON	06+03	6.0	8.0	5.3	37.5	14.0	
158	EBON	06+03	6.0	8.0	5.3	37.5	14.0	
159	EBON	07+08	6.0	8.0	5.3	37.5	14.0	
160	EBON	07+08	6.0	8.0	5.3	37.5	14.0	
161	EBON	07+45	6.0	8.0	5.3	37.5	14.0	
162	EBON	07+45	6.0	8.0	5.3	37.5	14.0	
163	EBON	08+02	6.0	8.0	5.3	37.5	14.0	
164	EBON	08+02	6.0	8.0	5.3	37.5	14.0	
165	EBON	08+47	6.0	8.0	5.3	37.5	14.0	
166	EBON	08+47	6.0	8.0	5.3	37.5	14.0	
167	EBON	08+97	6.0	8.0	5.3	37.5	14.0	
168	EBON	08+97	6.0	8.0	5.3	37.5	14.0	
169	EBON	09+25	6.0	8.0	5.3	37.5	14.0	
170	EBON	09+25	6.0	8.0	5.3	37.5	14.0	
TOTALS:					234.0	1650.0	616.0	

OVERALL CLASS B PATCHES, TYPE II, 10" TOTALS: 910.0 6392.0 2380.0

MODEL: Default
 FILE NAME: p:\project-pw-bentley.com\FWIDOT\Documents\DOT Office\Director_T\Project\74A80\CADD\DATA\CAD\patches\DOT74A80\patcheschedule.com

USER NAME = steffemk	DESIGNED - DLR	REVISED -
	DRAWN - LMH	REVISED -
PLOT SCALE = 100,0000' / in.	CHECKED - LMH	REVISED -
PLOT DATE = 11/4/2021	DATE - 11/4/2021	REVISED -

**STATE OF ILLINOIS
DEPARTMENT OF TRANSPORTATION**

SCHEDULE OF QUANTITIES

SCALE: NO SCALE SHEET 3 OF 3 SHEETS STA. TO STA.

F.A.I. RTE.	SECTION	COUNTY	TOTAL SHEETS	SHEET NO.
70	D7 PATCHING 2022-5	FAYETTE	6	6
CONTRACT NO. 74A80				
ILLINOIS		FED. AID PROJECT		