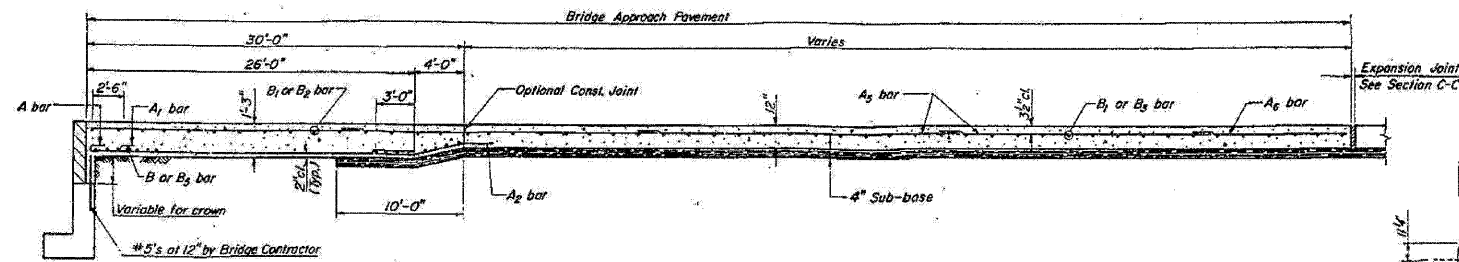


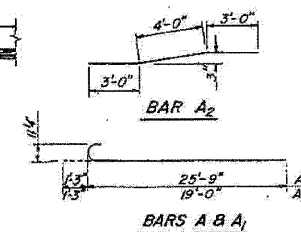
STATE OF ILLINOIS
DEPARTMENT OF TRANSPORTATION

ROUTE NO.	SECTION	COUNTY	TOTAL SHEETS	SHEET NO.
FAI 290	1984-083R	DUPAGE	309	238
FED. ROAD DIST. NO. 7	ILLINOIS	FEDERAL AID PROJECT NO.		

Notes:
Tie hook of #9 bars for min. 2' cl. Use 1'-4" min. lap for #4 bars. Use 1'-8" min. lap for #5 bars.
The 4" sub-base shall be of the same material as under the adjacent pavement.
* Cut reinforcement in the field to fit the skew and use the remainder in adjacent area.
The cost of tie bars, expansion joints and sub-base shall be included in the cost of Bridge Approach Pavement.
Bars indicated thus M x N - #4 ect. indicates 'M' lines of bars with 'N' lengths per line.



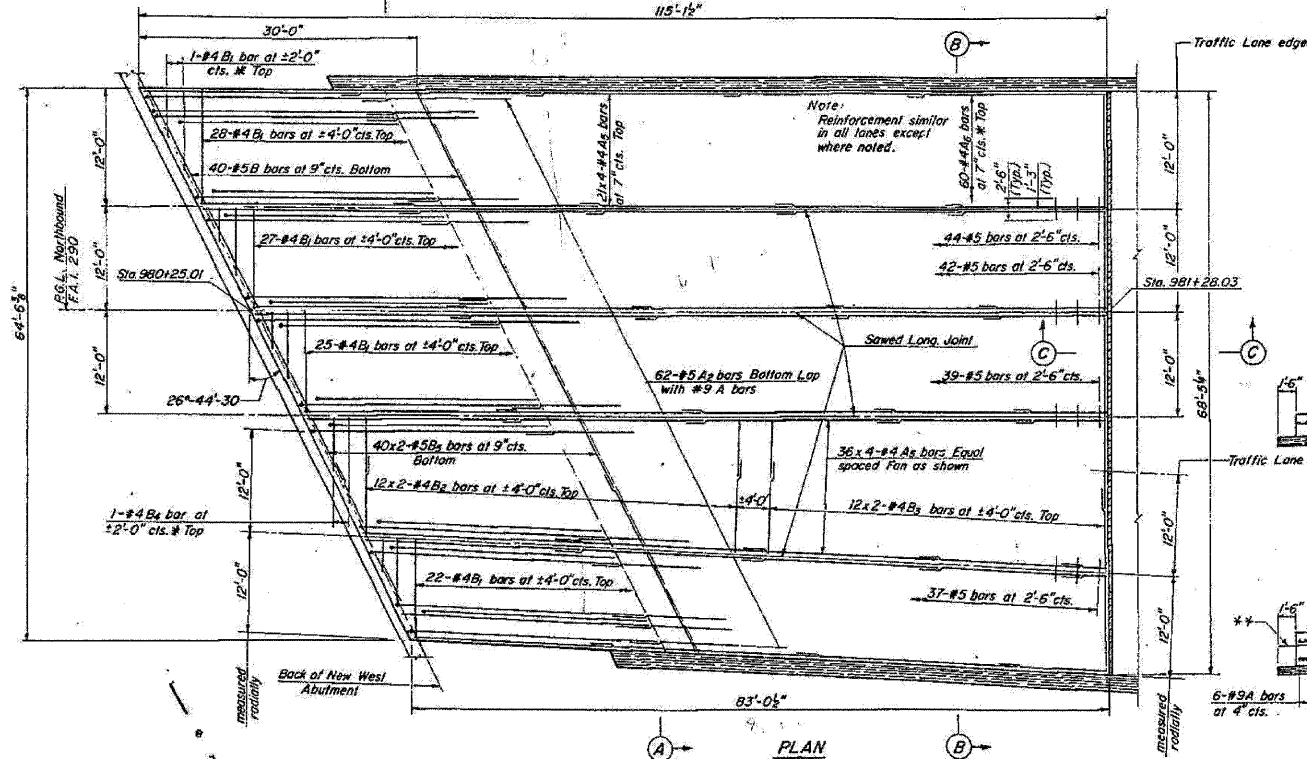
LONGITUDINAL CROSS SECTION



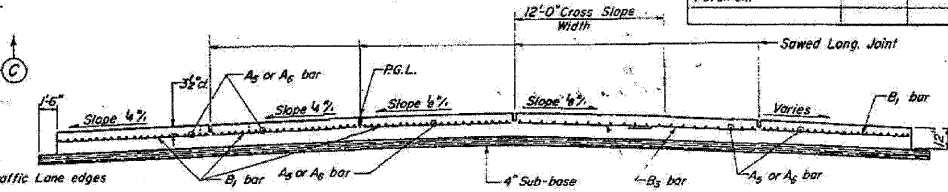
BILL OF MATERIALS

BAR	NO.	SIZE	LENGTH	SHAPE
A	74	#9	27'-0"	
A1	62	#9	20'-3"	
A2	74	#5	10'-0"	
A3	480	#4	21'-9"	
A4	60	#4	35'-9"	
B	160	#5	13'-0"	
B1	106	#4	11'-6"	
B2	24	#4	10'-0"	
B3	24	#4	11'-0"	
B4	1	#4	16'-0"	
B5	80	#5	10'-6"	
ITEM	UNIT	QUANTITY		
Reinforcement Bars	Lbs.	24,450		
Bridge Approach Pavement	Sq. Yds.	728		

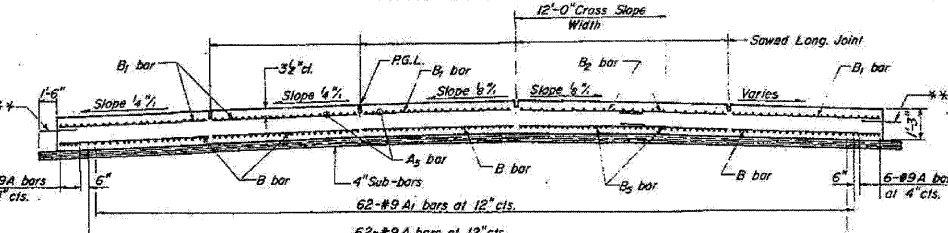
** Note:
At bridge approach shoulder pavement adjacent to approach slots, place 1/2" steel tie bars at 2'-6" centers in accordance with the details for Bulkhead Longitudinal Construction Joint shown on Standard 2323. Cost of the tie bars will be included in the contract unit price for the adjacent item. Transitions for curb and gutter shall be as shown on the plans.



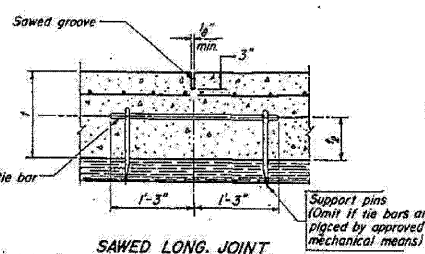
PLAN




SECTION B-B



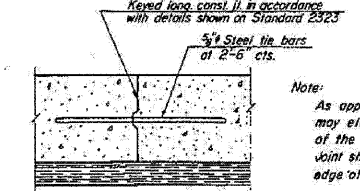
SECTION A-A



SAWED LONG JOINT



SECTION C-C
Reinforced Jointed P.C.C. Pavement



OPTIONAL LONGITUDINAL CONSTRUCTION JOINT

Note:
As approved by the Engineer, the contractor may elect to reduce the widths by the use of the Optional Longitudinal Construction Joint shown. Joints shall be located at the edge of Traffic Lane.

STATE OF ILLINOIS
DEPARTMENT OF TRANSPORTATION

**BRIDGE APPROACH PAVEMENT
(NORTHWEST QUADRANT)**

FAI. ROUTE 290, DUPAGE COUNTY
SECTION 1984-083R
INTERSTATE ROUTE 290 OVER
YORK ROAD

HOWARD NEEDLES TAMMEN & BERENSON
HNTB
MADE GWH DATE 7/7/82 CHECKED BAM DATE 5/29/85

NO.	DATE	REVISION	BY

SHEET 181 OF 276

FOR INFORMATION ONLY

benesch
alfred benesch & company
Engineers - Surveyors - Planners
205 North Michigan Avenue, Suite 2400
Chicago, Illinois 60601
312-565-0450 Job No. 10050

SHEET NO. 19	F.A.I. RTE. 290	SECTION 2009-099 BR	COUNTY COOK/DUPAGE	TOTAL SHEETS 309	SHEET NO. 238
25 SHEETS	CONTRACT NO. 60157		FED. ROAD DIST. NO. ILLINOIS FED. AID PROJECT		

EXISTING PLAN INFORMATION 2 OF 10
STRUCTURE NO. 022-0006

x:\10200s\10205\engineer\ing-documents\contract\1\SN_022_0006_0005_York_Rd\0006-60C51-019-Exis\plan_02.dgn 18-41:22 11/12/2009